



9 IZOBRAŽEVANJE
EDUCATION

št./No 4

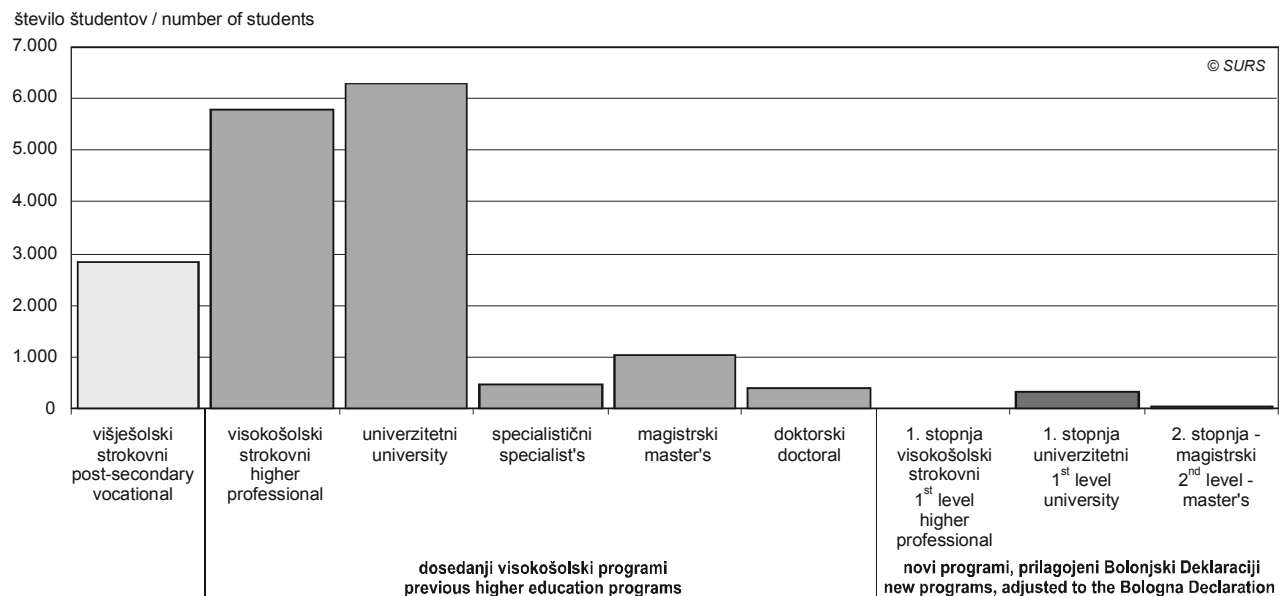
DIPLOMANTI VIŠJIH STROKOVNIH ŠOL IN VISOKOŠOLSКИH ZAVODOV, SLOVENIJA, 2006

STUDENTS GRADUATING FROM VOCATIONAL COLLEGES AND HIGHER EDUCATION INSTITUTIONS, SLOVENIA, 2006

- ▶ V letu 2006 je na terciarni ravni diplomiralo 17 145 študentov ali za 8,6 % več kot v preteklem letu.
- ▶ Delež žensk med diplomanti je obsegal 61,9 %. Največ žensk je bilo med diplomanti univerzitetnega študija (66,6 %), najmanj pa med novimi doktorji znanosti (49,6 %).
- ▶ Število diplomantov na višjih strokovnih šolah se je v primerjavi s preteklim letom povečalo za 21,6 % in ti predstavljajo že 16,5 % vseh diplomantov.
- ▶ Na visokošolskih zavodih je diplomiralo skupaj 14 311 študentov:
 - 12 392 študentov je diplomiralo na visokošolskem strokovnem in univerzitetnem študiju – od tega 7 po novih (bolonjskih) visokošolskih strokovnih programih in kar 320 po univerzitetnih programih 1. stopnje.
 - 1 048 študentov je pridobilo naziv magistra znanosti, 456 naziv specialista, 20 pa jih je študij dokončalo že po novih magistrskih programih 2. stopnje
 - 395 študentov je pridobilo naziv doktorja znanosti (to je za 7 % več kot lani).
- ▶ In 2006, 17,145 students graduated at tertiary level, which is 8.6% more than in the previous year.
- ▶ The share of women among graduates was 61.9%. The highest share of women was registered among first-degree university graduates (66.6%) and the lowest among Ph.D. graduates (49.6%).
- ▶ In comparison with the previous year, the number of graduates from vocational colleges increased by 21.6% and already represented 16.5% of all graduates.
- ▶ In 2006, 14,311 students graduated from higher education institutions, of these:
 - 12,392 students graduated from higher professional and university studies – of these 7 from new higher professional education programs and 320 from 1st level university programs
 - 1,048 students gained the title of master of science, 456 the title of specialist and 20 graduated from the new 2nd level master's programs
 - 395 students gained the title of Ph.D. (7% more than in the previous year).

Slika 1: Diplomanti terciarnega izobraževanja po vrsti študijskega programa, ki so ga zaključili, Slovenija, 2006

Chart 1: Tertiary education graduates by type of study programs completed, Slovenia, 2006



Diplomanti po vrsti dokončanega študijskega programa

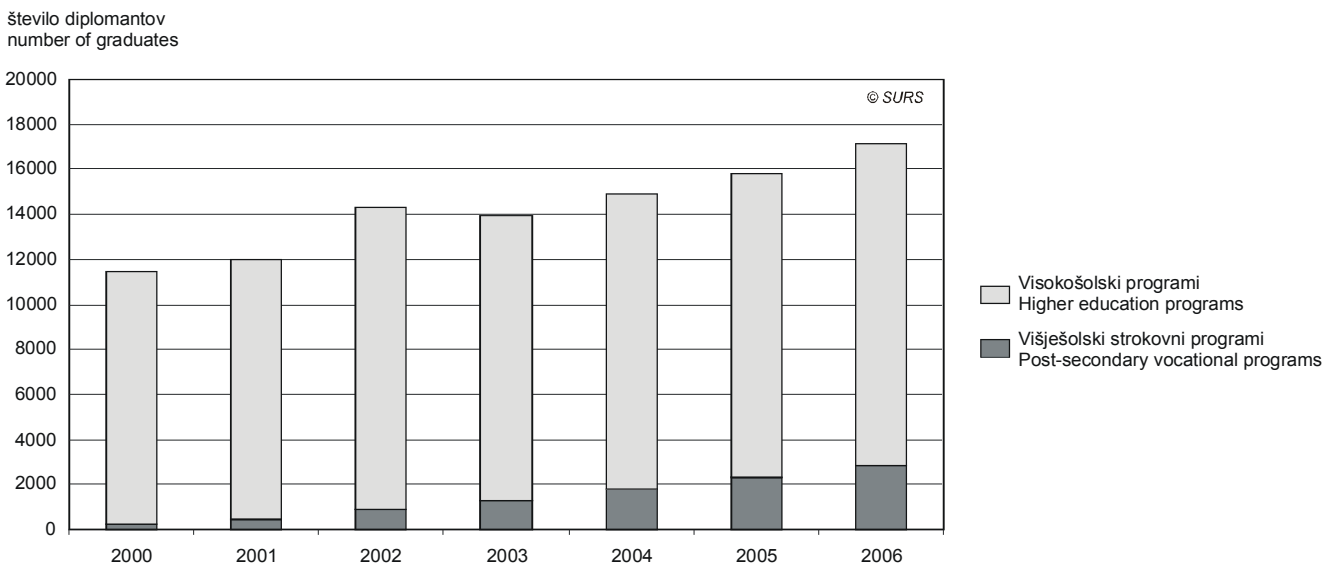
V letu 2006 je na visokošolskih zavodih in višjih strokovnih šolah študij zaključilo kar 17.145 študentov, kar je za 8,6 % več kot v prejšnjem letu. Opazna rast števila diplomantov terciarnega izobraževanja se torej vztrajno nadaljuje (slika 2).

Graduates by type of study program completed

In 2006 17,145 students completed their study at higher education institutions and post-secondary vocational colleges, which is 8.6% more than in the previous year. The number of tertiary education graduates is therefore on the rise (Chart 2).

Slika 2: Diplomanti terciarnega izobraževanja po vrsti študijskega programa, Slovenija, 2000–2006

Chart 2: Tertiary education graduates by type of study program, Slovenia, 2000–2006



Najopazneje se je povečalo število diplomantov dosedanjega magistrskega in specialističnega študija. Magisterij znanosti ali specializacijo so lani pridobili kar 1.504 študenti, kar je za dobrih 31 % več kot leto poprej. Prvih 20 študentov pa je študij končalo po novih (bolonjskih) magistrskih programih 2. stopnje.

7-odstotno rast v primerjavi s prejšnjim letom opazamo v številu novih doktorjev znanosti – v letu 2006 je ta naziv prejelo že 395 oseb.

Število diplomantov visokošolskih strokovnih in univerzitetnih programov se je povečalo za dobre 4 %. Število diplomantov dosedanjih visokošolskih strokovnih in univerzitetnih programov se je povečalo minimalno – za malo več kot 100 študentov, opazneje pa narašča število diplomantov (bolonjskih) študijskih programov prve stopnje. V letu 2005 je te programe zaključilo prvih 6 študentov, lani pa že 327.

Tudi število diplomantov višješolskih študijskih programov (2.834) se je v primerjavi z letom 2005 povečalo za dobrih 16 %, v primerjavi z letom 2001 pa skoraj za 600 %. Največ diplomantov (kar 60 %) je končalo programe za poslovnega sekretarja ali komercialista.

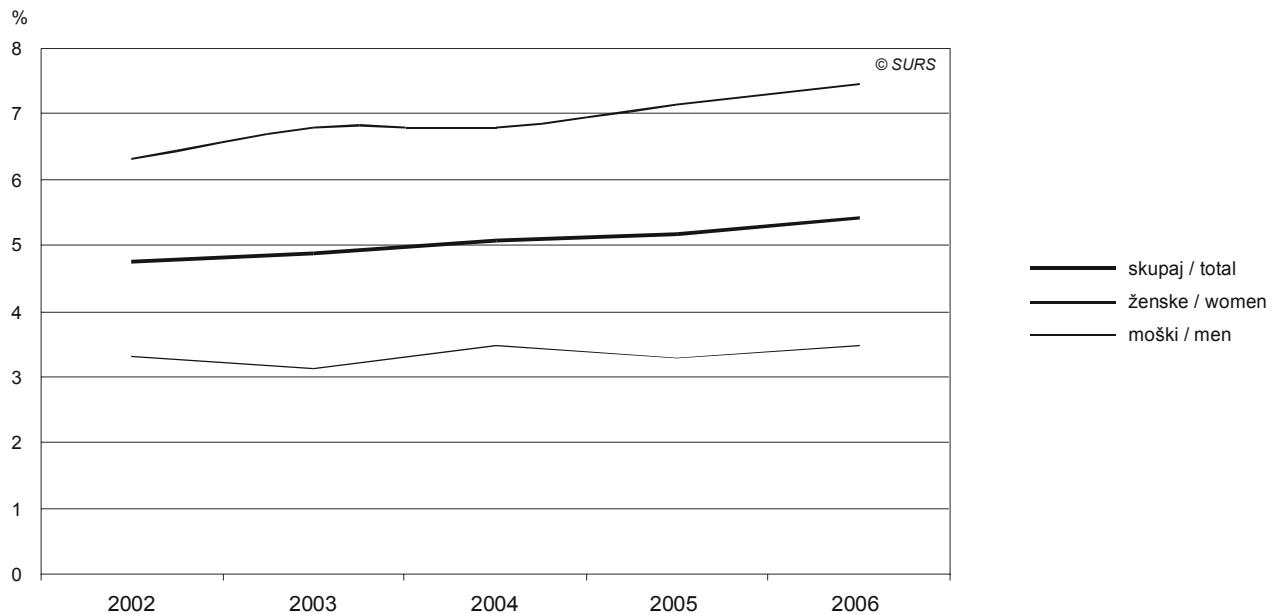
The number of graduates from master's and specialist's studies differs the most (higher by 31%) from the same figure in the previous year. 1,504 of these graduates completed previous master's and specialist's study programs and the first 20 students have completed the new 2nd level master's programs.

In 2006, 395 students graduated from doctoral studies, which is 7% more than in 2005.

In 2006 The number of graduates from higher professional and university programs has, compared to 2005, increased by 4%. The number of graduates from previous higher professional and university programs has changed slightly (by little more than 100 graduates) while the increase in the number of graduates from the new 1st level higher professional and university programs is more significant. In 2005 we had the first 6 graduates from the 1st level programs. In 2006 the number of those graduates rose to 327.

The number of graduates from post-secondary vocational colleges (2,834) increased in 2006 by 16%. Compared to 2001 this number increased by nearly 600%. The majority of this year's graduates (60%) completed the study programs for business secretaries and commercialists.

Slika 3: Delež prebivalstva, starega 23–26 let, ki je v letu 2006 zaključil višješolski, visokošolski strokovni ali univerzitetni študij, Slovenija, 2006
Chart 3: Share of population, aged 23–26, that completed post-secondary vocational, higher education or university studies in 2006, Slovenia, 2006



Tako kot se vsako leto poveča število diplomantov, se večja tudi delež prebivalstva, ki v tem letu dokonča programe terciarnega izobraževanja. Višješolske, visokošolske strokovne ali univerzitetne programe je v letu 2006 zaključilo 5,4 % prebivalstva, starega 23 do 26 let. Ta delež je bil v letu 2002 za 0,6 odstotne točke nižji.

Če primerjamo moški in ženski del populacije v starosti od 23 do 26 let, ki je v letu 2006 zaključila višješolske, visokošolske strokovne ali univerzitetne študijske programe, opazimo, da je delež žensk kar za 4 odstotne točke višji od deleža moških. V primerjavi z letom 2002 se je ženski del prebivalstva, ki je v letu 2006 zaključil višješolske, visokošolske strokovne ali univerzitetne študijske programe, povečal za 1,2 odstotne točke, medtem ko je njen moški del ostal skoraj enak kot v letu 2002.

The share of population graduating from tertiary education programs each year is increasing. 5.4% of population aged between 23 and 26 completed post-secondary vocational, higher professional or university programs in 2006. In 2002 this share was lower by 0.6 of a percentage point.

The share of the male population aged between 23 and 26 that completed post-secondary vocational, higher professional or university programs in 2006 is much lower (by 4 percentage points) than the same share of the female population. Compared to the share of the male population aged between 23 and 26 and graduating from post-secondary vocational, higher professional or university programs in 2002 the share of the same male population in 2006 did not change significantly while in case of the female population that share rose by 1.2 percentage points.

Diplomanti po starosti

Slika 4 prikazuje starostno sestavo diplomantov po vrsti študijskega programa.

Več kot pol diplomantov visokošolskega strokovnega in univerzitetnega študija je bilo starih od 25 do 29 let. Največ, kar 16,3 % vseh teh diplomantov je študij zaključilo pri 25 letih. 31 % vseh diplomantov visokošolskih strokovnih in univerzitetnih programov je bilo starih 30 let ali več, 90 diplomantov pa je študij zaključilo celo pred 23. letom.

Starostna sestava diplomantov višješolskih programov je enakomernejša. Največ, 7,3 %, jih je diplomiralo pri 24 letih, kar 60 % pa je bilo ob diplomi starejših od 29 let.

Graduates by age

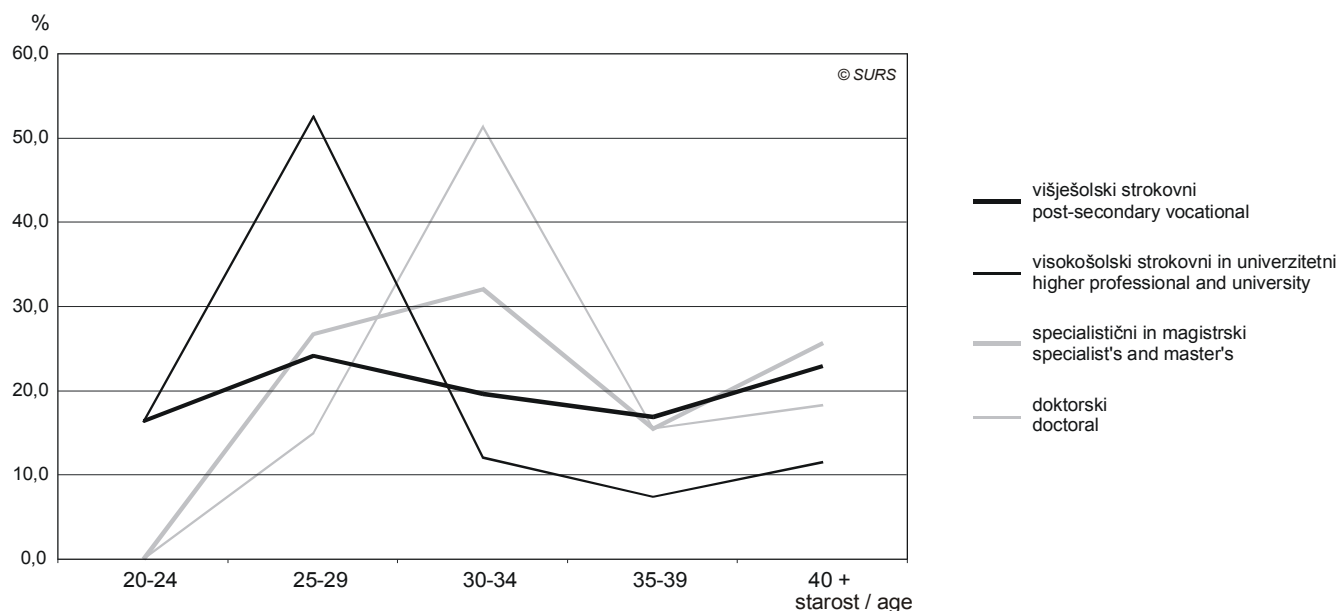
Chart 4 shows the age structure of graduates in 2006 by type of program.

More than a half of graduates from higher professional and university programs were between 25 and 29 years old. 16.3% of all graduates from higher professional and university studies graduated at the age of 25 and 31% of graduates were 30 years old or more. 90 graduates completed their study before the age of 23.

The graduates from post-secondary vocational colleges are more equally distributed on the age scale. Most graduates, 7.3%, were 24 years old when they graduated. 60% were 30 years old or more.

Slika 4: Starostna sestava diplomantov po vrsti študijskega programa, Slovenija, 2006

Chart 4: Starostna sestava diplomantov po vrsti študijskega programa, Slovenija, 2006



Skoraj tretjina diplomantov magistrskega in specialističnega študija je bila stara od 30 do 34 let. Mlajših od teh je bilo za dobro četrtino, približno prav toliko pa je bilo tudi diplomantov magistrskega in specialističnega študija, ki so bili starejši od 39 let.

Med novimi doktorji znanosti je bilo kar več kot pol starih 30 do 34 let. Mlajših je bilo slabih 15 %.

Nearly a third of graduates from master's and specialist's study programs were between 30 and 34 years old. One quarter were younger and about the same percentage of graduates from master's and specialist's study programs were older than 39.

More than a half of graduates from doctoral studies were between 30 and 34 years old. Less than 15% of graduates were younger.

Diplomanti po področjih izobraževanja

Lani je na visokošolskem študiju diplomiralo skupaj 14.311 študentov. Največ, kar 47,4%, jih je končalo študij na področju družboslovja, poslovnih ved in prava. Ta odstotek se je v primerjavi z lanskim letom povečal za slabe 4 odstotne točke. Trend večanja števila diplomantov v družboslovju se torej nadaljuje.

Najmanj študentov je diplomiralo na področju kmetijstva in veterine (2,5 %) ter naravoslovja, matematike in računalništva, in sicer le 4,1 %, to je za pol odstotne točke manj kot lansko leto.

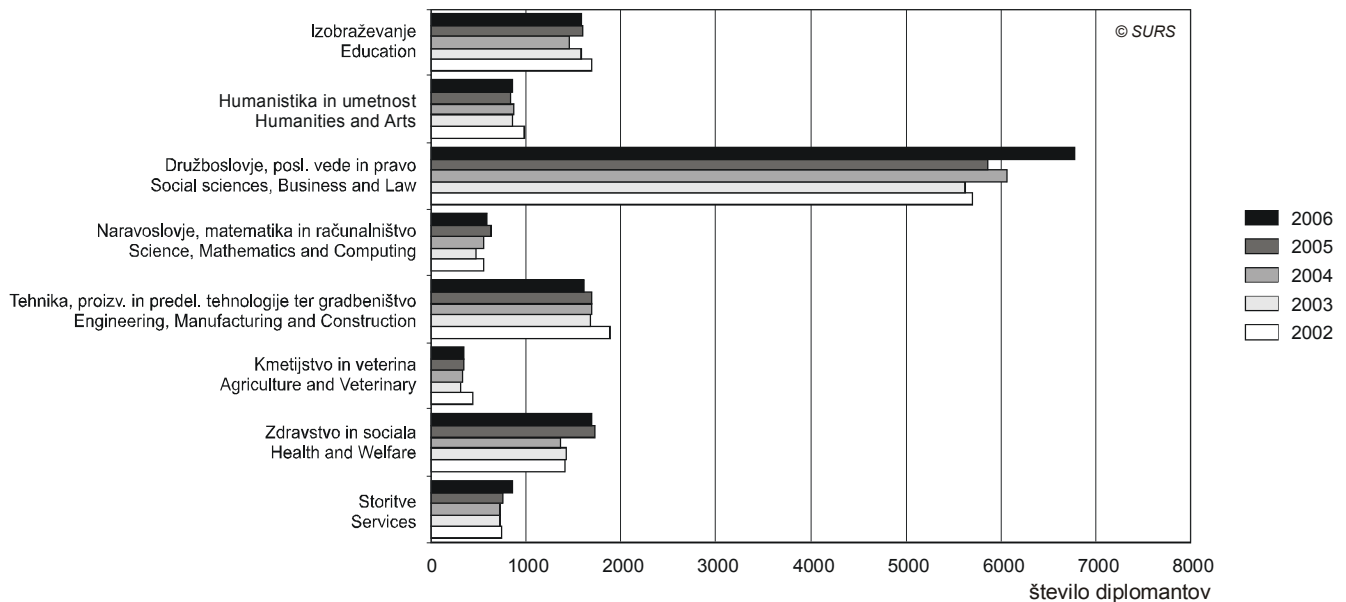
Graduates by fields of study

In 2006 there were 14,311 higher education graduates. A large share, 47.4%, graduated in the field of social sciences, business and law. This percentage rose compared to a year ago by almost 4 percentage points. The growing trend of graduates of social sciences thus continues.

The lowest share of graduates was in the field of agriculture and veterinary, only 2.5%, and in the field of science, mathematics and computing, 4.1%. This share is by half a percentage point lower than a year before.

Slika 5: Diplomanti visokošolskega študija po področjih izobraževanja, Slovenija, 2002-2006

Chart 5: Diplomanti visokošolskega študija po področjih izobraževanja, Slovenija, 2002-2006



Med vsemi diplomanti visokošolskega študija je bilo 63,6 % žensk. Skoraj polovica jih je pridobila diplomo na področju družboslovja, poslovnih ved in prava. Med vsemi diplomanti s tega področja pa sta bili kar dve tretjini žensk. Med diplomanti po programih s področja naravoslovja, matematike in računalništva je bilo komaj 2,6 % diplomantk.

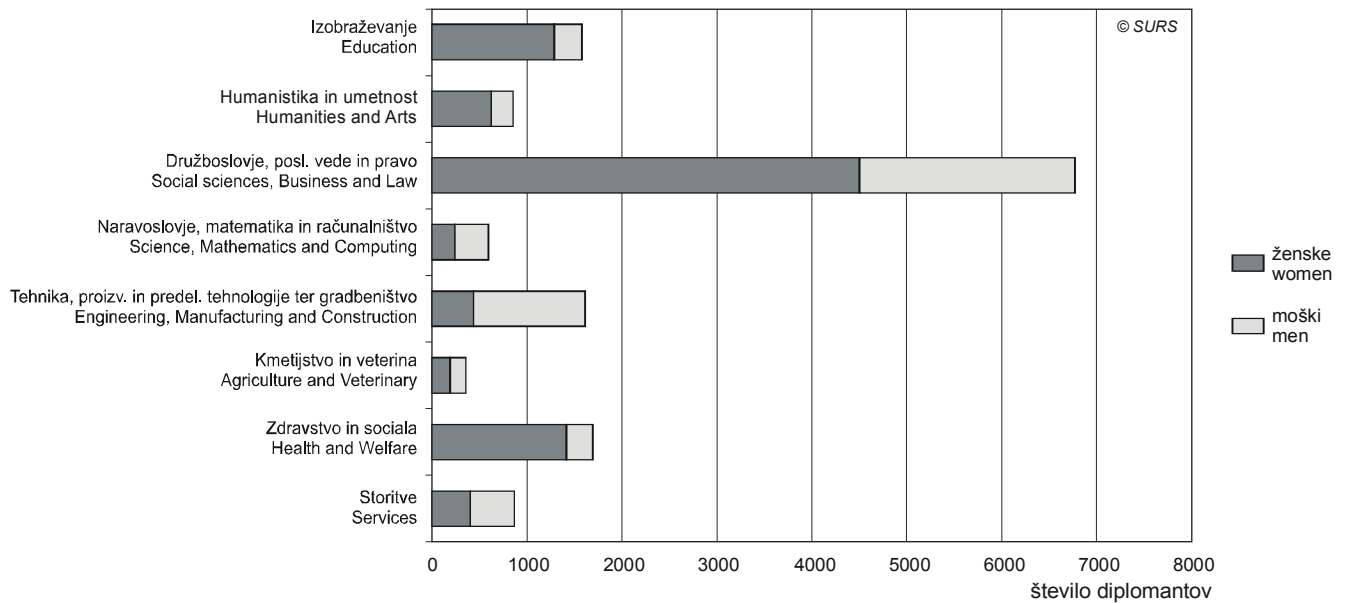
Nizek odstotek diplomantk je bil tudi med diplomanti s področja tehnike, proizvodne in predelovalne tehnologije in gradbeništva, in sicer komaj četrtina. Nasprotno pa je bilo med diplomanti na področju izobraževanja ter zdravstva in socialne več kot 80 % diplomantk.

Among all graduates from higher education studies 63.6% were women. Nearly a half of them completed their study in the field of social sciences, business and law. Among all graduates in this field two thirds were women. Only 2.6% of all female graduates graduated in the field of science, mathematics and computing.

A low share of female graduates was among graduates in the field of engineering, manufacturing and construction – only a quarter. On the other hand, more than 80% of all graduates in the fields of education and also health and welfare were women.

Slika 6: Diplomanti visokošolskega študija po področjih izobraževanja in spolu, Slovenija, 2006

Chart 6: Graduates from higher education studies by fields of education and sex, Slovenia, 2006

**Tuji diplomanti**

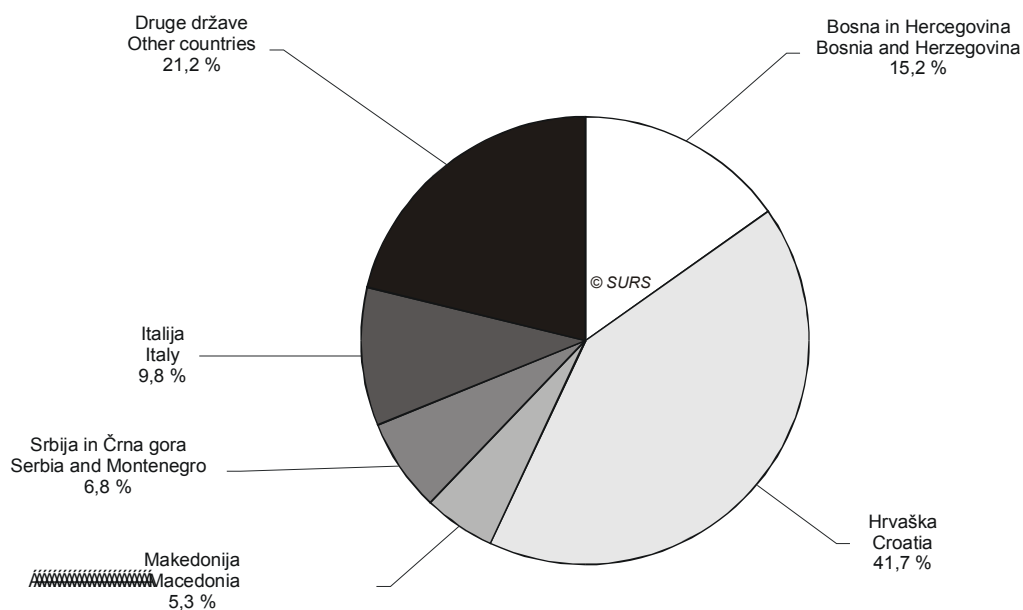
Med vsemi diplomanti terciarnega izobraževanja je bilo 132 diplomantov, ki nimajo slovenskega državljanstva. Največ je bilo hrvaških državljanov. Več kot dve tretjini vseh tujih diplomantov je imelo državljanstvo katere izmed držav nekdanje Jugoslavije.

Foreign graduate

Among all tertiary education graduates in 2006 132 were foreigners. Most of them had Croatian citizenship or citizenship of another republic of former Yugoslavia.

Slika 7: Tuji diplomanti, po državi državljanstva, Slovenija, 2006

Chart 7: Foreign graduates, by country of citizenship, Slovenia, 2006



1. Diplomanti terciarnega izobraževanja po izobraževalnih institucijah in vrsti študijskih programov, ki so jih zaključili Slovenija 2000-2006
Tertiary education graduates by educational institutions and type of study programs completed, Slovenia 2000-2006

| | 2000 | 2001 | 2002 | 2003 | 2004 | 2005 | 2006 | |
|---|--------------|--------------|--------------|--------------|--------------|--------------|--------------|---|
| SKUPAJ | 11497 | 11991 | 14278 | 13931 | 14888 | 15787 | 17145 | TOTAL |
| Višje strokovne šole | 215 | 413 | 873 | 1250 | 1829 | 2330 | 2834 | Vocational colleges |
| Višješolski strokovni programi | 215 | 413 | 873 | 1250 | 1829 | 2330 | 2834 | Post-secondary vocational programs |
| Visokošolski zavodi | 11282 | 11578 | 13405 | 12681 | 13059 | 13457 | 14311 | Higher education institutions |
| Dosedanji visokošolski programi | | | | | | | | Previous higher education programs |
| Višješolski programi | 1674 | 1041 | 1123 | - | - | - | - | Short-term higher educational programs |
| Visokošolski strokovni programi | 3621 | 4374 | 5038 | 5575 | 5703 | 5745 | 5775 | Higher professional programs |
| Univerzitetni programi | 4937 | 4960 | 5868 | 5657 | 5905 | 6191 | 6290 | University programs |
| Magisterij, specializacija | 754 | 905 | 1058 | 1082 | 1096 | 1146 | 1504 | Master's and specialist's programs |
| Doktorat | 296 | 298 | 318 | 367 | 355 | 369 | 395 | Doctoral programs |
| novi (bolonjski) visokošolski programi | | | | | | | | programs adjusted to the Bologna declaration |
| 1. stopnja - visokošolski strokovni | - | - | - | - | - | - | 7 | 1 st level - higher professional |
| 1. stopnja - univerzitetni | - | - | - | - | - | 6 | 320 | 1 st level - university programs |
| 2. stopnja - magistrski | - | - | - | - | - | - | 20 | 2 nd level - master's programs |

2. Diplomanti po področjih izobraževanja mednarodne standardne klasifikacije izobraževanja (ISCED 97), spolu in vrsti programa, Slovenija, 2006

Graduates by fields of education by International Standard Classification of Education (ISCED 97), sex and type of program, Slovenia, 2006

| Področja izobraževanja | Skupaj Total | Višješolski strokovni Post-secondary vocational | Dosedanji visokošolski programi Previous higher education programs | | | | | Novi (bolonjski) visokošolski programi Programs adjusted to the Bologna declaration | | | Fields of education |
|---|--------------|---|---|-----------------------------|--------------------------------|------------------------|-----------------------|--|-----------------------------|-------------------------------------|---|
| | | | visokošolski strokovni higher professional | univerzitetni university | specialistični specialist's | magistrski master's | doktorski doctoral | 1. stopnja 1 st level | | 2. stopnja 2 nd level | |
| | | | | | | | | visokošolski strokovni higher professional | univerzitetni university | magistrski master's | |
| SKUPAJ / TOTAL | | | | | | | | | | | |
| SKUPAJ | 17145 | 2834 | 5775 | 6290 | 456 | 1048 | 395 | 7 | 320 | 20 | TOTAL |
| Izobraževanje | 1578 | - | 331 | 1193 | 3 | 39 | 12 | - | - | - | Education |
| Izobraževanje učiteljev | 1578 | - | 331 | 1193 | 3 | 39 | 12 | - | - | - | Teacher training |
| Humanistika in umetnost | 867 | 19 | 1 | 681 | 37 | 88 | 41 | - | - | - | Humanities and Arts |
| Umetnost | 273 | 19 | 1 | 199 | 11 | 36 | 7 | - | - | - | Arts |
| Humanistika | 594 | - | - | 482 | 26 | 52 | 34 | - | - | - | Humanities |
| Družb., posl. vede in pravo | 8504 | 1723 | 2878 | 2391 | 382 | 707 | 76 | 7 | 320 | 20 | Social sciences, Business and Law |
| Družbene vede | 1268 | - | - | 849 | 6 | 368 | 45 | - | - | - | Social sciences |
| Novinarstvo in obveščanje | 99 | - | - | 91 | - | 7 | 1 | - | - | - | Journalism and information |
| Poslovne in upravne vede | 6536 | 1723 | 2878 | 906 | 376 | 284 | 22 | 7 | 320 | 20 | Business and administration |
| Pravo | 601 | - | - | 545 | - | 48 | 8 | - | - | - | Law |
| Naravosl., matemat. in račun. | 601 | 11 | 122 | 322 | - | 56 | 90 | - | - | - | Science, Mathematics and Computing |
| Vede o življenju | 155 | - | - | 104 | - | 7 | 44 | - | - | - | Life science |
| Fizikalne vede | 119 | - | 7 | 81 | - | 4 | 27 | - | - | - | Physical science |
| Matematika in statistika | 84 | - | 27 | 35 | - | 15 | 7 | - | - | - | Mathematics and statistics |
| Računalništvo | 243 | 11 | 88 | 102 | - | 30 | 12 | - | - | - | Computing |
| Tehnika, proizv. in predel. tehnologije ter gradbeništ. | 2168 | 560 | 767 | 670 | 18 | 71 | 82 | - | - | - | Engineering, Manufacturing and Construction |
| Tehnika | 1218 | 392 | 408 | 283 | 18 | 57 | 60 | - | - | - | Engineering |
| Proizvodne in pred. tehn. | 442 | 74 | 229 | 117 | - | 7 | 15 | - | - | - | Manufacturing and processing |
| Arhitektura in gradb. | 508 | 94 | 130 | 270 | - | 7 | 7 | - | - | - | Architecture and building |

2. Diplomanti po področjih izobraževanja mednarodne standardne klasifikacije izobraževanja (ISCED 97), spolu in vrsti programa, Slovenija, 2006 (nadaljevanje)

Graduates by fields of education by International Standard Classification of Education (ISCED 97), sex and type of program, Slovenia, 2006 (continued)

| Področja izobraževanja | Skupaj Total | Višje- šolski stroko- vni Post- sec- ondary voca- tional | Dosedanji visokošolski programi Previous higher education programs | | | | | Novi (bolonjski) visokošolski programi Programs adjusted to the Bologna declaration | | | Fields of education |
|--|-----------------|--|---|---------------------------------------|--|-----------------------------|----------------------------|--|---------------------------------------|--|---|
| | | | visoko- šolski stroko- vni higher profes- sional | univer- zitetni unive- rsity | specia- listični speci- alist's | magi- strski master's | dokto- rski doctoral | 1. stopnja 1 st level | | 2. stopnja 2 nd level | |
| | | | | | | | | visoko- šolski stro- kovni higher profes- sional | univer- zitetni univer- sity | magi- strski master's | |
| SKUPAJ / TOTAL | | | | | | | | | | | |
| Kmetijstvo in veterina | 412 | 61 | 146 | 171 | - | 20 | 14 | - | - | - | Agriculture and Veterinary |
| Kmetijstvo | 355 | 61 | 146 | 121 | - | 16 | 11 | - | - | - | Agriculture and forestry |
| Veterina | 57 | - | - | 50 | - | 4 | 3 | - | - | - | Veterinary |
| Zdravstvo in sociala | 1703 | 11 | 831 | 743 | 8 | 40 | 70 | - | - | - | Health and Welfare |
| Zdravstvo | 1069 | 11 | 651 | 292 | 5 | 40 | 70 | - | - | - | Health |
| Socialno delo | 634 | - | 180 | 451 | 3 | - | - | - | - | - | Social services |
| Storitve | 1312 | 449 | 699 | 119 | 8 | 27 | 10 | - | - | - | Services |
| Osebne storitve | 366 | 111 | 255 | - | - | - | - | - | - | - | Personal services |
| Transportne storitve | 506 | 199 | 205 | 86 | 7 | 7 | 2 | - | - | - | Transport services |
| Varstvo okolja | 174 | 139 | - | 6 | 1 | 20 | 8 | - | - | - | Environmental protection |
| Varovanje | 266 | - | 239 | 27 | - | - | - | - | - | - | Security services |
| ŽENSKÉ / WOMEN | | | | | | | | | | | |
| SKUPAJ | 10614 | 1511 | 3677 | 4181 | 255 | 556 | 196 | 6 | 221 | 11 | TOTAL |
| Izobraževanje | 1291 | - | 327 | 923 | 2 | 30 | 9 | - | - | - | Education |
| Izobraževanje učiteljev | 1291 | - | 327 | 923 | 2 | 30 | 9 | - | - | - | Teacher training |
| Humanistika in umetnost | 630 | 1 | 1 | 515 | 24 | 62 | 27 | - | - | - | Humanities and Arts |
| Umetnost | 167 | 1 | 1 | 131 | 5 | 24 | 5 | - | - | - | Arts |
| Humanistika | 463 | - | - | 384 | 19 | 38 | 22 | - | - | - | Humanities |
| Družb., posl. vede in pravo | 5761 | 1261 | 1970 | 1645 | 217 | 389 | 41 | 6 | 221 | 11 | Social sciences, Business and Law |
| Družbene vede | 866 | - | - | 613 | 1 | 227 | 25 | - | - | - | Social sciences |
| Novinarstvo in obveščanje | 89 | - | - | 81 | - | 7 | 1 | - | - | - | Journalism and information |
| Poslovne in upravne vede | 4386 | 1261 | 1970 | 563 | 216 | 127 | 11 | 6 | 221 | 11 | Business and administration |
| Pravo | 420 | - | - | 388 | - | 28 | 4 | - | - | - | Law |
| Naravosl., matemat. in račun. | 234 | - | 29 | 134 | - | 17 | 54 | - | - | - | Science, Mathematics and Computing |
| Vede o življenju | 119 | - | - | 74 | - | 4 | 41 | - | - | - | Life science |
| Fizikalne vede | 57 | - | 2 | 44 | - | 1 | 10 | - | - | - | Physical science |
| Matematika in statistika | 42 | - | 21 | 11 | - | 9 | 1 | - | - | - | Mathematics and statistics |
| Računalništvo | 16 | - | 6 | 5 | - | 3 | 2 | - | - | - | Computing |
| Tehnika, proizv. in predel. tehnologije ter gradbeništ. | 478 | 46 | 189 | 213 | - | 12 | 18 | - | - | - | Engineering, Manufacturing and Construction |
| Tehnika | 47 | 6 | 5 | 24 | - | 4 | 8 | - | - | - | Engineering |
| Proizvodne in pred. tehn. | 260 | 23 | 146 | 78 | - | 5 | 8 | - | - | - | Manufacturing and processing |
| Arhitektura in gradb. | 171 | 17 | 38 | 111 | - | 3 | 2 | - | - | - | Architecture and building |
| Kmetijstvo in veterina | 214 | 25 | 72 | 103 | - | 6 | 8 | - | - | - | Agriculture and Veterinary |
| Kmetijstvo | 174 | 25 | 72 | 65 | - | 6 | 6 | - | - | - | Agriculture and forestry |
| Veterina | 40 | - | - | 38 | - | - | 2 | - | - | - | Veterinary |
| Zdravstvo in sociala | 1435 | 11 | 747 | 612 | 6 | 26 | 33 | - | - | - | Health and Welfare |
| Zdravstvo | 848 | 11 | 578 | 196 | 4 | 26 | 33 | - | - | - | Health |
| Socialno delo | 587 | - | 169 | 416 | 2 | - | - | - | - | - | Social services |
| Storitve | 571 | 167 | 342 | 36 | 6 | 14 | 6 | - | - | - | Services |
| Osebne storitve | 276 | 76 | 200 | - | - | - | - | - | - | - | Personal services |
| Transportne storitve | 160 | 65 | 64 | 26 | 5 | - | - | - | - | - | Transport services |
| Varstvo okolja | 53 | 26 | - | 6 | 1 | 14 | 6 | - | - | - | Environmental protection |
| Varovanje | 82 | - | 78 | 4 | - | - | - | - | - | - | Security services |

2. Diplomanti po področjih izobraževanja mednarodne standardne klasifikacije izobraževanja (ISCED 97), spolu in vrsti programa, Slovenija, 2006 (nadaljevanje)

Graduates by fields of education by International Standard Classification of Education (ISCED 97), sex and type of program, Slovenia, 2006 (continued)

| Področja izobraževanja | Skupaj Total | Višje- šolski stroko- vni Post- sec- ondary voca- tional | Dosedanji visokošolski programi Previous higher education programs | | | | | Novi (bolonjski) visokošolski programi Programs adjusted to the Bologna declaration | | | Fields of education |
|--|-----------------|--|---|---------------------------------------|--|-----------------------------|----------------------------|--|---------------------------------------|--|---|
| | | | visoko- šolski stroko- vni higher profes- sional | univer- zitetni unive- rsity | specia- listični speci- alist's | magi- strski master's | dokto- rski doctoral | 1. stopnja 1 st level | | 2. stopnja 2 nd level | |
| | | | | | | | | visoko- šolski stro- kovni higher profes- sional | univer- zitetni univer- sity | magi- strski master's | |
| MOŠKI / MEN | | | | | | | | | | | |
| SKUPAJ | 6531 | 1323 | 2098 | 2109 | 201 | 492 | 199 | 1 | 99 | 9 | TOTAL |
| Izobraževanje | 287 | - | 4 | 270 | 1 | 9 | 3 | - | - | - | Education |
| Izobraževanje učiteljev | 287 | - | 4 | 270 | 1 | 9 | 3 | - | - | - | Teacher training |
| Humanistika in umetnost | 237 | 18 | - | 166 | 13 | 26 | 14 | - | - | - | Humanities and Arts |
| Umetnost | 106 | 18 | - | 68 | 6 | 12 | 2 | - | - | - | Arts |
| Humanistika | 131 | - | - | 98 | 7 | 14 | 12 | - | - | - | Humanities |
| Družb., posl. vede in pravo | 2743 | 462 | 908 | 746 | 165 | 318 | 35 | 1 | 99 | 9 | Social sciences, Business and Law |
| Družbene vede | 402 | - | - | 236 | 5 | 141 | 20 | - | - | - | Social sciences |
| Novinarstvo in obveščanje | 10 | - | - | 10 | - | - | - | - | - | - | Journalism and information |
| Poslovne in upravne vede | 2150 | 462 | 908 | 343 | 160 | 157 | 11 | 1 | 99 | 9 | Business and administration |
| Pravo | 181 | - | - | 157 | - | 20 | 4 | - | - | - | Law |
| Naravosl., matemat. in račun. | 367 | 11 | 93 | 188 | - | 39 | 36 | - | - | - | Science, Mathematics and Computing |
| Vede o življenju | 36 | - | - | 30 | - | 3 | 3 | - | - | - | Life science |
| Fizikalne vede | 62 | - | 5 | 37 | - | 3 | 17 | - | - | - | Physical science |
| Matematika in statistika | 42 | - | 6 | 24 | - | 6 | 6 | - | - | - | Mathematics and statistics |
| Računalništvo | 227 | 11 | 82 | 97 | - | 27 | 10 | - | - | - | Computing |
| Tehnika, proizv. in predel. tehnologije ter gradbeništ. | 1690 | 514 | 578 | 457 | 18 | 59 | 64 | - | - | - | Engineering, Manufacturing and Construction |
| Tehnika | 1171 | 386 | 403 | 259 | 18 | 53 | 52 | - | - | - | Engineering |
| Proizvodne in pred. tehn. | 182 | 51 | 83 | 39 | - | 2 | 7 | - | - | - | Manufacturing and processing |
| Arhitektura in gradb. | 337 | 77 | 92 | 159 | - | 4 | 5 | - | - | - | Architecture and building |
| Kmetijstvo in veterina | 198 | 36 | 74 | 68 | - | 14 | 6 | - | - | - | Agriculture and Veterinary |
| Kmetijstvo | 181 | 36 | 74 | 56 | - | 10 | 5 | - | - | - | Agriculture and forestry |
| Veterina | 17 | - | - | 12 | - | 4 | 1 | - | - | - | Veterinary |
| Zdravstvo in sociala | 268 | - | 84 | 131 | 2 | 14 | 37 | - | - | - | Health and Welfare |
| Zdravstvo | 221 | - | 73 | 96 | 1 | 14 | 37 | - | - | - | Health |
| Socialno delo | 47 | - | 11 | 35 | 1 | - | - | - | - | - | Social services |
| Storitve | 741 | 282 | 357 | 83 | 2 | 13 | 4 | - | - | - | Services |
| Osebne storitve | 90 | 35 | 55 | - | - | - | - | - | - | - | Personal services |
| Transportne storitve | 346 | 134 | 141 | 60 | 2 | 7 | 2 | - | - | - | Transport services |
| Varstvo okolja | 121 | 113 | - | - | - | 6 | 2 | - | - | - | Environmental protection |
| Varovanje | 184 | - | 161 | 23 | - | - | - | - | - | - | Security services |

3. Diplomanti po starosti, vrsti dokončanega študijskega programa in spolu, Slovenija, 2006

Graduates by age, type of program and sex, Slovenia 2006

| Področja izobraževanja | Skupaj Total | Višješolski strokovni Post-secondary vocational | Dosedanji visokošolski programi Previous higher education programs | | | | | Novi (bolonjski) visokošolski programi Programs adjusted to the Bologna declaration | | |
|-------------------------|--------------|--|---|-----------------------------|--------------------------------|------------------------|-----------------------|--|-----------------------------|-------------------------------------|
| | | | visokošolski strokovni higher professional | univerzitetni university | specialistični specialist's | magistrski master's | doktorski doctoral | 1. stopnja 1 st level | | 2. stopnja 2 nd level |
| | | | | | | | | visokošolski strokovni higher professional | univerzitetni university | magistrski master's |
| SKUPAJ / TOTAL | | | | | | | | | | |
| SKUPAJ / TOTAL | 17145 | 2834 | 5775 | 6290 | 456 | 1048 | 395 | 7 | 320 | 20 |
| 20 | 1 | 1 | - | - | - | - | - | - | - | - |
| 21 | 31 | 24 | 7 | - | - | - | - | - | - | - |
| 22 | 167 | 84 | 70 | 13 | - | - | - | - | - | - |
| 23 | 675 | 148 | 385 | 141 | - | - | - | 1 | - | - |
| 24 | 1610 | 208 | 567 | 831 | 1 | - | - | - | 3 | - |
| 25 | 2200 | 155 | 722 | 1291 | 16 | 9 | - | 1 | 5 | 1 |
| 26 | 2025 | 145 | 603 | 1210 | 34 | 20 | - | 1 | 11 | 1 |
| 27 | 1497 | 130 | 486 | 787 | 35 | 42 | 4 | - | 12 | 1 |
| 28 | 1081 | 130 | 329 | 501 | 36 | 61 | 12 | - | 11 | 1 |
| 29 | 866 | 122 | 229 | 310 | 48 | 101 | 43 | 1 | 12 | - |
| 30-34 | 2739 | 556 | 842 | 588 | 105 | 377 | 203 | - | 61 | 7 |
| 35-39 | 1701 | 481 | 641 | 220 | 59 | 174 | 61 | 1 | 61 | 3 |
| 40 + | 2544 | 650 | 894 | 390 | 122 | 264 | 72 | 2 | 144 | 6 |
| Neznano / Unknown | 8 | - | - | 8 | - | - | - | - | - | - |
| ŽENSKE / WOMEN | | | | | | | | | | |
| STAROST / SKUPAJ | 10614 | 1511 | 3677 | 4181 | 255 | 556 | 196 | 6 | 221 | 11 |
| 20 | 0 | - | - | - | - | - | - | - | - | - |
| 21 | 19 | 14 | 5 | - | - | - | - | - | - | - |
| 22 | 106 | 49 | 50 | 7 | - | - | - | - | - | - |
| 23 | 484 | 87 | 304 | 92 | - | - | - | 1 | - | - |
| 24 | 1105 | 127 | 387 | 588 | 1 | - | - | - | 2 | - |
| 25 | 1458 | 91 | 455 | 891 | 10 | 6 | - | 1 | 3 | 1 |
| 26 | 1285 | 87 | 352 | 809 | 15 | 13 | - | 1 | 8 | - |
| 27 | 906 | 65 | 289 | 496 | 20 | 22 | 2 | - | 11 | 1 |
| 28 | 618 | 71 | 191 | 297 | 23 | 27 | 2 | - | 7 | - |
| 29 | 498 | 68 | 139 | 174 | 33 | 53 | 21 | 1 | 9 | - |
| 30-34 | 1569 | 265 | 499 | 387 | 60 | 204 | 106 | - | 44 | 4 |
| 35-39 | 1013 | 256 | 409 | 139 | 38 | 87 | 34 | 1 | 47 | 2 |
| 40 + | 1547 | 331 | 597 | 295 | 55 | 144 | 31 | 1 | 90 | 3 |
| Neznano | 6 | - | - | 6 | - | - | - | - | - | - |
| MOŠKI / MEN | | | | | | | | | | |
| STAROST / SKUPAJ | 6531 | 1323 | 2098 | 2109 | 201 | 492 | 199 | 1 | 99 | 9 |
| 20 | 1 | 1 | - | - | - | - | - | - | - | - |
| 21 | 12 | 10 | 2 | - | - | - | - | - | - | - |
| 22 | 61 | 35 | 20 | 6 | - | - | - | - | - | - |
| 23 | 191 | 61 | 81 | 49 | - | - | - | - | - | - |
| 24 | 505 | 81 | 180 | 243 | - | - | - | - | 1 | - |
| 25 | 742 | 64 | 267 | 400 | 6 | 3 | - | - | 2 | - |
| 26 | 740 | 58 | 251 | 401 | 19 | 7 | - | - | 3 | 1 |
| 27 | 591 | 65 | 197 | 291 | 15 | 20 | 2 | - | 1 | - |
| 28 | 463 | 59 | 138 | 204 | 13 | 34 | 10 | - | 4 | 1 |
| 29 | 368 | 54 | 90 | 136 | 15 | 48 | 22 | - | 3 | - |
| 30-34 | 1170 | 291 | 343 | 201 | 45 | 173 | 97 | - | 17 | 3 |
| 35-39 | 688 | 225 | 232 | 81 | 21 | 87 | 27 | - | 14 | 1 |
| 40 + | 997 | 319 | 297 | 95 | 67 | 120 | 41 | 1 | 54 | 3 |
| Neznano | 2 | - | - | 2 | - | - | - | - | - | - |

4. Diplomanti višjih strokovnih šol po študijskemu programu, načinu študija in spolu, Slovenija 2006
Graduates from vocational colleges by educational programs mode of study and sex, Slovenia, 2006

| Študijski program | Vsi Total | | Redni Full-time | | Izredni Part-time | | Educational program |
|-----------------------------|--------------|-----------------|--------------------|-----------------|----------------------|-----------------|--------------------------|
| | vsi total | ženske women | vsi total | ženske women | vsi total | ženske women | |
| SKUPAJ | 2834 | 1511 | 546 | 302 | 2288 | 1209 | TOTAL |
| Gostinstvo | 51 | 23 | 27 | 14 | 24 | 9 | Catering |
| Turizem | 60 | 53 | 26 | 24 | 34 | 29 | Tourism |
| Poslovni sekretar | 760 | 657 | 126 | 107 | 634 | 550 | Business Secretary |
| Komercialist | 954 | 604 | 107 | 75 | 847 | 529 | Commercialist |
| Komunalna | 139 | 26 | 17 | 5 | 122 | 21 | Sanitation |
| Gradbeništvo | 94 | 17 | 8 | 2 | 86 | 15 | Civil Engineering |
| Multimediji | 19 | 1 | - | - | 19 | 1 | Multimediums |
| Promet | 57 | 16 | 29 | 12 | 28 | 4 | Transport Services |
| Strojništvo | 198 | 3 | 49 | - | 149 | 3 | Mechanical Engineering |
| Elektronika | 121 | 2 | 15 | - | 106 | 2 | Electronics |
| Rudarstvo in geotehnologija | 16 | 1 | 7 | 1 | 9 | - | Mining and Geotechnology |
| Informatika | 11 | - | 4 | - | 7 | - | Informatics |
| Elektroenergetika | 73 | 1 | - | - | 73 | 1 | Electrical Engineering |
| Poštni promet | 73 | 48 | 41 | 29 | 32 | 19 | Postal Service |
| Telekomunikacije | 78 | 1 | 24 | - | 54 | 1 | Telecommunications |
| Lesarstvo | 29 | 1 | 15 | - | 14 | 1 | Wood Technology |
| Živilstvo | 29 | 21 | 18 | 13 | 11 | 8 | Food Technology |
| Kmetijstvo | 61 | 25 | 30 | 17 | 31 | 8 | Agriculture |
| Ustni higienik | 11 | 11 | 3 | 3 | 8 | 8 | Oral Hygienist |

5. Diplomanti po visokošolskih zavodih in vrsti dokončanega študijskega programa, Slovenija, 2006
Graduates by higher education institutions and type of program, Slovenia 2006

| Visokošolski zavod Higher education institution | Skupaj Total | Dosedanji visokošolski programi Previous higher education programs | | | | | Novi (bolonjski) visokošolski programi Programs adjusted to the Bologna declaration | | |
|---|-----------------|---|----------------------------------|-------------------------------------|------------------------|-----------------------|--|----------------------------------|-------------------------------------|
| | | visoko- šolski strokovni higher profes- sional | univer- zitetni university | specia- listični specialist's | magistrski master's | doktorski doctoral | 1. stopnja 1 st level | | 2. stopnja 2 nd level |
| | | | | | | | visoko- šolski strokovni higher profes- sional | univer- zitetni university | magistrski master's |
| SKUPAJ TOTAL | 14311 | 5775 | 6290 | 456 | 1048 | 395 | 7 | 320 | 20 |
| Univerza v Ljubljani University of Ljubljana | 9147 | 3013 | 4845 | 234 | 713 | 327 | - | - | 15 |
| Visoke šole Professional Colleges | 343 | 343 | - | - | - | - | - | - | - |
| Visoka šola za zdravstvo University College of Health Care | 343 | 343 | - | - | - | - | - | - | - |
| Fakultete Faculties | 8604 | 2670 | 4688 | 223 | 683 | 325 | - | - | 15 |
| Filozofska fakulteta Faculty of Arts | 965 | - | 816 | 6 | 85 | 58 | - | - | - |
| Ekonomska fakulteta Faculty of Economics | 1623 | 683 | 528 | 118 | 273 | 18 | - | - | 3 |
| Pravna fakulteta Faculty of Law | 352 | - | 315 | - | 30 | 7 | - | - | - |
| Fakulteta za družbene vede Faculty of Social Sciences | 685 | - | 584 | 3 | 88 | 10 | - | - | - |
| Fakulteta za šport Faculty of Sport | 170 | - | 164 | - | 5 | 1 | - | - | - |
| Pedagoška fakulteta Faculty of Education | 570 | 175 | 371 | 2 | 22 | - | - | - | - |

5. Diplomanti po visokošolskih zavodih in vrsti dokončanega študijskega programa, Slovenija, 2006 (nadaljevanje)

Graduates by higher education institutions and type of program, Slovenia 2006 (continued)

| Visokošolski zavod Higher education institution | Skupaj Total | Dosedanji visokošolski programi Previous higher education programs | | | | | Novi (bolonjski) visokošolski programi Programs adjusted to the Bologna declaration | | |
|---|-----------------|---|----------------------------------|-------------------------------------|------------------------|-----------------------|--|----------------------------------|-------------------------------------|
| | | visoko- šolski strokovni higher profe- ssional | univer- zitetni university | specia- listični specialist's | magistrski master's | doktorski doctoral | 1. stopnja 1 st level | | 2. stopnja 2 nd level |
| | | | | | | | visoko- šolski strokovni higher profe- ssional | univer- zitetni university | magistrski master's |
| Teološka fakulteta <i>Theological Faculty</i> | 61 | - | 32 | 22 | 3 | 4 | - | - | - |
| Fakulteta za socialno delo <i>Faculty of Social Work</i> | 635 | 180 | 451 | 3 | - | 1 | - | - | - |
| Fakulteta za upravo <i>Faculty of Public Administration</i> | 717 | 609 | 36 | 49 | 11 | - | - | - | 12 |
| Fakulteta za strojništvo <i>Faculty of Mechanical Engineering</i> | 180 | 109 | 49 | - | 9 | 13 | - | - | - |
| Fakulteta za elektrotehniko <i>Faculty of Electrical Engineering</i> | 315 | 147 | 106 | 13 | 25 | 24 | - | - | - |
| Fakulteta za arhitekturo <i>Faculty of Architecture</i> | 89 | - | 84 | - | 4 | 1 | - | - | - |
| Fakulteta za gradbeništvo in geodezijo <i>Faculty of Civil and Geodetic Engineering</i> | 226 | 92 | 131 | - | 1 | 2 | - | - | - |
| Fakulteta za kemijo in kemijsko tehnologijo <i>Faculty of Chemistry and Chemical Technology</i> | 216 | 112 | 82 | - | 6 | 16 | - | - | - |
| Fakulteta za matematiko in fiziko <i>Faculty of Mathematics and Physics</i> | 133 | 34 | 73 | - | 7 | 19 | - | - | - |
| Naravoslovnotehniška fakulteta <i>Faculty of Natural Sciences and Engineering</i> | 215 | 105 | 87 | - | 12 | 11 | - | - | - |
| Oddelek za tekstilstvo <i>Department of Textile Technology</i> | 148 | 94 | 45 | - | 7 | 2 | - | - | - |
| Oddelek za materiale in metalurgijo <i>Department of Materials and Metallurgy</i> | 23 | 8 | 9 | - | 3 | 3 | - | - | - |
| Oddelek za geotehnologijo in rudarstvo <i>Department of Geotechnology and Mining</i> | 5 | 3 | 1 | - | 1 | - | - | - | - |
| Oddelek za geologijo <i>Department of Geology</i> | 39 | - | 32 | - | 1 | 6 | - | - | - |
| Fakulteta za računalništvo in informatiko <i>Faculty of Computer Sciences</i> | 171 | 70 | 68 | - | 26 | 7 | - | - | - |
| Fakulteta za pomorstvo in promet <i>Faculty of Maritime Studies and Transport</i> | 253 | 170 | 70 | 7 | 4 | 2 | - | - | - |
| Biotehniška fakulteta <i>Biotechnical Faculty</i> | 522 | 153 | 299 | - | 27 | 43 | - | - | - |
| Oddelek za agronomijo <i>Department of Agronomy</i> | 126 | 69 | 57 | - | - | - | - | - | - |
| Oddelek za živilstvo <i>Department of Food Science and Technology</i> | 94 | - | 94 | - | - | - | - | - | - |
| Oddelek za gozdarstvo <i>Department of Forestry</i> | 56 | 25 | 31 | - | - | - | - | - | - |
| Oddelek za biologijo <i>Department of Biology</i> | 60 | - | 60 | - | - | - | - | - | - |
| Oddelek za lesarstvo <i>Department of Wood Technology</i> | 54 | 43 | 11 | - | - | - | - | - | - |
| Oddelek za zootehniko <i>Zootechnical Department</i> | 40 | 16 | 24 | - | - | - | - | - | - |
| Oddelek za krajinsko arhitekturo <i>Department of Landscape Architecture</i> | 22 | - | 22 | - | - | - | - | - | - |

5. Diplomanti po visokošolskih zavodih in vrsti dokončanega študijskega programa, Slovenija, 2006 (nadaljevanje)
Graduates by higher education institutions and type of program, Slovenia 2006 (continued)

| Visokošolski zavod Higher education institution | Skupaj Total | Dosedanji visokošolski programi Previous higher education programs | | | | | Novi (bolonjski) visokošolski programi Programs adjusted to the Bologna declaration | | |
|--|-----------------|---|----------------------------------|-------------------------------------|------------------------|-----------------------|--|----------------------------------|-------------------------------------|
| | | visoko- šolski strokovni higher profes- sional | univer- zitetni university | specia- listični specialist's | magistrski master's | doktorski doctoral | 1. stopnja 1 st level | | 2. stopnja 2 nd level |
| | | | | | | | visoko- šolski strokovni higher profes- sional | univer- zitetni university | magistrski master's |
| <i>Podiplomski programi</i> <i>Postgraduate programs</i> | 70 | - | - | - | 27 | 43 | - | - | - |
| Veterinarska fakulteta <i>Veterinary Faculty</i> | 57 | - | 50 | - | 4 | 3 | - | - | - |
| Medicinska fakulteta <i>Faculty of Medicine</i> | 282 | - | 169 | - | 36 | 77 | - | - | - |
| Fakulteta za farmacijo <i>Faculty of Pharmacy</i> | 167 | 31 | 123 | - | 5 | 8 | - | - | - |
| Umetniške akademije <i>Art Academies</i> | 200 | - | 157 | 11 | 30 | 2 | - | - | - |
| Akademija za glasbo <i>Academy of Music</i> | 108 | - | 94 | 8 | 5 | 1 | - | - | - |
| Akademija za likovno umetnost <i>Academy of Fine Arts</i> | 69 | - | 47 | 3 | 19 | - | - | - | - |
| AGRFT <i>Academy of Theatre, Radio, Film and Television</i> | 23 | - | 16 | - | 6 | 1 | - | - | - |
| Univerza v Mariboru University of Maribor | 3283 | 1595 | 1397 | 65 | 176 | 50 | - | - | - |
| Visoke šole <i>Professional Colleges</i> | 252 | 247 | - | 5 | - | - | - | - | - |
| Visoka zdravstvena šola <i>University College of Nursing Studies</i> | 252 | 247 | - | 5 | - | - | - | - | - |
| Fakultete <i>Faculties</i> | 3031 | 1348 | 1397 | 60 | 176 | 50 | - | - | - |
| Pedagoška fakulteta <i>Faculty of Education</i> | 629 | 121 | 488 | 1 | 14 | 5 | - | - | - |
| Ekonomsko - poslovna fakulteta <i>Faculty of Business and Economics</i> | 741 | 385 | 245 | 22 | 86 | 3 | - | - | - |
| Fakulteta za organizacijske vede <i>Faculty of Organisational Sciences</i> | 602 | 354 | 192 | 32 | 19 | 5 | - | - | - |
| Pravna fakulteta <i>Faculty of Law</i> | 249 | - | 230 | - | 18 | 1 | - | - | - |
| Fakulteta za varnostne vede <i>Faculty of Criminal Justice and Security</i> | 192 | 165 | 27 | - | - | - | - | - | - |
| Fakulteta za elektrotehniko, računalništvo in informatiko <i>Faculty of Electrical Engin. and Computer Science</i> | 208 | 92 | 93 | - | 13 | 10 | - | - | - |
| Fakulteta za gradbeništvo <i>Faculty of Civil Engineering</i> | 130 | 73 | 49 | - | 5 | 3 | - | - | - |
| Fakulteta za kemijo in kemijsko tehnologijo <i>Faculty of Chemistry and Chemical Engineering</i> | 45 | 19 | 20 | - | 1 | 5 | - | - | - |
| Fakulteta za strojništvo <i>Faculty of Mechanical Engineering</i> | 183 | 103 | 44 | 5 | 16 | 15 | - | - | - |
| Fakulteta za kmetijstvo <i>Faculty of Agriculture</i> | 51 | 36 | 9 | - | 4 | 2 | - | - | - |
| Medicinska fakulteta <i>Faculty of Medicine</i> | 1 | - | - | - | - | 1 | - | - | - |

5. Diplomanti po visokošolskih zavodih in vrsti dokončanega študijskega programa, Slovenija, 2006 (nadaljevanje)
 Graduates by higher education institutions and type of program, Slovenia 2006 (continued)

| Visokošolski zavod Higher education institution | Skupaj Total | Dosedanji visokošolski programi Previous higher education programs | | | | | Novi (bolonjski) visokošolski programi Programs adjusted to the Bologna declaration | | |
|--|-----------------|---|----------------------------------|-------------------------------------|------------------------|-----------------------|--|----------------------------------|-------------------------------------|
| | | visoko- šolski strokovni higher profe- ssional | univer- zitetni university | specia- listični specialist's | magistrski master's | doktorski doctoral | 1. stopnja 1 st level | | 2. stopnja 2 nd level |
| | | | | | | | visoko- šolski strokovni higher profe- ssional | univer- zitetni university | magistrski master's |
| Univerza na Primorskem <i>University of Primorska</i> | 1081 | 552 | 42 | 154 | 4 | 2 | 7 | 320 | - |
| Visoke šole <i>Professional Colleges</i> | 255 | 255 | - | - | - | - | - | - | - |
| Turistica - Visoka šola za turizem <i>Turistica - University College of Tourism</i> | 225 | 225 | - | - | - | - | - | - | - |
| Visoka šola za zdravstvo Izola <i>University College of Health Care Izola</i> | 30 | 30 | - | - | - | - | - | - | - |
| Fakultete <i>Faculties</i> | 826 | 297 | 42 | 154 | 4 | 2 | 7 | 320 | - |
| Fakulteta za humanistične študije <i>Faculty of Humanity Studies</i> | 12 | - | 12 | - | - | - | - | - | - |
| Fakulteta za management <i>Faculty of Management</i> | 749 | 262 | - | 154 | 4 | 2 | 7 | 320 | - |
| Pedagoška fakulteta Koper <i>Faculty of Education</i> | 65 | 35 | 30 | - | - | - | - | - | - |
| Samostojni visokošolski zavodi <i>Single Higher Education Institutions</i> | 800 | 615 | 6 | 3 | 155 | 16 | - | - | 5 |
| Gea College - Visoka šola za podjetništvo <i>Gea College of Entrepreneurship</i> | 116 | 110 | - | 1 | - | - | - | - | 5 |
| Visoka šola za upravljanje in poslovanje <i>School of Business and Management</i> | 409 | 409 | - | - | - | - | - | - | - |
| Visoka komercialna šola Celje <i>School of Commerce Celje</i> | 62 | 62 | - | - | - | - | - | - | - |
| ISH, Fak. za podiplomski humanistični študij <i>ISH - Graduate School of the Humanities</i> | 17 | - | - | - | 7 | 10 | - | - | - |
| Fakulteta za podipl. državne in evropske študije <i>Postgraduate School of State and European Studies</i> | 128 | - | - | 2 | 126 | - | - | - | - |
| Fakulteta za podiplomski študij managementa - IEDC <i>IEDC - School of Management</i> | 17 | - | - | - | 17 | - | - | - | - |
| Politehnika <i>Politechnics</i> | 49 | 34 | 6 | - | 5 | 4 | - | - | - |
| Mednarodna podiplomska šola Jožefa Stefana <i>Jožef Stefan International Postgraduate School</i> | 2 | - | - | - | - | 2 | - | - | - |

6. Diplomanti po stalnem prebivališču, in vrsti študijskega programa, občine, Slovenija, 2006
Graduates by permanent residence and by type of program, municipalities, Slovenia, 2006/07

| Občina Municipality | Skupaj Total | Višješolski strokovni Post- secondary vocational | Dosedanji visokošolski programi Previous higher education programs | | | | | Novi (bolonjski) visokošolski programi Programs adjusted to the Bologna declaration | | |
|-------------------------|-----------------|--|---|----------------------------------|-------------------------------------|------------------------|-----------------------|---|----------------------------------|-------------------------------------|
| | | | visoko- šolski strokovni higher profe- ssional | univer- zitetni university | specia- listični specialist's | magistrski master's | doktorski doctoral | 1. stopnja 1 st level | | 2. stopnja 2 nd level |
| | | | | | | | | visoko- šolski strokovni higher profe- ssional | univer- zitetni university | magistrski master's |
| SKUPAJ / TOTAL | 16990 | 2805 | 5743 | 6243 | 452 | 1012 | 389 | 7 | 320 | 19 |
| Ajdovščina | 177 | 9 | 70 | 78 | 2 | 12 | - | - | 6 | - |
| Beltinci | 44 | 9 | 13 | 17 | 1 | 3 | 1 | - | - | - |
| Benedikt | 12 | 1 | 5 | 6 | - | - | - | - | - | - |
| Bistrica ob Sotli | 15 | 3 | 9 | 3 | - | - | - | - | - | - |
| Bled | 108 | 13 | 31 | 41 | 4 | 12 | 4 | 1 | 2 | - |
| Bloke | 8 | 2 | 5 | 1 | - | - | - | - | - | - |
| Bohinj | 28 | 2 | 16 | 6 | 2 | - | 1 | - | 1 | - |
| Borovnica | 29 | 5 | 12 | 12 | - | - | - | - | - | - |
| Bovec | 16 | 3 | 3 | 8 | 1 | - | 1 | - | - | - |
| Braslovče | 36 | 8 | 12 | 13 | - | - | 3 | - | - | - |
| Brda | 48 | 6 | 18 | 11 | 3 | 3 | 1 | 2 | 4 | - |
| Brezovica | 88 | 13 | 24 | 37 | 1 | 7 | 5 | - | 1 | - |
| Brežice | 178 | 45 | 63 | 62 | 3 | 5 | - | - | - | - |
| Cankova | 5 | 2 | 2 | 1 | - | - | - | - | - | - |
| Celje | 515 | 129 | 140 | 193 | 11 | 28 | 9 | - | 5 | - |
| Cerklje na Gorenjskem | 57 | 10 | 24 | 13 | 1 | 4 | 2 | - | 3 | - |
| Cerknica | 86 | 12 | 31 | 29 | 1 | 7 | - | - | 6 | - |
| Cerkno | 38 | 7 | 13 | 12 | 2 | 2 | 1 | - | 1 | - |
| Cerkvenjak | 8 | 3 | 2 | 2 | 1 | - | - | - | - | - |
| Črenšovci | 24 | 3 | 11 | 10 | - | - | - | - | - | - |
| Črna na Koroškem | 22 | 1 | 8 | 10 | - | 1 | 2 | - | - | - |
| Črnomelj | 141 | 40 | 57 | 37 | 2 | 3 | 1 | - | 1 | - |
| Destrižnik | 15 | 2 | 9 | 4 | - | - | - | - | - | - |
| Divača | 48 | 7 | 22 | 13 | 2 | 3 | - | - | 1 | - |
| Dobje | 6 | 3 | 1 | 2 | - | - | - | - | - | - |
| Dobrepolje | 14 | 6 | 2 | 5 | - | - | 1 | - | - | - |
| Dobrna | 17 | 5 | 7 | 4 | - | 1 | - | - | - | - |
| Dobrova - Polhov Gradec | 69 | 13 | 22 | 26 | - | 1 | 3 | - | 2 | 2 |
| Dobrovnik/Dobronak | 6 | - | 1 | 4 | - | 1 | - | - | - | - |
| Dol pri Ljubljani | 41 | 7 | 12 | 17 | 1 | 2 | 2 | - | - | - |
| Dolenjske Toplice | 34 | 9 | 16 | 7 | 1 | - | 1 | - | - | - |
| Domžale | 287 | 41 | 94 | 105 | 9 | 26 | 5 | - | 5 | 2 |
| Dornava | 12 | 2 | 4 | 5 | - | 1 | - | - | - | - |
| Dravograd | 60 | 12 | 26 | 15 | 1 | 6 | - | - | - | - |
| Duplek | 40 | 6 | 15 | 17 | 1 | - | 1 | - | - | - |
| Gorenja vas - Poljane | 65 | 8 | 21 | 28 | 3 | 1 | - | - | 4 | - |
| Gorišnica | 39 | 1 | 15 | 22 | - | - | 1 | - | - | - |
| Gornja Radgona | 72 | 13 | 35 | 22 | 1 | 1 | - | - | - | - |
| Gornji Grad | 22 | 6 | 9 | 6 | - | 1 | - | - | - | - |
| Gornji Petrovci | 9 | 2 | 3 | 4 | - | - | - | - | - | - |
| Grad | 9 | 1 | 1 | 6 | - | 1 | - | - | - | - |
| Grosuplje | 189 | 40 | 72 | 54 | 5 | 13 | 4 | - | - | 1 |
| Hajdina | 19 | 3 | 7 | 7 | 1 | 1 | - | - | - | - |
| Hoče - Slivnica | 69 | 7 | 28 | 28 | 2 | 3 | 1 | - | - | - |
| Hodoš/Hodos | 1 | - | 1 | - | - | - | - | - | - | - |
| Horjul | 24 | 6 | 8 | 8 | - | 1 | 1 | - | - | - |
| Hrastnik | 63 | 19 | 19 | 23 | - | 1 | 1 | - | - | - |
| Hrpelje - Kozina | 32 | 1 | 9 | 13 | 1 | - | 1 | - | 7 | - |
| Idrija | 99 | 16 | 25 | 49 | - | 6 | 2 | - | 1 | - |
| Ig | 51 | 7 | 23 | 13 | - | 5 | 1 | - | 1 | 1 |
| Ilirska Bistrica | 125 | 21 | 42 | 44 | 5 | 9 | 1 | - | 3 | - |
| Ivančna Gorica | 112 | 17 | 35 | 47 | 3 | 6 | 2 | - | 2 | - |
| Izola/Isola | 119 | 6 | 52 | 32 | 5 | 11 | 1 | - | 12 | - |
| Jesenice | 129 | 24 | 54 | 42 | 3 | 2 | - | - | 4 | - |
| Jezerško | 4 | - | 4 | - | - | - | - | - | - | - |
| Juršinci | 4 | 2 | 1 | 1 | - | - | - | - | - | - |
| Kamnik | 238 | 40 | 72 | 85 | 14 | 16 | 8 | - | 2 | 1 |
| Kanal | 48 | 5 | 18 | 11 | 5 | 6 | 1 | - | 2 | - |
| Kidričevo | 40 | 5 | 16 | 15 | 1 | 1 | 1 | - | 1 | - |
| Kobarid | 30 | 2 | 12 | 12 | 2 | - | - | - | 2 | - |
| Kobilje | 5 | 2 | 1 | 2 | - | - | - | - | - | - |
| Kočevje | 125 | 11 | 44 | 50 | 2 | 14 | 4 | - | - | - |

6. Diplomanti po stalnem prebivališču, in vrsti študijskega programa, občine, Slovenija, 2006 (nadaljevanje)

Graduates by permanent residence and by type of program, municipalities, Slovenia, 2006/07 (continued)

| Občina Municipality | Skupaj Total | Višješolski strokovni Post- secondary vocational | Dosedanji visokošolski programi Previous higher education programs | | | | | Novi (bolonjski) visokošolski programi Programs adjusted to the Bologna declaration | | |
|---------------------------|-----------------|--|---|----------------------------------|-------------------------------------|------------------------|-----------------------|---|----------------------------------|-------------------------------------|
| | | | visoko- šolski strokovni higher profes- sional | univer- zitetni university | specia- listični specialist's | magistrski master's | doktorski doctoral | 1. stopnja 1 st level | | 2. stopnja 2 nd level |
| | | | | | | | | visoko- šolski strokovni higher profes- sional | univer- zitetni university | magistrski master's |
| Komen | 38 | 4 | 19 | 10 | 1 | 4 | - | - | - | - |
| Komenda | 32 | 3 | 9 | 12 | 2 | 3 | 1 | - | 2 | - |
| Koper/Capodistria | 451 | 59 | 199 | 111 | 20 | 28 | 5 | - | 29 | - |
| Kostel | 2 | - | 1 | 1 | - | - | - | - | - | - |
| Kozje | 19 | 10 | 2 | 7 | - | - | - | - | - | - |
| Kranj | 509 | 82 | 170 | 181 | 19 | 29 | 11 | 1 | 15 | 1 |
| Kranjska Gora | 47 | 10 | 16 | 16 | 2 | - | 2 | - | 1 | - |
| Križevci | 18 | 7 | 6 | 4 | - | - | - | - | 1 | - |
| Krško | 207 | 35 | 71 | 87 | 5 | 8 | 1 | - | - | - |
| Kungota | 23 | 5 | 3 | 9 | - | 6 | - | - | - | - |
| Kuzma | 2 | - | 1 | 1 | - | - | - | - | - | - |
| Laško | 107 | 22 | 35 | 42 | 2 | 3 | 2 | - | 1 | - |
| Lenart | 71 | 9 | 24 | 32 | 2 | 2 | 1 | - | 1 | - |
| Lendava/Lendva | 64 | 12 | 16 | 31 | 2 | 2 | - | - | 1 | - |
| Litija | 167 | 27 | 70 | 51 | 2 | 8 | 2 | - | 6 | 1 |
| Ljubljana | 2759 | 329 | 774 | 1120 | 95 | 262 | 137 | - | 36 | 6 |
| Ljubno | 16 | 2 | 4 | 10 | - | - | - | - | - | - |
| Ljutomer | 70 | 10 | 24 | 30 | - | 4 | 2 | - | - | - |
| Logatec | 118 | 28 | 44 | 33 | 6 | 6 | 1 | - | - | - |
| Loška dolina | 35 | 6 | 11 | 12 | 2 | 1 | 1 | - | 2 | - |
| Loški Potok | 13 | 1 | 4 | 8 | - | - | - | - | - | - |
| Lovrenc na Pohorju | 20 | 6 | 6 | 6 | - | 1 | 1 | - | - | - |
| Luče | 12 | 4 | 4 | 4 | - | - | - | - | - | - |
| Lukovica | 39 | 5 | 22 | 10 | - | 1 | 1 | - | - | - |
| Majšperk | 30 | 9 | 7 | 11 | 1 | 1 | 1 | - | - | - |
| Maribor | 956 | 168 | 290 | 373 | 16 | 68 | 29 | - | 12 | - |
| Markovci | 22 | 3 | 12 | 5 | - | 1 | 1 | - | - | - |
| Medvode | 126 | 14 | 39 | 48 | 3 | 14 | 2 | - | 6 | - |
| Mengeš | 66 | 6 | 24 | 30 | 1 | 4 | - | - | 1 | - |
| Metlika | 65 | 17 | 18 | 28 | 1 | 1 | - | - | - | - |
| Mežica | 18 | - | 6 | 12 | - | - | - | - | - | - |
| Miklavž na Dravskem polju | 51 | 14 | 17 | 17 | 1 | 2 | - | - | - | - |
| Miren - Kostanjevica | 44 | 9 | 23 | 5 | 1 | - | - | - | 6 | - |
| Mirna Peč | 32 | 5 | 11 | 15 | 1 | - | - | - | - | - |
| Mislinja | 39 | 11 | 10 | 14 | 2 | - | 2 | - | - | - |
| Moravče | 30 | 4 | 13 | 11 | 1 | 1 | - | - | - | - |
| Moravske Toplice | 30 | 5 | 9 | 16 | - | - | - | - | - | - |
| Mozirje | 62 | 21 | 15 | 20 | 2 | 2 | 2 | - | - | - |
| Murska Sobota | 179 | 22 | 63 | 72 | 9 | 9 | 3 | - | - | 1 |
| Muta | 25 | - | 16 | 7 | - | 1 | - | - | - | - |
| Naklo | 41 | 5 | 14 | 16 | 1 | 4 | 1 | - | - | - |
| Nazarje | 13 | 4 | 5 | 2 | 1 | 1 | - | - | - | - |
| Nova Gorica | 396 | 46 | 133 | 146 | 20 | 19 | 6 | - | 26 | - |
| Novo mesto | 434 | 79 | 160 | 147 | 18 | 20 | 8 | - | 2 | - |
| Odranci | 6 | 3 | 2 | 1 | - | - | - | - | - | - |
| Oplotnica | 23 | 5 | 10 | 8 | - | - | - | - | - | - |
| Ormož | 100 | 13 | 38 | 46 | - | 3 | - | - | - | - |
| Osilnica | 0 | - | - | - | - | - | - | - | - | - |
| Pesnica | 38 | 10 | 16 | 11 | 1 | - | - | - | - | - |
| Piran/Pirano | 136 | 9 | 63 | 36 | 5 | 9 | 3 | 1 | 10 | - |
| Pivka | 52 | 5 | 19 | 21 | 3 | - | - | - | 4 | - |
| Podčetrtek | 22 | 6 | 5 | 7 | 1 | 3 | - | - | - | - |
| Podlehnik | 5 | 3 | 2 | - | - | - | - | - | - | - |
| Podvelka | 15 | 2 | 8 | 4 | - | 1 | - | - | - | - |
| Polzela | 40 | 13 | 10 | 15 | - | 1 | - | - | 1 | - |
| Postojna | 160 | 39 | 54 | 47 | 7 | 10 | 2 | - | 1 | - |
| Prebold | 29 | 4 | 12 | 10 | - | 3 | - | - | - | - |
| Preddvor | 25 | 6 | 7 | 9 | 1 | - | - | - | 2 | - |
| Prevalje | 45 | 4 | 20 | 16 | 1 | 3 | 1 | - | - | - |
| Ptuj | 194 | 26 | 66 | 84 | 5 | 10 | 2 | - | 1 | - |
| Puconci | 21 | 1 | 10 | 8 | - | 2 | - | - | - | - |
| Rače - Fram | 53 | 13 | 12 | 25 | - | 1 | 1 | - | - | 1 |
| Radeče | 29 | 5 | 8 | 15 | - | 1 | - | - | - | - |

6. Diplomanti po stalnem prebivališču, in vrsti študijskega programa, občine, Slovenija, 2006 (nadaljevanje)
Graduates by permanent residence and by type of program, municipalities, Slovenia, 2006/07 (continued)

| Občina Municipality | Skupaj Total | Višješolski strokovni Post- secondary vocational | Dosedanji visokošolski programi Previous higher education programs | | | | | Novi (bolonjski) visokošolski programi Programs adjusted to the Bologna declaration | | |
|----------------------------|-----------------|--|---|----------------------------------|-------------------------------------|------------------------|-----------------------|---|----------------------------------|-------------------------------------|
| | | | visoko- šolski strokovni higher profes- sional | univer- zitetni university | specia- listični specialist's | magistrski master's | doktorski doctoral | 1. stopnja 1 st level | | 2. stopnja 2 nd level |
| | | | | | | | | visoko- šolski strokovni higher profes- sional | univer- zitetni university | magistrski master's |
| Radenci | 39 | 5 | 8 | 20 | 1 | 5 | - | - | - | - |
| Radlje ob Dravi | 57 | 3 | 28 | 19 | 1 | 2 | 3 | - | 1 | - |
| Radovljica | 161 | 34 | 46 | 55 | 6 | 12 | 2 | - | 6 | - |
| Ravne na Koroškem | 95 | 15 | 34 | 38 | - | 8 | - | - | - | - |
| Razkrižje | 3 | 1 | 1 | 1 | - | - | - | - | - | - |
| Ribnica | 79 | 13 | 34 | 24 | 3 | 3 | 1 | - | 1 | - |
| Ribnica na Pohorju | 7 | 1 | 2 | 3 | - | - | - | - | 1 | - |
| Rogaška Slatina | 84 | 20 | 35 | 24 | 1 | 2 | 2 | - | - | - |
| Rogašovci | 21 | 3 | 8 | 10 | - | - | - | - | - | - |
| Rogatec | 23 | 3 | 10 | 5 | 1 | 2 | - | 2 | - | - |
| Ruše | 73 | 13 | 29 | 28 | - | 1 | 2 | - | - | - |
| Selnica ob Dravi | 32 | 7 | 12 | 11 | 1 | 1 | - | - | - | - |
| Semič | 28 | 7 | 12 | 8 | - | 1 | - | - | - | - |
| Sevnica | 128 | 25 | 37 | 53 | 4 | 6 | 3 | - | - | - |
| Sežana | 108 | 20 | 35 | 43 | - | 4 | - | - | 6 | - |
| Slovenj Gradec | 172 | 35 | 55 | 70 | 1 | 7 | 4 | - | - | - |
| Slovenska Bistrica | 252 | 50 | 104 | 79 | 2 | 11 | 4 | - | 2 | - |
| Slovenske Konjice | 115 | 17 | 42 | 47 | 2 | 5 | - | - | 2 | - |
| Sodražica | 20 | 4 | 10 | 2 | 2 | 1 | 1 | - | - | - |
| Solčava | 2 | - | 1 | 1 | - | - | - | - | - | - |
| Starše | 26 | 7 | 12 | 6 | 1 | - | - | - | - | - |
| Sveta Ana | 13 | 1 | 6 | 5 | 1 | - | - | - | - | - |
| Sveti Andraž v Slov.Goric. | 6 | 2 | 1 | 2 | - | - | - | - | 1 | - |
| Sveti Jurij | 14 | 1 | 8 | 4 | - | 1 | - | - | - | - |
| Šalovci | 4 | - | 3 | 1 | - | - | - | - | - | - |
| Šempeter - Vrtojba | 56 | 9 | 18 | 17 | 1 | 4 | 1 | - | 5 | 1 |
| Šenčur | 60 | 8 | 20 | 25 | 1 | 2 | 2 | - | 2 | - |
| Šentilj | 46 | 12 | 19 | 13 | - | 1 | - | - | 1 | - |
| Šentjernej | 51 | 15 | 19 | 15 | 1 | 1 | - | - | - | - |
| Šentjur | 171 | 39 | 54 | 67 | 2 | 5 | 2 | - | 2 | - |
| Škocjan | 16 | 6 | 2 | 6 | 1 | - | 1 | - | - | - |
| Škofja Loka | 194 | 14 | 70 | 69 | 10 | 13 | 4 | - | 13 | 1 |
| Škofljica | 77 | 20 | 17 | 34 | - | 5 | - | - | 1 | - |
| Šmarje pri Jelšah | 78 | 18 | 31 | 22 | 1 | 2 | 3 | - | 1 | - |
| Šmartno ob Paki | 23 | 5 | 10 | 7 | - | 1 | - | - | - | - |
| Šmartno pri Litiji | 12 | 8 | 1 | 2 | - | 1 | - | - | - | - |
| Šoštanj | 58 | 12 | 21 | 20 | 3 | 2 | - | - | - | - |
| Store | 30 | 4 | 15 | 10 | 1 | - | - | - | - | - |
| Tabor | 6 | 1 | 1 | 3 | 1 | - | - | - | - | - |
| Tišina | 16 | 1 | 6 | 6 | 1 | 1 | 1 | - | - | - |
| Tolmin | 130 | 16 | 36 | 60 | 3 | 7 | 4 | - | 4 | - |
| Trbovlje | 133 | 23 | 40 | 47 | 3 | 12 | 3 | - | 5 | - |
| Trebnje | 196 | 42 | 71 | 64 | 2 | 14 | 3 | - | - | - |
| Trnovska vas | 6 | 3 | 1 | 2 | - | - | - | - | - | - |
| Trzin | 56 | 11 | 18 | 18 | 2 | 3 | 4 | - | - | - |
| Tržič | 129 | 22 | 45 | 45 | 2 | 9 | 3 | - | 3 | - |
| Turnišče | 15 | 3 | 5 | 6 | - | 1 | - | - | - | - |
| Velenje | 336 | 80 | 83 | 141 | 7 | 16 | 2 | - | 7 | - |
| Velika Polana | 8 | 4 | 1 | 2 | - | 1 | - | - | - | - |
| Velike Lašče | 26 | 5 | 10 | 10 | - | - | 1 | - | - | - |
| Verzej | 5 | - | 3 | 2 | - | - | - | - | - | - |
| Videm | 46 | 2 | 26 | 18 | - | - | - | - | - | - |
| Vipava | 46 | 4 | 18 | 22 | - | - | 2 | - | - | - |
| Vitanje | 21 | 2 | 8 | 10 | - | - | 1 | - | - | - |
| Vodice | 36 | 7 | 9 | 15 | 1 | 2 | 2 | - | - | - |
| Vojnik | 54 | 13 | 12 | 24 | - | 3 | 1 | - | 1 | - |
| Vransko | 14 | 3 | 7 | 3 | - | 1 | - | - | - | - |
| Vrhnika | 158 | 34 | 47 | 46 | 7 | 11 | 13 | - | - | - |
| Vuzenica | 14 | 3 | 5 | 6 | - | - | - | - | - | - |
| Zagorje ob Savi | 125 | 15 | 52 | 48 | 3 | 4 | 2 | - | 1 | - |
| Zavrč | 4 | 1 | 1 | 2 | - | - | - | - | - | - |
| Zreče | 43 | 13 | 20 | 7 | 1 | 2 | - | - | - | - |
| Žalec | 181 | 24 | 68 | 72 | - | 13 | 2 | - | 2 | - |
| Železniki | 67 | 11 | 25 | 22 | 2 | 2 | - | - | 5 | - |
| Žetale | 7 | 4 | 1 | 2 | - | - | - | - | - | - |
| Žiri | 50 | 5 | 21 | 18 | 2 | 1 | 3 | - | - | - |
| Žirovnica | 34 | 4 | 8 | 12 | - | 9 | - | - | 1 | - |
| Žužemberk | 29 | 3 | 16 | 8 | 1 | 1 | - | - | - | - |

7. Diplomanti terciarnega izobraževanja po statistični regiji stalnega prebivališča, Slovenija 2000 - 2006

Tertiary education graduates by statistical region of permanent residence, Slovenia, 2000 - 2006

| Leto / Year | 2000 | 2001 | 2002 | 2003 | 2004 | 2005 | 2006 |
|--|--------------|--------------|--------------|--------------|--------------|--------------|--------------|
| Statistična regija / Statistical region | | | | | | | |
| SLOVENIJA / SLOVENIA | 11398 | 11912 | 14186 | 13751 | 14709 | 15678 | 16990 |
| Pomurska | 477 | 530 | 613 | 624 | 644 | 630 | 690 |
| Podravska | 1507 | 1734 | 1976 | 1832 | 1979 | 2075 | 2355 |
| Koroška | 370 | 435 | 467 | 458 | 523 | 520 | 569 |
| Savinjska | 1203 | 1342 | 1698 | 1566 | 1829 | 2051 | 2199 |
| Zasavska | 227 | 223 | 297 | 270 | 309 | 316 | 321 |
| Spodnjeoposavska | 381 | 349 | 444 | 468 | 521 | 502 | 513 |
| Jugovzhodna Slovenija | 821 | 820 | 937 | 976 | 1095 | 1143 | 1265 |
| Osrednjeslovenska | 3441 | 3429 | 4278 | 4135 | 4309 | 4719 | 4844 |
| Gorenjska | 1330 | 1348 | 1489 | 1381 | 1481 | 1626 | 1708 |
| Notranjsko-kraška | 269 | 310 | 344 | 370 | 403 | 400 | 466 |
| Goriška | 711 | 711 | 865 | 940 | 895 | 917 | 1128 |
| Obalno-kraška | 661 | 681 | 778 | 731 | 721 | 779 | 932 |

METODOLOŠKA POJASNILA

Namen statističnega raziskovanja

Namen statističnih raziskovanj s tega področja je pridobiti osnovne podatke o diplomantih višjih strokovnih šol in visokošolskih zavodov v tekočem koledarskem letu, o njihovem številu, starosti in spolu, trajanju njihovega študija, zaposlitvi in še nekatere druge podatke.

Enote opazovanja

Enote opazovanja so diplomanti terciarnega izobraževanja.

Viri

Podatke diplomantih visokošolskih zavodov in višjih strokovnih šol pridobivamo z letnimi statističnimi raziskovanji. Podatke o diplomantih samostojnih visokošolskih zavodov in višjih strokovnih šol zberemo z vprašalnikom ŠOL-DIPL, podatke o magistrskih in specialistih z vprašalnikom ŠOL-MAG, podatke o doktorjih znanosti pa z vprašalnikom ŠOL-DR. Podatke o diplomantih Univerze v Mariboru, Univerze v Ljubljani in Univerze na Primorskem pridobivamo iz administrativnih virov univerz.

Zajetje

V statistična raziskovanja s področja višjega in visokega šolstva so zajete višje strokovne šole in visokošolski zavodi (javni in zasebni), ki izvajajo javno veljavne študijske programe.

Način zbiranja podatkov

Višje strokovne šole in samostojni visokošolski zavodi nam posredujejo Individualne vprašalnike, ki jih izpolnijo študenti, vse tri univerze – v Ljubljani, Mariboru in na Primorskem pa nam posredujejo svoje računalniške izpise, pripravljene na podlagi individualnih vprašalnikov.

Raziskovanje zajema podatke od 1. januarja do 31. decembra tekočega leta.

Definicije

Visokošolski zavodi so: univerze, fakultete, umetniške akademije in visoke strokovne šole. Študij na visokošolskih zavodih poteka po študijskih programih za pridobitev izobrazbe in po programih za izpolnjevanje.

Višje strokovne šole ureja Zakon o višjem strokovnem izobraževanju (Ur. l. RS, št. 152/04). Višje strokovno izobraževanje je organizirano kot vzporednica visokemu izobraževanju, in ne kot njegov sestavni del. Višje

METHODOLOGICAL EXPLANATIONS

Purpose of the statistical survey

The statistical survey on graduates from vocational colleges and higher education institutions aims to collect basic data on the number of graduates in the current calendar year, their age and sex, the duration of study, employment and some other data.

Observation units

Observation units are graduates from tertiary education.

Sources

Data on graduates from higher education institutions and vocational colleges are collected with annual statistical surveys. Data on graduates of single higher education institutions and of vocational colleges are collected with the ŠOL-DIPL questionnaire, data on masters and specialists with the ŠOL-MAG questionnaire and data on doctors of science with the ŠOL-DR questionnaire. The data on University of Maribor, University of Ljubljana and University of Primorska graduates are obtained from the universities administrative sources of these universities.

Coverage

Statistical surveys from the field of post-secondary vocational and higher education cover vocational colleges and higher education institutions (public and private) performing legally valid study programs.

Methods of data collection

Individual questionnaires answered by students are sent to us by vocational colleges and single higher education institutions, while the Universities of Ljubljana and Maribor and the University of Primorska send us computer databases made on the basis of individual questionnaires.

The survey covers data between 1 January and 31 December of the current year.

Definitions

Higher education institutions are: universities, faculties, academies of arts and professional higher education institutions. Studies at higher education institutions are carried out by study programs for acquiring a degree and by credential study programs.

Vocational colleges are regulated by the Post-Secondary Vocational Education Act (OJ RS, No. 152/04). Post-secondary vocational education is organised in parallel with higher education and not as its part.



strokovne šole izvajajo programe za pridobitev in izpopolnjevanje višje strokovne izobrazbe. Študij po teh programih traja dve leti.

Študijski programi na visokošolskih zavodih in višjih strokovnih šolah se izvajajo kot redni študij, lahko pa tudi kot izredni študij, če narava študijskega programa to dopušča.

Študijski programi na področju visokega šolstva so v fazi preoblikovanja v skladu z Bolonjsko deklaracijo.

Študijski programi za pridobitev izobrazbe po stari zakonodaji, ki se še izvajajo (dosedanji visokošolski programi), so:

- a) dodiplomski:
 - programi za pridobitev visoke strokovne izobrazbe,
 - programi za pridobitev univerzitetne izobrazbe;
- b) podiplomski:
 - programi za pridobitev specializacije,
 - programi za pridobitev magisterija,
 - programi za pridobitev doktorata znanosti.

Študijski programi za pridobitev izobrazbe po novi zakonodaji (Ur. l. RS 100/04, 94/06), ki so oblikovani v skladu z Bolonjsko deklaracijo, se razvrščajo v tri stopnje:

- a) prva stopnja
 - visokošolski strokovni študijski programi,
 - univerzitetni študijski programi,
- b) druga stopnja
 - magistrski študijski programi,
 - enoviti magistrski študijski programi,
- c) tretja stopnja
 - doktorski študijski programi.

Objavljanje rezultatov:

Letno:

- Statistične informacije. Izobraževanje. Vpis študentov na terciarno izobraževanje
- Slovenija v številkah
- Statistični letopis Republike Slovenije
- SI-STAT podatkovni portal

Vocational colleges carry out programs for acquiring and improving post-secondary vocational education. Studies according to these programs last for two years.

Study programs at higher education institutions and at vocational colleges are carried out as full-time studies. In case the nature of the study program permits this, they can also be carried out as part-time studies.

Higher education study programs are in the process of adjustment to the Bologna Declaration.

Study programs by previous legislation which are still being implemented (previous higher education programs) are:

- a) undergraduate:
 - leading to a higher professional degree
 - leading to a university degree
- b) graduate:
 - leading to a specialist degree
 - leading to a master's degree
 - leading to a Ph. D. degree.

Degree study programs by legislation in force (OJ RS, No.100/04, 94/06) which are established under Bologna Declaration are:

- a) 1st level
 - leading to a higher professional degree
 - leading to a university degree
- b) 2nd level
 - leading to a master's degree
 - leading to uniform master's degree
- c) 3rd level
 - leading to a Ph. D. degree.

Publishing

Annually:

- Rapid Reports. Education. Student Enrolment in Tertiary Education
- Slovenia in Figures
- Statistical Yearbook of the Republic of Slovenia
- SI-STAT data portal

Sestavila / Prepared by: Andreja Kozmelj

Izdaja, založba in tisk Statistični urad Republike Slovenije, Ljubljana, Vožarski pot 12 - **Uporaba in objava podatkov dovoljena le z navedbo vira** - Odgovarja generalna direktorica mag. Irena Križman - Urednica zbirke Statistične informacije Marina Urbas - Urednica podzbirke Tatjana Škrbec - Slovensko besedilo jezikovno uredila Ivanka Zobec - Angleško besedilo jezikovno uredil Boris Panič - Naklada 60 izvodov - ISSN zbirke Statistične informacije 1408-192X - ISSN podzbirke Izobraževanje 1580-1780 - Informacije daje Informacijsko središče, tel.: (01) 241 51 04 - El. pošta: info.stat@gov.si - http://www.stat.si.

Edited, published and printed by the Statistical Office of the Republic of Slovenia, Ljubljana, Vožarski pot 12 - **These data can be used provided the source is acknowledged** - Director-General Irena Križman - Rapid Reports editor Marina Urbas - Subject-matter editor Tatjana Škrbec - Slovene language editor Ivanka Zobec - English language editor Boris Panič - Total print run 60 copies - ISSN of Rapid Reports 1408-192X - ISSN of subcollection Education 1580-1780 - Information is given by the Information Centre of the Statistical Office of the Republic of Slovenia, tel.: +386 1 241 51 04 - E-mail: info.stat@gov.si - http://www.stat.si.