



Almost 3 million tourist overnight stays in August

Tourist arrivals and overnight stays, detailed data, Slovenia, August 2019

Over 1 million arrivals and over 2.9 million overnight stays were recorded in tourist accommodation establishments in August 2019. Compared to August 2018, the number of arrivals increased by 8% and that of overnight stays stayed about the same. Foreign tourists generated 78% of all overnight stays.

More tourist arrivals than in August 2018

1,067,416 tourist arrivals and more than 2.9 million tourist overnight stays were recorded in Slovenia in August 2019. Domestic tourists generated about 188,000 arrivals or 2% more than in August 2018 and about 641,000 overnight stays or 3% fewer than in August 2018. Foreign tourists generated 879,000 arrivals or 9% more than in August 2018 and almost 2.3 million overnight stays or 2% more than in August 2018. Foreign tourists generated 78% of all overnight stays.

The most foreign tourists from Germany

In August 2019 the key markets, from which the most foreign tourists with the most overnight stays in Slovenia came, were Germany (16% or almost 365,000 overnight stays), Italy (13%), the Netherlands (9%), France (6%) and Czechia (almost 6%).

Compared to August 2018, the number of overnight stays increased the most for tourists from Czechia (by 30%), followed by French and German tourists (by 14% each). On the other hand, the number of overnight stays decreased for tourists from the Netherlands and Italy.

The highest number of overnight stays in mountain resorts

In August 2019 the highest number of tourist overnight stays was recorded in mountain resorts (37% or 1.074.552), followed by seaside resorts (21%), health (spa) resorts (16%), and municipality Ljubljana (11%).

Compared to August 2018, the number of overnight stays increased in mountain resorts (by 5%). In municipality Ljubljana and in seaside resorts the number stayed roughly the same. In health (spa) resorts the number of overnight stays dropped compared to August 2018 (by 4%).

More than 956,000 overnight stays in hotels

The highest number of overnight stays was recorded in hotels (33% or more than 956,000), but dropped by 3% compared to August 2018. Regarding overnight stays, hotels were followed by private rooms, apartments and dwellings (25%) and camping sites (22%).

Compared to August 2018, the number of overnight stays in camping sites and in private rooms, apartments and dwellings increased (by 5% in the former and by 3% in the latter).

Compared to August 2018, the number of overnight stays increased the most in overnight accommodations (by 31%), which recorded almost 82,000 overnight stays in August 2019.

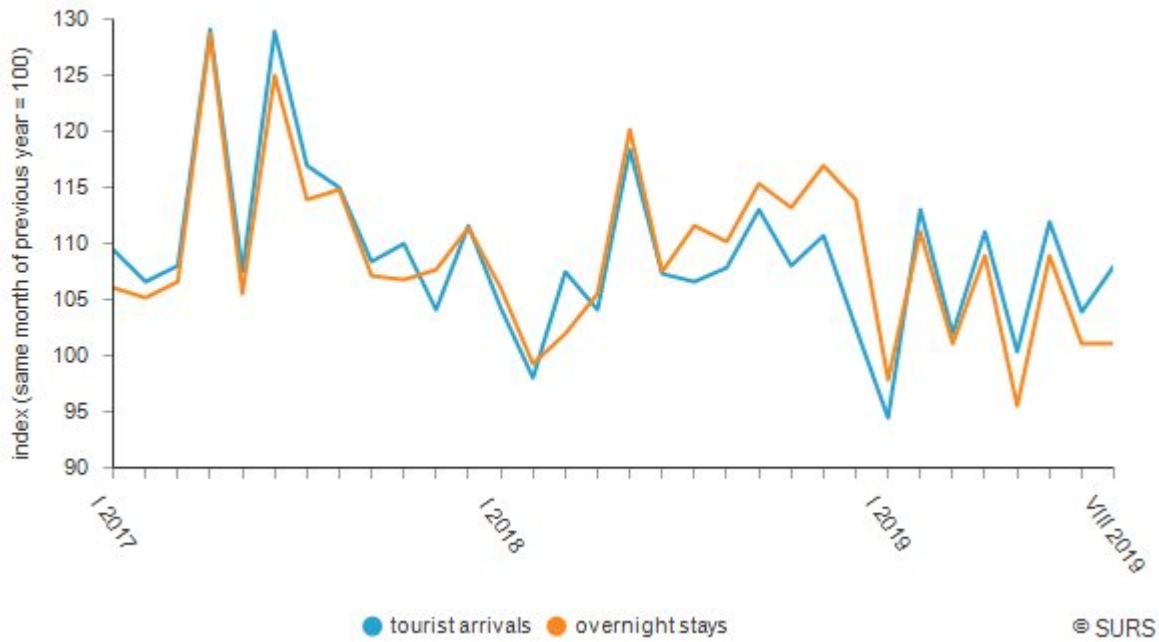
Up to the end of August over 11 million overnight stays

In the first eight months of 2019, tourists generated more than 4.5 million arrivals and almost 11.8 million overnight stays or 6% more arrivals and 3% more overnight stays than in the same period of the previous year.

More data in the SiStat Database

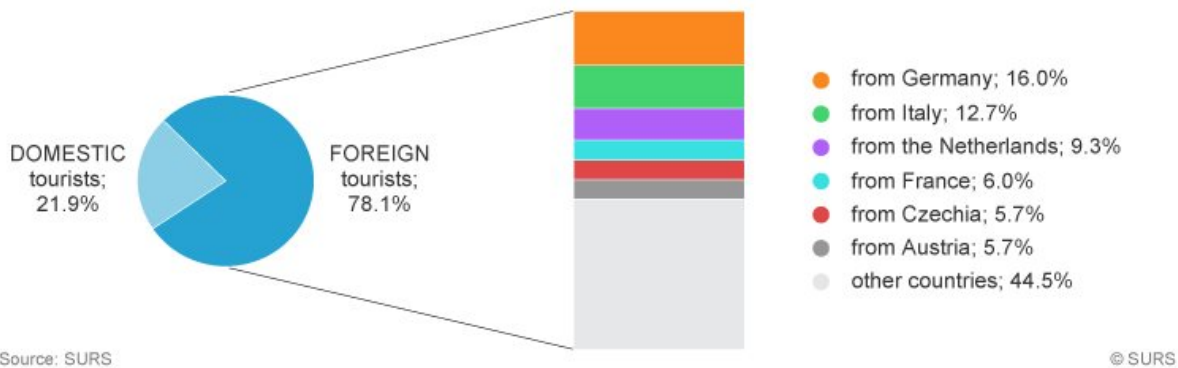
More detailed monthly data on [tourist arrivals](#) and [overnight stays](#) are published in the SiStat Database.

Tourism flow, Slovenia



Source: SURS

Tourist overnight stays by countries, Slovenia, August 2019 – final data



Tourist arrivals and overnight stays by key markets from which the tourists come, August 2019 – final data

	Tourist arrivals				Overnight stays			
	VIII 2019	I–VIII 2019	$\frac{\text{VIII 2019}}{\text{VIII 2018}}$	$\frac{\text{I–VIII 2019}}{\text{I–VIII 2018}}$	VIII 2019	I–VIII 2019	$\frac{\text{VIII 2019}}{\text{VIII 2018}}$	$\frac{\text{I–VIII 2019}}{\text{I–VIII 2018}}$
	number	number	index	index	number	number	index	index
Total	1,067,416	4,525,359	107.8	106.0	2,927,461	11,761,415	101.2	102.5
Domestic	188,125	1,065,497	101.9	101.3	641,224	3,199,679	97.3	98.2
Foreign	879,291	3,459,862	109.1	107.6	2,286,237	8,561,736	102.3	104.3
of foreign								
from Germany	139,991	433,048	118.8	115.6	364,880	1,141,175	114.0	112.5
from Italy	119,477	412,853	101.1	101.5	291,205	909,502	94.5	99.1
from the Netherlands	57,491	163,215	99.9	101.3	213,504	525,260	91.3	96.5
from France	60,967	138,262	114.9	114.0	136,116	310,851	114.1	113.8
from Czechia	48,176	156,361	130.0	119.9	131,290	425,335	129.9	120.9
from Austria	49,667	268,340	108.1	104.6	130,856	692,998	102.3	102.0

Source: SORS


Tourist arrivals and overnight stays by types of municipalities and by tourist accommodations, August 2019 – final data

	Tourist arrivals				Overnight stays			
	VIII 2019	I–VIII 2019	$\frac{\text{VIII 2019}}{\text{VIII 2018}}$	$\frac{\text{I–VIII 2019}}{\text{I–VIII 2018}}$	VIII 2019	I–VIII 2019	$\frac{\text{VIII 2019}}{\text{VIII 2018}}$	$\frac{\text{I–VIII 2019}}{\text{I–VIII 2018}}$
	number	number	index	index	number	number	index	index
Total	1,067,416	4,525,359	107.8	106.0	2,927,461	11,761,415	101.2	102.5
Types of tourist resorts								
Health (spa) resorts	121,178	692,127	97.4	100.2	471,720	2,422,807	96.3	98.6
Mountain resorts	395,989	1,440,602	109.3	107.3	1,074,552	3,707,428	104.7	105.7
Seaside resorts	159,942	702,033	106.0	103.6	615,770	2,300,699	101.1	101.1
Ljubljana, the capital	171,080	779,309	112.2	112.1	335,132	1,542,456	100.9	107.3
Urban municipalities	75,712	365,486	110.0	103.4	138,029	734,829	99.2	98.1
Other municipalities	143,515	545,802	109.1	107.5	292,258	1,053,196	98.0	100.9
Accomm. Establishments								
Hotels	362,996	2,081,112	105.3	104.3	956,419	5,107,453	97.0	99.7
Private	236,287	892,893	109.0	117.6	729,644	2,562,708	102.6	114.9

accommodations - rented rooms, dwellings								
Camping sites	213,931	595,942	111.5	111.2	651,486	1,738,480	105.3	106.5
Overnight accommodations	37,498	127,311	132.3	121.8	81,949	280,552	130.6	108.4
Youth hostels	43,467	175,404	98.5	97.5	80,940	347,860	97.2	97.0

Source: SORS

Detailed data

 Detailed data and time series are available on the [SI-STAT data portal](#), which enables simple browsing and exporting of data in various formats. Registered users have the possibility to store tables for later browsing and to sign up to be informed when data are updated.

Author/s: Teja Zupančič

Next release: 22. 11. 2019

Statistical Office of the Republic of Slovenia
Litostrojska cesta 54, 1000 Ljubljana, Slovenia

Information Centre:
phone: +386 1 241 64 04
fax: +386 1 241 53 44
info.stat@gov.si
www.stat.si/en

© Statistični urad Republike Slovenije
Use and publication of data is allowed provided the source is acknowledged.