



20 september 2019
provisional data

In August 2019, 16% fewer building permits issued than in July and 15% fewer than in August 2018

Statistics of building permits, Slovenia, August 2019

In August 2019, 22% fewer permits were issued for residential buildings and 12% fewer for non-residential buildings than in the previous month.

In August, fewer building permits issued in Slovenia

In August 2019, 462 building permits were issued in Slovenia, which is 16% fewer than in July 2019 and 15% fewer than in August 2018. 166 building permits were issued for residential buildings (22% fewer than in July and 36% fewer than in August 2018) and 296 for non-residential buildings (12% fewer than in July and 4% more than in August 2018).

Among all building permits issued in August, 98% of them were issued for new constructions and 2% for conversions. The number of building permits for newly built residential buildings decreased by 22% in comparison with July and by 35% in comparison with August 2018. The number of building permits for newly built non-residential buildings decreased by 10% in comparison with July and increased by 5% in comparison with August 2018.

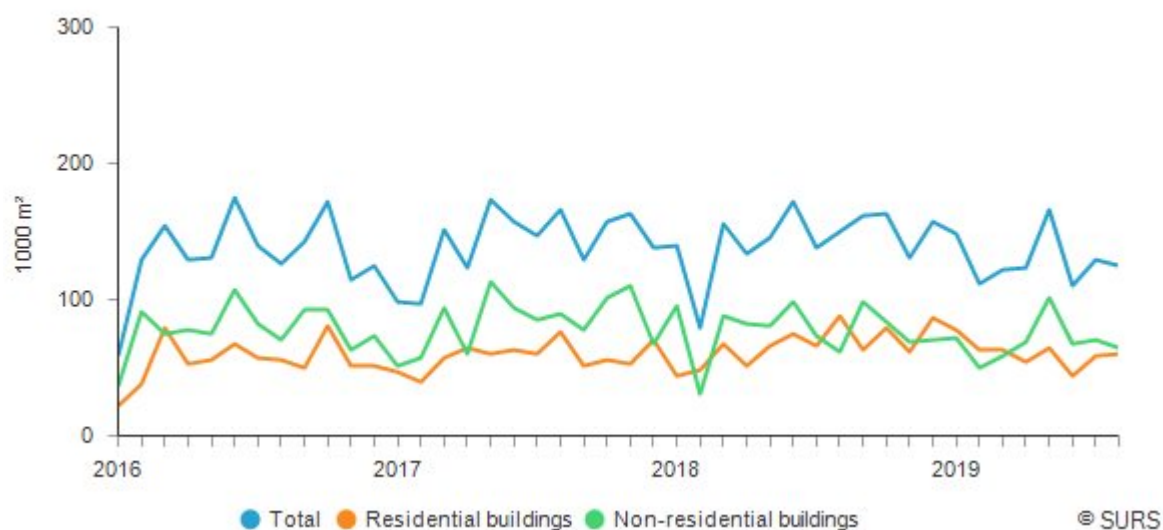
Fewer dwellings planned than in July

By issuing building permits, in August 2019 construction of 265 dwellings was planned, which is 6% fewer than in July and 40% fewer than in August 2018. Almost all dwellings will be built as new constructions; only 4 dwellings will be built by converting non-residential buildings into residential buildings.

Most dwellings to be built in the Osrednjeslovenska statistical region

In August 2019, most dwellings were planned in the Osrednjeslovenska statistical region (24% of all dwellings). Osrednjeslovenska was followed by Pomurska, where 21% of all dwellings were planned, and Savinjska, where 18% of all dwellings were planned. In other statistical regions fewer dwellings were planned, the fewest in Primorsko-notranjska and Obalno-kraška statistical regions, where only one dwelling is planned in each region. In the Zasavska statistical region no dwellings were planned in August 2019.

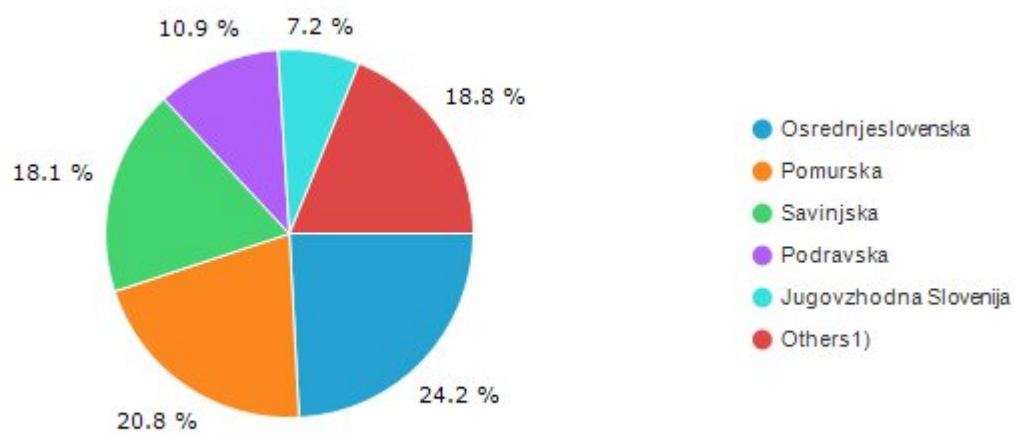
Floor area of buildings, Slovenia, January 2016 – August 2019¹⁾



1) Data for 2019 are provisional.

Source: SURS

Planned dwellings by statistical regions, Slovenia, August 2019



© SURS

1) Including Goriška, Gorenjska, Koroška, Obalno-kraška, Posavska, Primorsko-notranjska and Zasavska statistical regions.

Source: SURS

Building permits for buildings and planned dwellings, Slovenia, August 2019

	Buildings		Planned dwellings	
	number	m ²	number	m ²
Total	462	125,164	265	33,761
residential buildings	166	60,620	262	33,426
non-residential buildings	296	64,544	3	335

Source: SURS

Indices of building permits, Slovenia


	New buildings		Planned new dwellings	
	$\frac{\text{VIII 2019}}{\text{VII 2019}}$	$\frac{\text{VIII 2019}}{\text{VIII 2018}}$	$\frac{\text{VIII 2019}}{\text{VII 2019}}$	$\frac{\text{VIII 2019}}{\text{VIII 2018}}$
number	85.0	85.8	103.2	61.7
floor area	97.5	84.5	93.0	58.4

Source: SURS

Methodological note

Final data for 2019 will be published on 20 April 2020.

Detailed data

 Detailed data and time series are available on the [SI-STAT data portal](#), which enables simple browsing and exporting of data in various formats. Registered users have the possibility to store tables for later browsing and to sign up to be informed when data are updated.

Author/s: Špela Kastelic

Next release: 18. 10. 2019

Statistical Office of the Republic of Slovenia

Litostrojska cesta 54, 1000 Ljubljana, Slovenia

Information Centre:
phone: +386 1 241 64 04
fax: +386 1 241 53 44
info.stat@gov.si
www.stat.si/en

© Statistični urad Republike Slovenije
Use and publication of data is allowed provided the source is acknowledged.