



13 september 2019
provisional data

The prices of agricultural products in July 2019 on average 5.5% higher than in July 2018

Producer price indices of agricultural products, Slovenia, July 2019

In July 2019 the prices of agricultural products were on average 5.5% higher than in July 2018. The prices of crop products were higher on average by 5.7%, and the prices of animals and animal products by 5.3%.

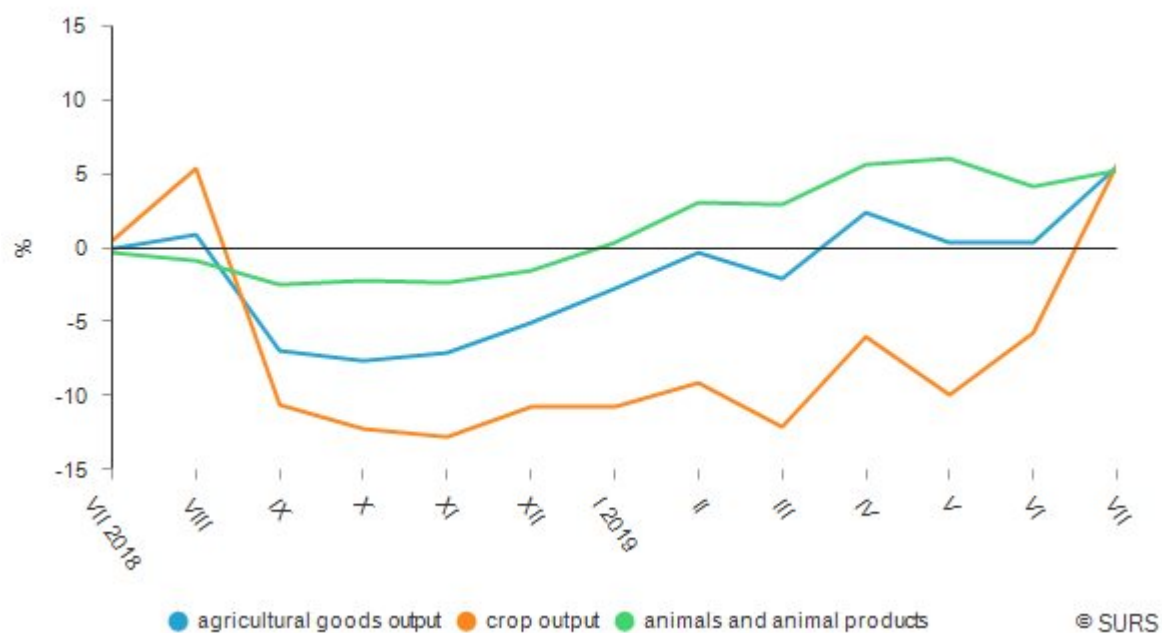
The average wheat price on average higher than last year

In July 2019 the prices of crop products were on average 5.7% higher than in July 2018. Cereal prices were on average 5.6% higher than a year before (the average wheat price increased by 6.9%, while the average barley price decreased by 2.5%). Higher were also the prices of potato, vegetables and industrial plants. Fruit prices decreased on average by 18.5% (the average apple price went down the most) and the prices of wine by 6.1%.

The prices of animals and animal products on average higher than in the previous year

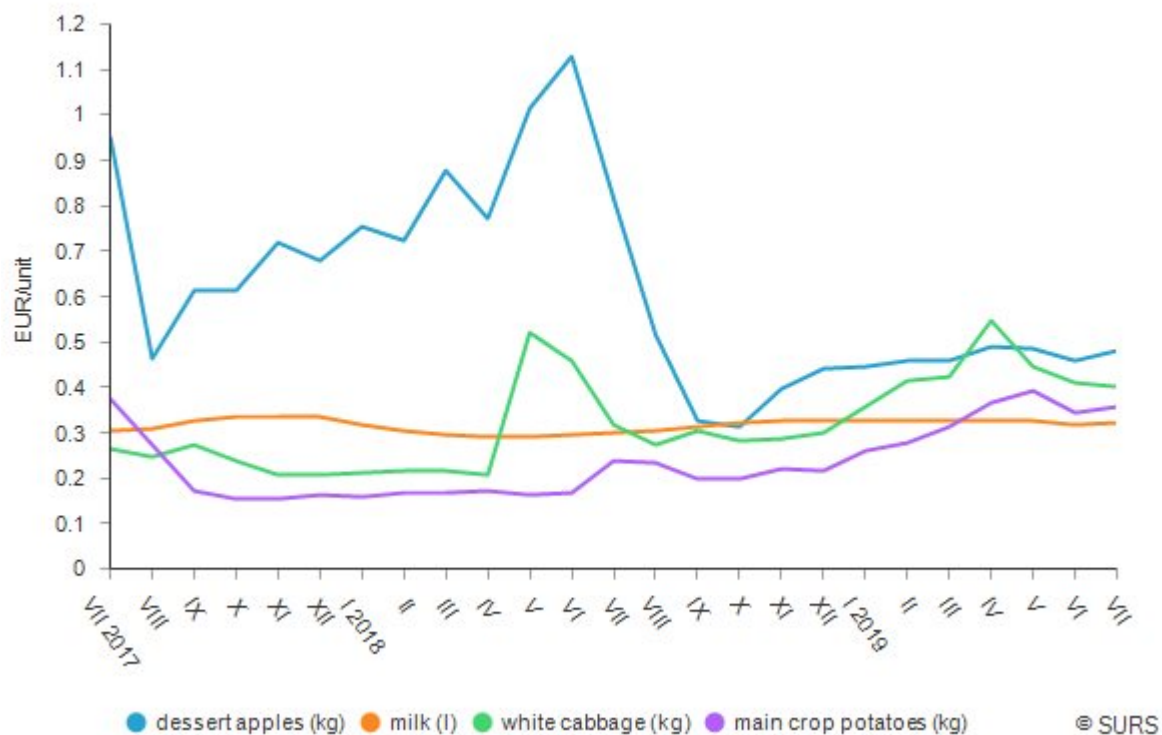
In July 2019 the prices of animals and animal products were on average 5.3% higher than in July 2018. The prices of animals for slaughter were higher on average by 2.4% (pig prices increased on average by 15.8% and poultry prices by 4.4%). The prices of animal products went up on average by 7.9%. The average prices of milk and eggs were higher, each on average by 7.3%.

Annual growth rates of producer prices of agricultural products, Slovenia



Source: SURS

Monthly price movements of some agricultural products, Slovenia



Source: SURS

Producer price indices of agricultural products, Slovenia


	VII 2019 Ø 2015	VII 2019 VII 2018
AGRICULTURAL GOODS OUTPUT	106.89	105.5
Agricultural goods output, excl. fruits and vegetables	104.01	106.1
CROP OUTPUT	108.23	105.7
Crop output, excluding fruits and vegetables	99.60	108.1
Cereals	95.04	105.6
Industrial plants	85.86	102.6
Vegetables and horticultural products	133.29	121.5
fresh vegetables	133.29	121.5
plants and flowers	130.24	110.7
Potatoes (including seeds)	147.98	167.3
Fruits	110.21	81.5
Wine	101.12	93.9
ANIMALS AND ANIMAL PRODUCTS	105.96	105.3
Animals for slaughter	101.13	102.4
Animal products	110.68	107.9

Source: SURS

Methodological note

Monthly data for the current year are provisional. With each First Release the data can be corrected and completed with new data. Monthly data get status of final data with the publication of annual data (at the latest at the end of February next year).

Detailed data

 Detailed data and time series are available on the [SI-STAT data portal](#), which enables simple browsing and exporting of data in various formats. Registered users have the possibility to store tables for later browsing and to sign up to be informed when data are updated.

Author/s: Polona Špajzer Šraj

Next release: 14. 10. 2019

Statistical Office of the Republic of Slovenia
Litostrojska cesta 54, 1000 Ljubljana, Slovenia

Information Centre:
phone: +386 1 241 64 04
fax: +386 1 241 53 44
info.stat@gov.si
www.stat.si/en

© Statistični urad Republike Slovenije
Use and publication of data is allowed provided the source is acknowledged.