



12 julij 2019
provisional data

The prices of agricultural products in May 2019 on average 0.7% higher than in May 2018

Producer price indices of agricultural products, Slovenia, May 2019

In May 2019 the prices of agricultural products were on average 0.7% higher than in May 2018. The prices of crop products were on average 9.5% lower and the prices of animals and animal products on average 6.2% higher.

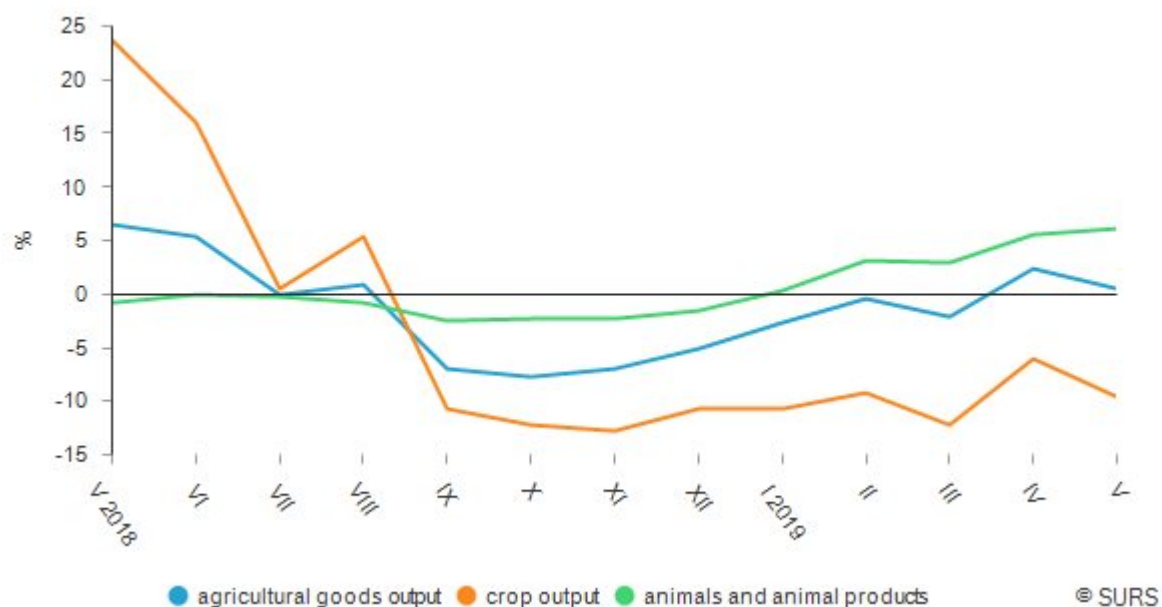
The average apple price lower than in May 2018

In May 2019 the prices of crop products were on average 9.5% lower than in May 2018. Fruit prices were lower on average by 50.4%. The decrease was caused by lower average apple price, while the prices of other fruit were higher than a year before. Cereals prices were lower on average by 3.4% and wine prices by 0.2%. Potato prices were much higher than a year before. Much higher were also the prices of vegetables (on average by 17.9%). The prices of plants and flowers increased on average by 11.5% and the prices of industrial plants by 4.7%.

The average price of purchased milk higher than in May 2018

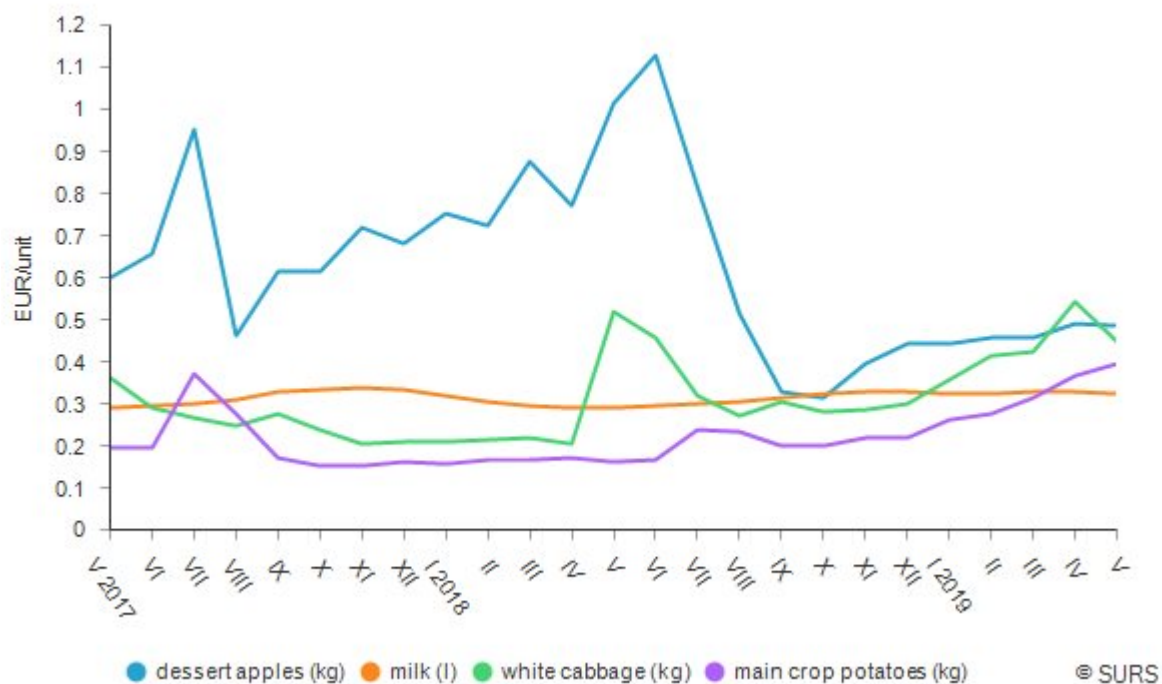
In May 2019 the prices of animals and animal products were on average 6.2% higher than in May 2018. The prices of animal products increased on average by 10.1%. The average milk price was 11.6% higher and the average egg price 5.5% lower. The prices of animals for slaughter were on average higher by 2.1%. Pig prices increased on average by 12.6% and poultry prices by 5.5%, while cattle prices decreased on average by 2.5%.

Annual growth rates of producer prices of agricultural products, Slovenia



Source: SURS

Monthly price movements of some agricultural products, Slovenia



Source: SURS

Producer price indices of agricultural products, Slovenia


	<u>V 2019</u> <u>Ø 2015</u>	<u>V 2019</u> <u>V 2018</u>
AGRICULTURAL GOODS OUTPUT	111.77	100.7
Agricultural goods output, excl. fruits and vegetables	107.81	107.5
CROP OUTPUT	128.15	90.5
Crop output, excluding fruits and vegetables	134.97	122.9
Cereals	92.93	96.6
Industrial plants	86.23	104.7
Vegetables and horticultural products	136.86	117.0
fresh vegetables	136.25	117.9
plants and flowers	140.61	111.5
Potatoes (including seeds)	282.46	192.9
Fruits	106.13	49.6
Wine	103.11	99.8
ANIMALS AND ANIMAL PRODUCTS	105.59	106.2
Animals for slaughter	101.20	102.1
Animal products	109.88	110.1

Source: SURS

Methodological note

Monthly data for the current year are provisional. With each First Release the data can be corrected and completed with new data. Monthly data get status of final data with the publication of annual data (at the latest at the end of February next year).

Detailed data

 Detailed data and time series are available on the [SI-STAT data portal](#), which enables simple browsing and exporting of data in various formats. Registered users have the possibility to store tables for later browsing and to sign up to be informed when data are updated.

Author/s: Polona Špajzer Šraj

Next release: 14. 8. 2019

Statistical Office of the Republic of Slovenia
Litostrojska cesta 54, 1000 Ljubljana, Slovenia

Information Centre:
phone: +386 1 241 64 04
fax: +386 1 241 53 44
info.stat@gov.si
www.stat.si/en

© Statistični urad Republike Slovenije
Use and publication of data is allowed provided the source is acknowledged.