



In April 2019, fewer building permits issued for residential and more for non-residential buildings than in March

Statistics of building permits, Slovenia, April 2019

In April 2019, 16% fewer permits were issued for residential buildings and 15% more for non-residential buildings than in the previous month. 98% of all building permits were issued for new constructions.

The floor area of planned buildings 1% larger than in March

In April 2019, almost the same number of building permits were issued as in the previous month – 441 building permits or one building permits less. 186 building permits were issued for residential buildings (16% fewer than in March 2019) and 255 for non-residential buildings (15% more than in March 2019). The total floor area of all planned buildings in April was 123,502 m², 1% larger than in March. The total floor area of planned residential buildings decreased by 14% and of planned non-residential buildings increased by 17%.

In April 2019, 98% of all building permits were issued for new constructions and 2% for conversions. The number of building permits for new constructions was the same as in March, while in comparison with April 2018 it decreased by 11%. The planned floor area for new constructions decreased by 2% in comparison with March 2019 and by 12% in comparison with April 2018.

In April 20% fewer dwellings planned than in March

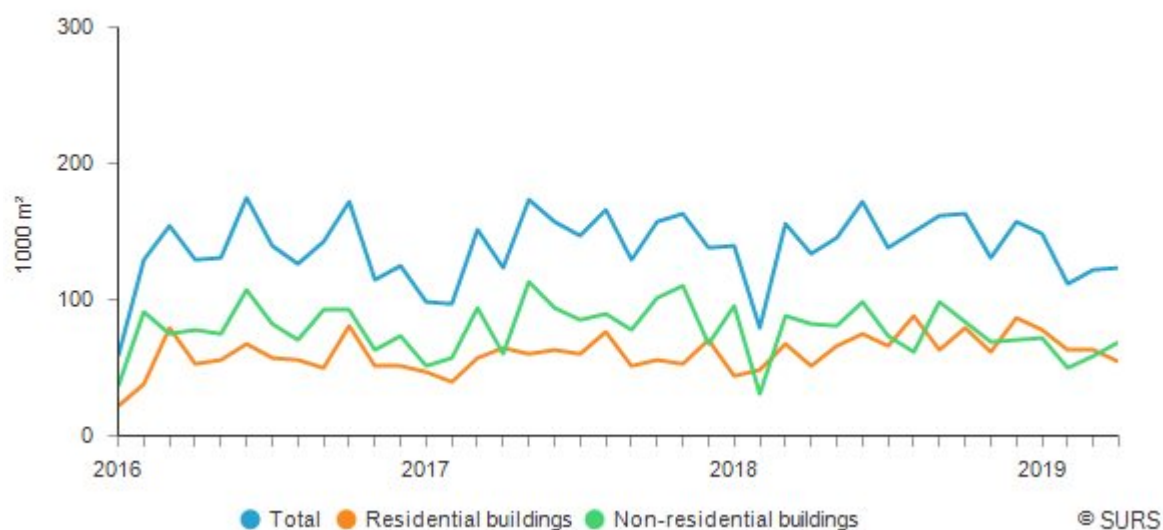
By issuing building permits, in April 2019 construction of 252 dwellings was planned, which is 20% fewer than in March. In one-dwelling buildings 170 dwellings were planned, 17% fewer than in the previous month, and 82 dwellings were planned in two- and more dwelling buildings, 26% fewer than in the previous month. The average size of dwellings in one-dwelling buildings will be 163 m² and in two- and more dwelling buildings 89 m².

By issuing building permits in April 2019, 20% fewer newly built dwellings were planned than in March 2019 and 9% more than in April 2018. The planned floor area of these dwellings decreased by 14% in comparison with March 2019 and by 2% in comparison with April 2018.

Most dwellings to be built in the Podravska statistical region

In April 2019 most dwellings were planned in the Podravska statistical region: 56 or 22% of all. Podravska was followed by Osrednjeslovenska, where 47 dwellings were planned (19% of all), and Koroška, where 40 dwellings were planned (16% of all). In other statistical regions fewer dwellings were planned, the fewest in Primorsko-notranjska, where only two dwellings were planned.

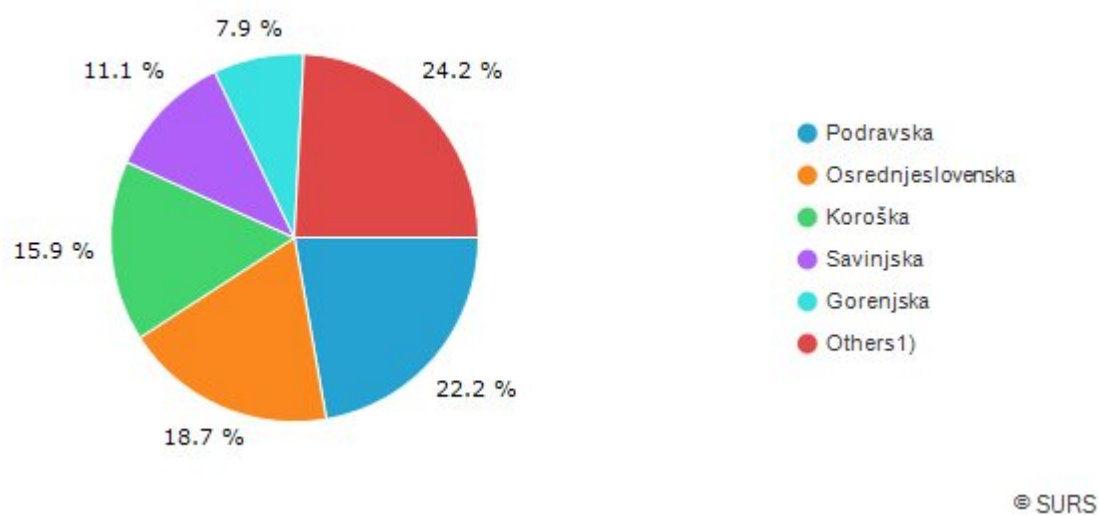
Floor area of buildings, Slovenia, January 2016 – April 2019¹⁾



1) Data for 2019 are provisional.

Source: SURS

Planned dwellings by statistical regions, Slovenia, April 2019



1) Including Goriška, Jugovzhodna Slovenija, Obalno-kraška, Pomurska, Posavska, Primorsko-notranjska and Zasavska statistical regions.

Source: SURS

Building permits for buildings and planned dwellings, Slovenia, April 2019

	Buildings		Planned dwellings	
	number	m ²	number	m ²
Total	441	123,502	252	34,915
residential buildings	186	54,914	252	34,915
non-residential buildings	255	68,588	0	0

Source: SURS

Indices of building permits, Slovenia


	New buildings		Planned new dwellings	
	$\frac{\text{IV 2019}}{\text{III 2019}}$	$\frac{\text{IV 2019}}{\text{IV 2018}}$	$\frac{\text{IV 2019}}{\text{III 2019}}$	$\frac{\text{IV 2019}}{\text{IV 2018}}$
number	100.0	89.0	80.5	108.8
floor area	97.6	88.3	85.7	98.3

Source: SURS

Methodological note

Final data for 2019 will be published on 20 April 2020.

Detailed data

 Detailed data and time series are available on the [SI-STAT data portal](#), which enables simple browsing and exporting of data in various formats. Registered users have the possibility to store tables for later browsing and to sign up to be informed when data are updated.

Author/s: Špela Kastelic

Next release: 20. 6. 2019

Statistical Office of the Republic of Slovenia

Litostrojska cesta 54, 1000 Ljubljana, Slovenia

Information Centre:

phone: +386 1 241 64 04

fax: +386 1 241 53 44

info.stat@gov.si

www.stat.si/en

© Statistični urad Republike Slovenije

Use and publication of data is allowed provided the source is acknowledged.