



In 2018 the value of vegetables, potatoes, beans and fruits sold by private producers lower than in 2017

Sale of agricultural products of private producers on food market, Slovenia, 2018

In 2018 the value of sold fruits, vegetables, potatoes and beans was more than 9% lower and of poultry, eggs, milk and dairy products almost 8% higher than a year ago.

The value of vegetables sold by private producers on food markets lower than in 2017

The value of potatoes sold on food markets in 2018 was more than 3% higher than in 2017. The average price of potatoes (EUR 1.06 per kilogram) was also more than 3% higher. The value of vegetables sold on food markets by private producers in 2018 was almost 7% lower than in 2017. Lettuce was the most sold among vegetables. The quantity of sold lettuce was lower than in 2017 (by almost 6%). The price of lettuce was higher; the average price of lettuce sold on food markets by private producers was EUR 3.08 per kilogram, approximately 14% higher than in 2017. The value of white cabbage sold on food markets in 2018 was almost 33% higher than in 2017. More white cabbage was sold (by approximately 14%) and the price was also higher (by 16%). The value of carrots sold by private producers was almost 2% higher than in 2017. The quantity of carrots sold in 2018 was higher (by almost 11%); the average price of carrots sold on food markets was EUR 1.92 per kilogram, almost 8% lower than a year before. The quantity of tomatoes sold by local producers was almost the same as in 2017, while the value of sold tomatoes was almost 22% higher. The price of sold tomatoes was higher; the average price of tomatoes was EUR 3.36 EUR per kilogram, 23% higher than in 2017.

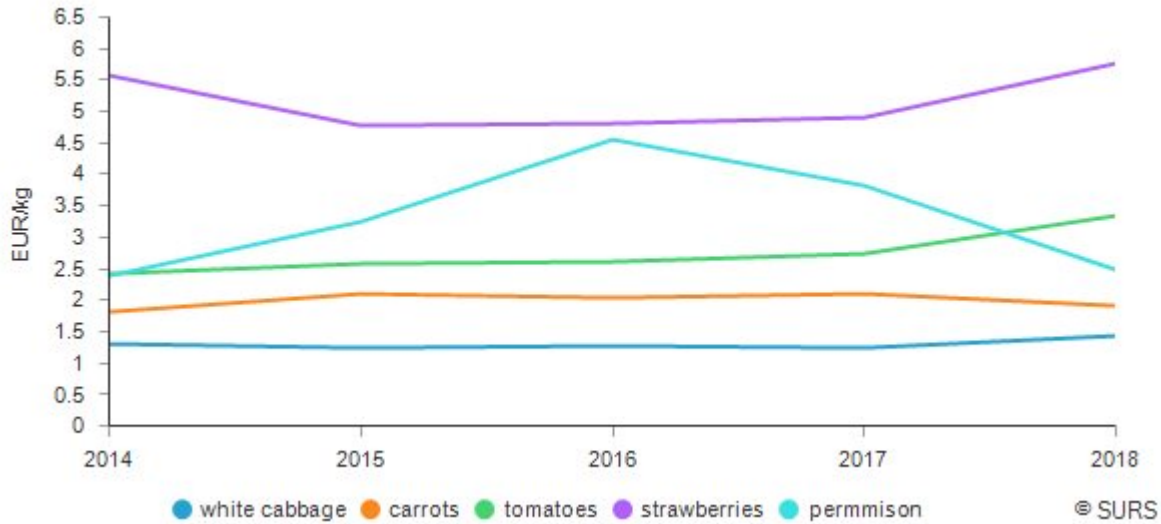
The value of fruits sold on food markets in 2018 lower than in 2017

The value of fruits sold on food markets in 2018 was more than 11% lower than in 2017. Private producers sold on food markets mostly dessert apples. The quantity of dessert apples sold in 2018 was approximately 9% lower than in 2017. The average price of dessert apples in 2018 was almost the same as a year before (EUR 1.62 per kilogram). The value of pears sold by private producers in 2018 was approximately 28% lower than a year before, due to lower sold quantity of this product (by approximately 16%) and lower average price of pears (EUR 2.00 per kilogram). The quantity of strawberries sold on food markets in 2018 was almost 10% lower. The value of sold strawberries was almost 6% higher, due to higher average price of strawberries (by about 17%).

The value of poultry meat, eggs, milk and dairy products sold on food markets higher than in 2017

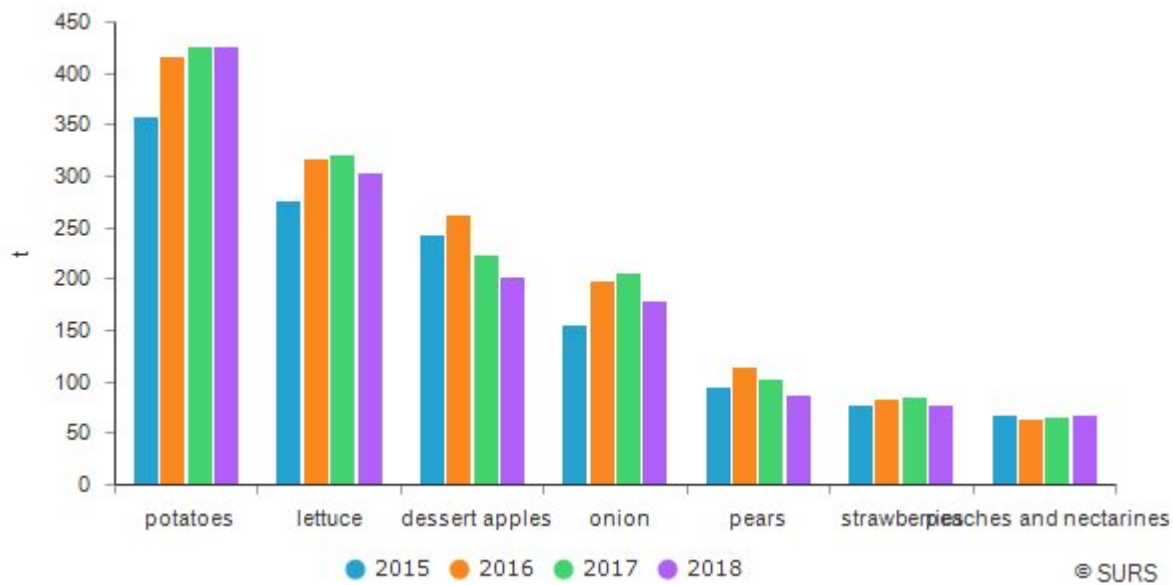
The value of poultry meat sold on food markets was more than 13% higher than a year before. The average price of sold eggs in 2018 was approximately 4% higher than in 2017, while the quantity of eggs sold on food markets was almost 8% higher. The value of fresh milk sold on food markets in 2018 was almost 26% higher than in 2017; the quantity of sold fresh milk was higher, while the average price remained about the same as a year before. The quantity of sauerkraut sold on food markets in 2018 was approximately 29% higher than in 2017. The value of sold sauerkraut was higher by almost 30%, while the average price stayed almost the same as a year before.

Chart 1: Price movement of agricultural products sold by private producers on food markets, Slovenia



Source: SURS

Chart 2: Quantities of agricultural products sold by private producers on food markets, Slovenia



Source: SURS

Table 1: Value of agricultural products sold on food markets by private producers, Slovenia


| | 2017 | 2018 | $\frac{2017}{2016}$ |
|------------------------------|---------------|---------------|---------------------|
| | 1000 EUR | | index |
| Total | 16,141 | 15,453 | 95.7 |
| Vegetables, beans, potatoes | 8,615 | 7,909 | 91.8 |
| vegetables | 7,806 | 7,297 | 93.5 |
| potatoes | 438 | 453 | 103.3 |
| Fruits | 4,126 | 3,660 | 88.7 |
| Poultry and eggs | 497 | 559 | 112.5 |
| Milk and milk products | 1,309 | 1,384 | 105.7 |
| Other products ¹⁾ | 1,593 | 1,941 | 121.8 |

1) Cereals, flour, honey, flowers, olive oil, sauerkraut, sour turnip and mushrooms.
Source: SURS

Methodological note

The quantity of agricultural products sold on food markets may be influenced by new marketing channels and marketing methods of direct sale of agricultural products.

Detailed data

 Detailed data and time series are available on the [SI-STAT data portal](#), which enables simple browsing and exporting of data in various formats. Registered users have the possibility to store tables for later browsing and to sign up to be informed when data are updated.

Author/s: Mojca Eremita

Next release:

Statistical Office of the Republic of Slovenia
Litostrojska cesta 54, 1000 Ljubljana, Slovenia

Information Centre:
phone: +386 1 241 64 04
fax: +386 1 241 53 44
info.stat@gov.si
www.stat.si/en

© Statistični urad Republike Slovenije
Use and publication of data is allowed provided the source is acknowledged.