



5 marec 2019
final data

In 2017 there were 3,486 multinational enterprise groups in Slovenia; 42% of all enterprise groups

Enterprise groups, Slovenia, 2017

In 2017 there were 8,284 enterprise groups in Slovenia. The number of multinational enterprise groups decreased by 1.7%, while the number of all-resident groups keep increasing. Nevertheless multinational groups employed 72% of all employees in the groups who generated 82% of turnover in groups.

The number of multinational enterprise groups decreased by 1.7%

In 2017, among all enterprise groups (8,284), all-resident enterprise groups represented 58%. Most of the all-resident groups were small and they connected only two legal units (75%).

There were 3,486 multinational enterprise groups, which is 1.7% less than a year before. Most of the multinational enterprise groups, 91%, were foreign controlled (92% of these groups had only one or two legal units in Slovenia). As in 2016, also in 2017 most of the foreign controlled multinational enterprise groups were controlled by Austria (17%), followed by Germany and Croatia (9% each), and Italy (8%).

There were only 327 domestically controlled multinational enterprise groups, but these groups were larger than foreign controlled multinational groups in terms of the number of legal units in Slovenia (48% of these groups were connected by at least three Slovenian legal units).

As in the previous year, most enterprises were engaged in wholesale, in professional, scientific and technical activities, and in manufacturing

In 2017 the highest share of all enterprise groups was identified in wholesale, retail and certain repair (23%), followed by professional, scientific and technical activities (17%), and manufacturing (13%).

Most of the all-resident enterprise groups were identified in professional, scientific and technical activities (21%). Domestically controlled multinational enterprise groups prevailed in manufacturing (35%), while foreign controlled multinational enterprise groups prevailed in wholesale, retail and certain repair (31%).

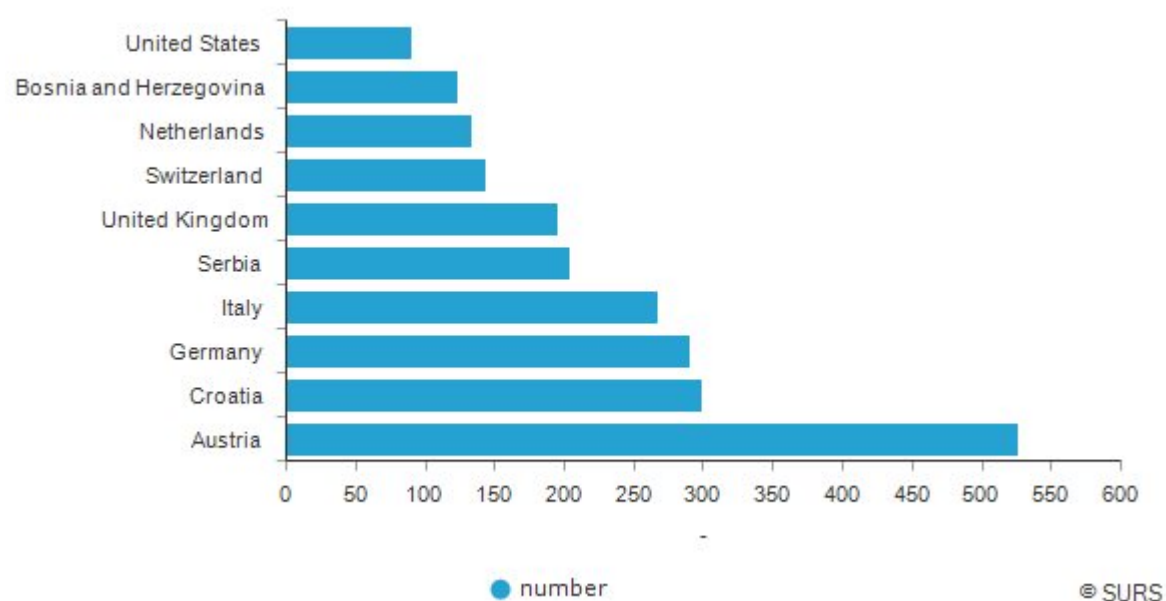
Large and medium-sized¹ enterprises integrated into enterprise groups employed a third of all employees in all enterprises in Slovenia

In 2017, 13,230 enterprises in Slovenia were integrated into enterprise groups, which is 0.2% less than a year before, but they employed 5% more employees. Micro¹ enterprises represented 77% of all enterprises integrated into enterprise groups, but they generated only 8% of total turnover generated by enterprises that are part of enterprise groups. In 2017, the number of micro and small¹ enterprises decreased by 0.5% compared to 2016, while the number of medium-sized and large¹ enterprises increased by 2.8% (by 30).

As regards the size of the enterprises, 30% of large and medium-sized enterprises¹ were integrated into multinational and 15% into all-resident enterprise groups. These enterprises generated 49% of total turnover of enterprises in Slovenia and employed 32% of all employees in all enterprises in Slovenia.

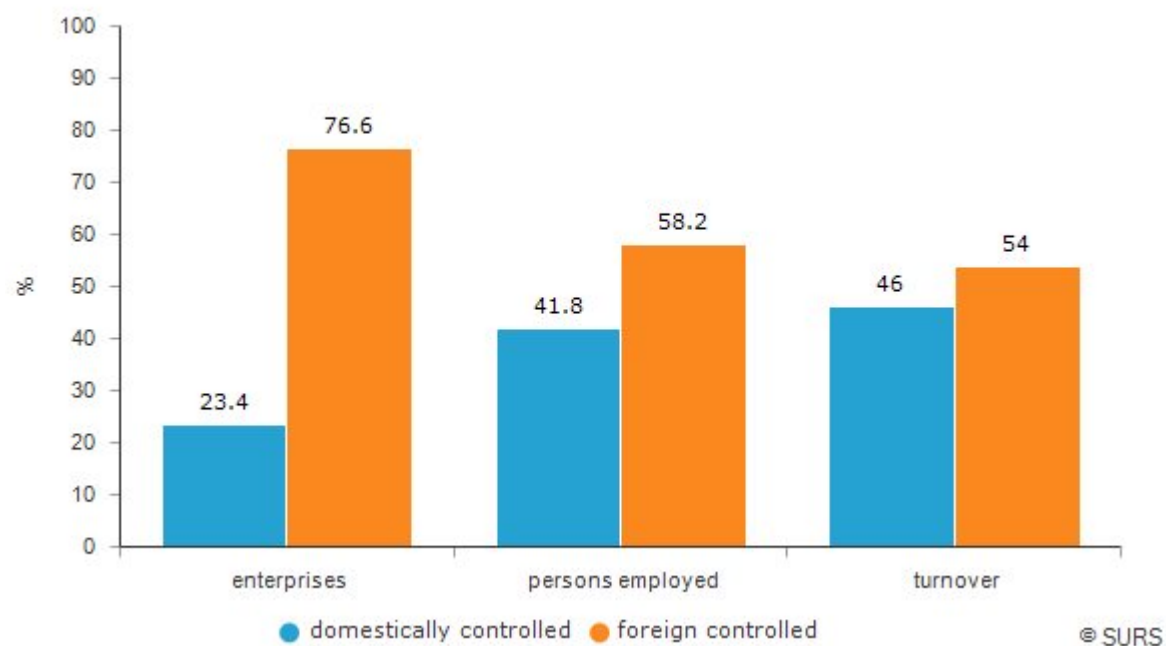
¹Size classes of enterprises by number of persons employed: micro enterprises (0–9), small enterprises (10–49), medium-sized enterprises (50–249), large enterprises (250+).

Foreign controlled multinational enterprise groups by the most frequent countries of control, Slovenia, 2017



Source: SURS

Enterprises integrated into multinational enterprise groups, Slovenija, 2017




Source: SURS

Enterprise groups by group type, Slovenija

| | 2016 | 2017 | $\frac{2017}{2016}$ |
|---------------------------------|--------------|--------------|---------------------|
| | number | | index |
| Total | 8,230 | 8,284 | 100.7 |
| All-resident enterprise groups | 4,685 | 4,798 | 102.4 |
| Multinational enterprise groups | 3,545 | 3,486 | 98.3 |
| domestically controlled | 462 | 327 | 70.8 |
| foreign controlled | 3,083 | 3,159 | 102.5 |

Source: SURS

Detailed data

 Detailed data and time series are available on the [SI-STAT data portal](#), which enables simple browsing and exporting of data in various formats. Registered users have the possibility to store tables for later browsing and to sign up to be informed when data are updated.

Author/s: Mojca Zaletel

Next release:

Statistical Office of the Republic of Slovenia

Litostrojska cesta 54, 1000 Ljubljana, Slovenia

Information Centre:

phone: +386 1 241 64 04

fax: +386 1 241 53 44

info.stat@gov.si

www.stat.si/en

© Statistični urad Republike Slovenije

Use and publication of data is allowed provided the source is acknowledged.