



20 februar 2019
provisional data

In January 2019, 2% more building permits issued in Slovenia; the floor area 19% smaller than in December 2018

Statistics of building permits, Slovenia, January 2019

In January 2019, 9% more building permits were issued for residential buildings and 3% fewer for non-residential buildings than in December 2018. The floor area of residential buildings was 28% smaller and of non-residential buildings 7% smaller than in December 2018.

In January 2019, 2% more building permits issued than in December 2018

In January 2019, 2% more building permits were issued in Slovenia than in December 2018. For residential buildings 9% more and for non-residential 3% fewer building permits were issued than in December 2018. The total floor area of buildings was a little more than 149,000 m², which is 19% less than in December 2018. The floor area of residential buildings was 28% smaller and of non-residential buildings 7% smaller. The floor area of residential buildings was smaller mainly due to construction of larger three- and more dwelling buildings in December, while in January mostly construction of two-dwelling buildings was planned.

In January 2019, 97% of all building permits were issued for new constructions and 3% for conversions. In comparison with December 2018, the number of building permits for new constructions increased by 2% and the planned floor area decreased by 20%. The planned floor area was smaller mainly due to smaller floor area for two- and more dwelling buildings.

Fewer dwellings planned than in December 2018

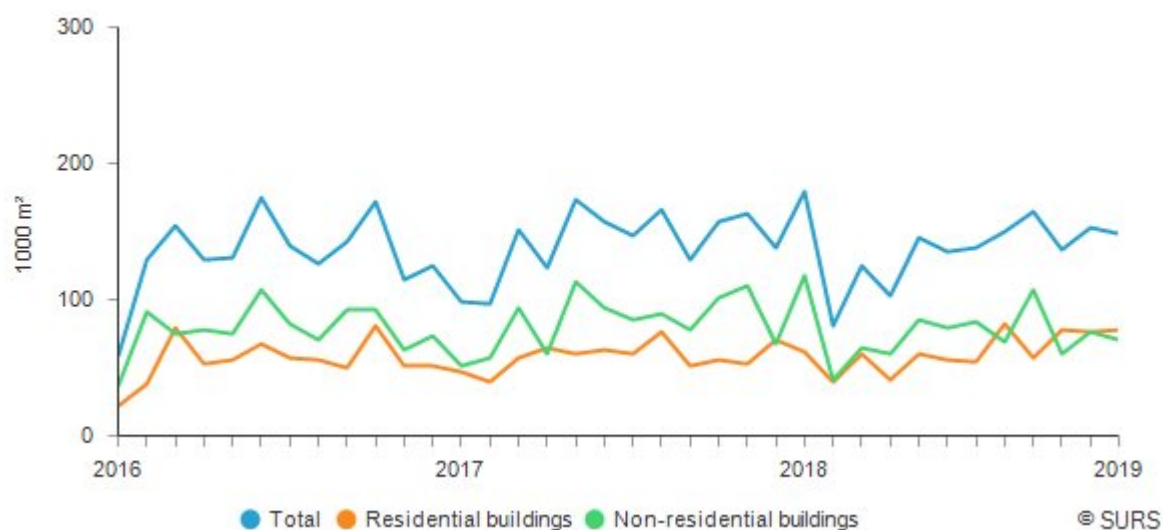
By issuing building permits, in January 2019 construction of 357 dwellings was planned, which is 22% fewer than in December 2018. In one-dwelling buildings 266 dwellings were planned, which is 6% more than in December 2018. In two- and more dwelling buildings 90 dwellings were planned, which is more than 50% fewer than were planned in December 2018. Fewer dwellings were planned in three- and more dwelling buildings; in January 2019 38 dwellings and in December 2018 194 dwellings. In two-dwelling buildings 52 dwellings were planned (in December 2018 12 dwellings). One dwelling was planned in non-residential building.

By issuing building permits in January 2019, 20% fewer newly built dwellings were planned and the planned floor area of these dwellings was 1% smaller than in December 2018.

Most dwellings to be built in the Osrednjeslovenska statistical region

In January 2019 most dwellings were planned in the Osrednjeslovenska statistical region: 110 dwellings or 31% of all. Osrednjeslovenska was followed by Podravska, where 73 dwellings were planned (20% of all), and Gorenjska, where 39 dwellings were planned (11% of all). In other statistical regions fewer dwellings were planned, the fewest in Zasavska, only 2.

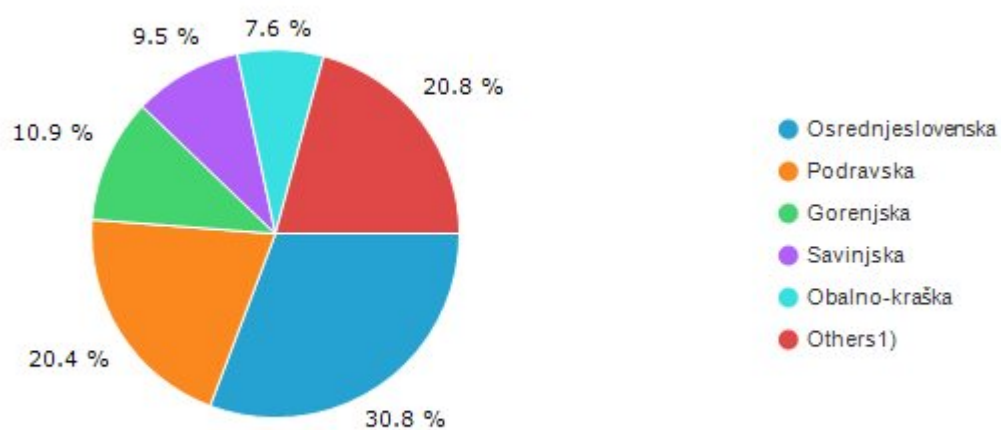
Floor area of buildings, Slovenia, January 2016 – January 2019¹⁾



1) Data for 2018 and 2019 are provisional.

Source: SURS

Planned dwellings by statistical regions, Slovenia, January 2019



© SURS

1) Including Goriška, Jugovzhodna Slovenija, Koroška, Pomurska, Posavska, Primorsko-notranjska and Zasavska statistical regions.

Source: SURS

Building permits for buildings and planned dwellings, Slovenia, January 2019

	Buildings		Planned dwellings	
	number	m ²	number	m ²
Total	643	149,014	357	55,980
residential buildings	298	77,612	356	55,841
non-residential buildings	345	71,402	1	139

Source: SURS

Indices of building permits, Slovenia


	New buildings		Planned new dwellings	
	I 2019 XII 2018	I 2019 I 2018	I 2019 XII 2018	I 2019 I 2018
number	101.8	123.5	80.0	126.2
floor area	80.5	80.2	99.2	142.5

Source: SURS

Methodological note

Final data for 2018 will be published on 19 April 2019.

Detailed data

 Detailed data and time series are available on the [SI-STAT data portal](#), which enables simple browsing and exporting of data in various formats. Registered users have the possibility to store tables for later browsing and to sign up to be informed when data are updated.

Author/s: Špela Kastelic

Next release: 20. 3. 2019

Statistical Office of the Republic of Slovenia

Litostrojska cesta 54, 1000 Ljubljana, Slovenia

Information Centre:

phone: +386 1 241 64 04

fax: +386 1 241 53 44

info.stat@gov.si

www.stat.si/en

© Statistični urad Republike Slovenije

Use and publication of data is allowed provided the source is acknowledged.