



12 oktober 2018
provisional data

The prices of agricultural products in August 2018 on average 1.0% higher than in August 2017

Producer price indices of agricultural products, Slovenia, August 2018

In August 2018 the prices of agricultural products were on average 1.0% higher than in August 2017. The prices of crop products increased on average by 5.4%, while the prices of animals and animal products were 0.9% lower.

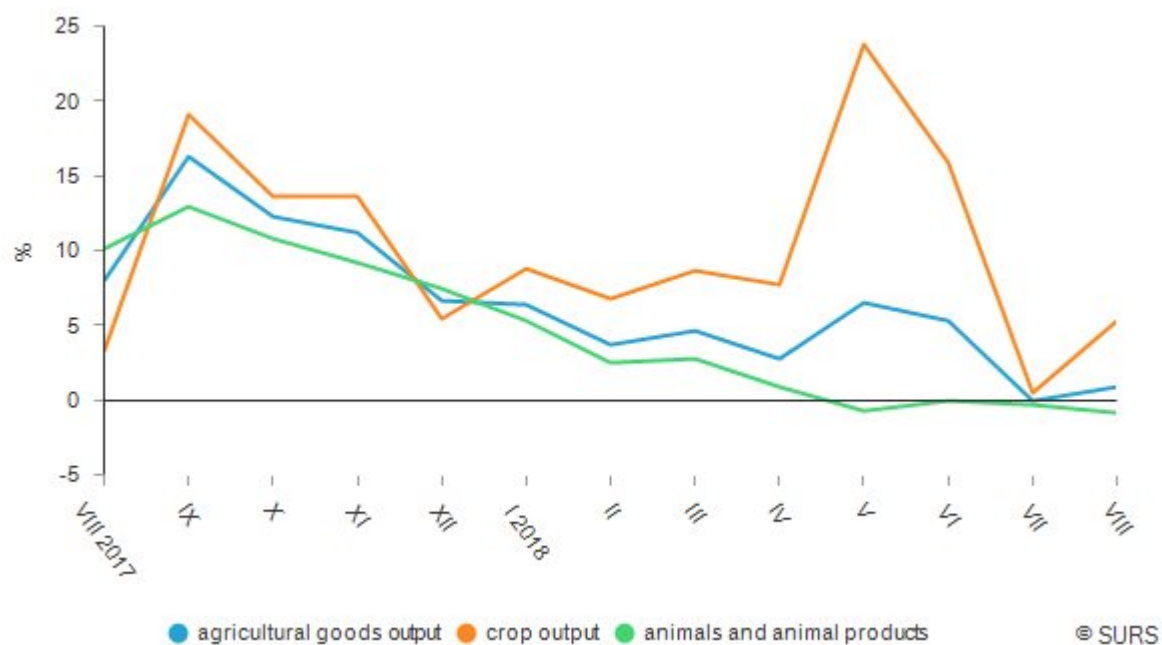
The prices of vegetables on average 4.6% higher than in August 2017

In August 2018 the prices of crop products were on average 5.4% higher than in August 2017. Prices were on average higher in all groups, except the prices of industrial plants, which were 16.6% lower. The increase was caused by higher prices of vegetables and cereals. Vegetable prices were on average higher by 4.6% and cereals prices by 7.9%. Fruit prices increased on average by 0.4% mostly due to higher average prices of dessert apples and peaches. Potato prices were higher on average by 14.3% and wine prices by 5.4%.

The average price of milk 2.1% lower than in August 2017

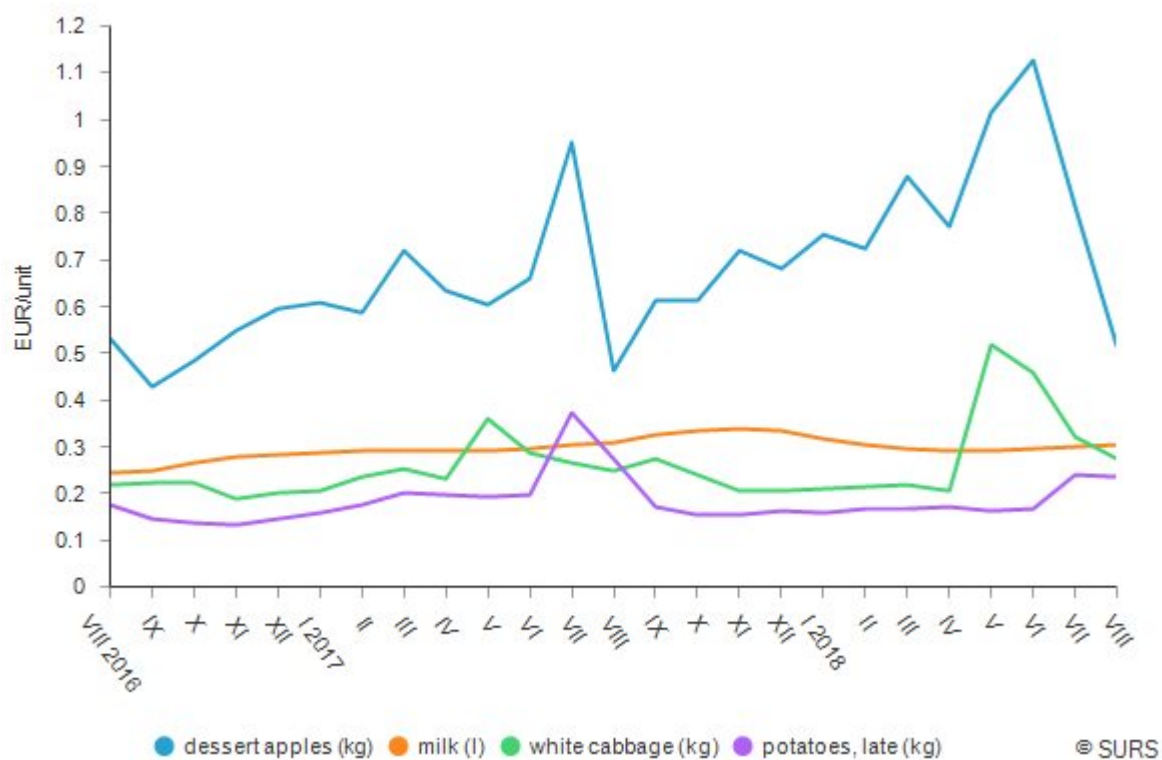
In August 2018 the prices of animals and animal products were on average 0.9% lower than in August 2017. The prices of animal products were lower on average by 2.1% due to lower milk price (also by 2.1%) as well the average egg price (by 0.4%). The prices of animals for slaughter were higher on average by 0.4%. Cattle prices went up the most (on average by 1.7%); higher were also poultry prices (on average by 0.9%), while pig prices were on average 5.7% lower.

Annual growth rates of producer prices of agricultural products, Slovenia



Source: SURS

Monthly price movements of some agricultural products, Slovenia



Source: SURS

Producer price indices of agricultural products, Slovenia

	VIII 2018 Ø 2015	VIII 2018 VIII 2017
AGRICULTURAL GOODS OUTPUT	103.31	101.0
Agricultural goods output, excl. fruits and vegetables	102.01	100.7
CROP OUTPUT	110.77	105.4
Crop output, excluding fruits and vegetables	112.27	109.2
Cereals	94.45	107.9
Industrial plants	55.24	83.4
Vegetables and horticultural products	107.54	104.6
fresh vegetables	107.54	104.6
plants and flowers	-	-
Potatoes (including seeds)	141.51	114.3
Fruits	112.35	100.4
Wine	106.00	105.4
ANIMALS AND ANIMAL PRODUCTS	100.15	99.1
Animals for slaughter	98.34	100.4
Animal products	101.93	97.9


- no occurrence of event

Source: SURS

Methodological note

Monthly data for the current year are provisional. With each First Release the data can be corrected and completed with new data. Monthly data get status of final data with the publication of annual data (at the latest at the end of February next year).

Detailed data

 Detailed data and time series are available on the [SI-STAT data portal](#), which enables simple browsing and exporting of data in various formats. Registered users have the possibility to store tables for later browsing and to sign up to be informed when data are updated.

Author/s: Polona Špajzer Šraj

Next release: 14. 11. 2018

Statistical Office of the Republic of Slovenia

Litostrojska cesta 54, 1000 Ljubljana, Slovenia

Information Centre:

phone: +386 1 241 64 04

fax: +386 1 241 53 44

info.stat@gov.si

www.stat.si/en

© Statistični urad Republike Slovenije

Use and publication of data is allowed provided the source is acknowledged.