



## **In 2016 gross fixed capital formation in Vzhodna Slovenija lower by 3.2% and in Zahodna Slovenija by 2.7%**

Gross Fixed Capital Formation by Region, Slovenia, 2016

*In 2016, gross fixed capital formation (GFCF) decreased by 3.7% in real terms. The share of total investments was higher in cohesion region Zahodna Slovenija, i.e. 53.5% of all GFCF, which amounts to a 15% higher value than in cohesion region Vzhodna Slovenija.*

### **In 2016 a decline in investment activity**

In 2016, gross fixed capital formation (GFCF) amounted to EUR 7,082 million, which is nominally 3.2% (in real terms 3.7%) lower than in the previous year. In cohesion region Vzhodna Slovenija GFCF was nominally lower by 3.7% and in cohesion region Zahodna Slovenija by 2.7%. As in the previous year, the drop in investment activity in 2016 is mainly related to the decline in government investment due to the transition to the new European Financial Perspective 2014-2020.

### **A fall in investments in public administration, defence, education, and healthcare and social work activities**

In both cohesion regions, the GFCF growth dynamics was positively affected mainly by the growth of the GFCF in wholesale and retail trade, transport, accommodation and food service activities (sections G, H, I) and manufacturing (section C). The fall in GFCF in public administration, defence, education, and healthcare and social work activities (sections O, P, Q) had a significant negative impact on GFCF growth in both cohesion regions.

### **53.5% of all GFCF generated in Zahodna Slovenija**

More than a half of investment value was generated in cohesion region Zahodna Slovenija, i.e. 53.5% of all GFCF, which amounts to a 15% higher value than in cohesion region Vzhodna Slovenija. According to the value of investments generated, Zahodna Slovenija dominated over Vzhodna Slovenija most markedly in financial and insurance activities (section K; 88% of GFCF of the industry was generated in Zahodna Slovenija), professional, scientific and technical activities, and administrative and support service activities (sections M and N; 82%) and information and communication activities (section J; 72%).

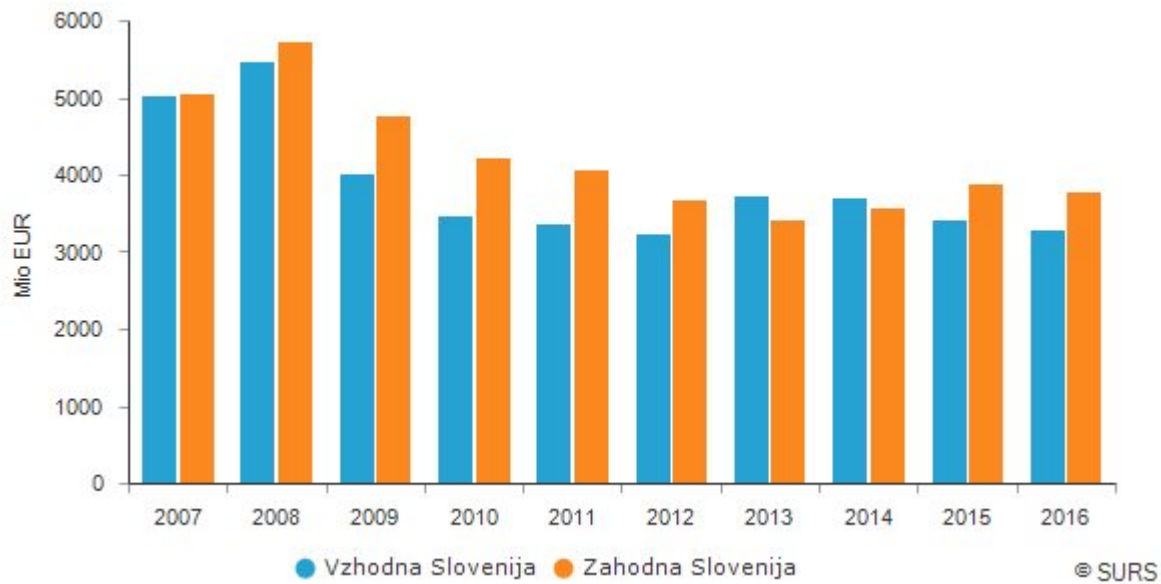
### **The majority of investments in basic activities generated in Vzhodna Slovenija**

In comparison with Zahodna Slovenia, in the east more GFCF was generated in basic activities (sections of activities from A to F). In agriculture, forestry and fishing activities (section A) 71% of GFCF and in mining and quarrying, manufacturing, electricity and water supply, and waste management (sections B,C,D,E) 56% of GFCF was generated in the east.

### **We are also publishing revised data for 2014 and 2015**

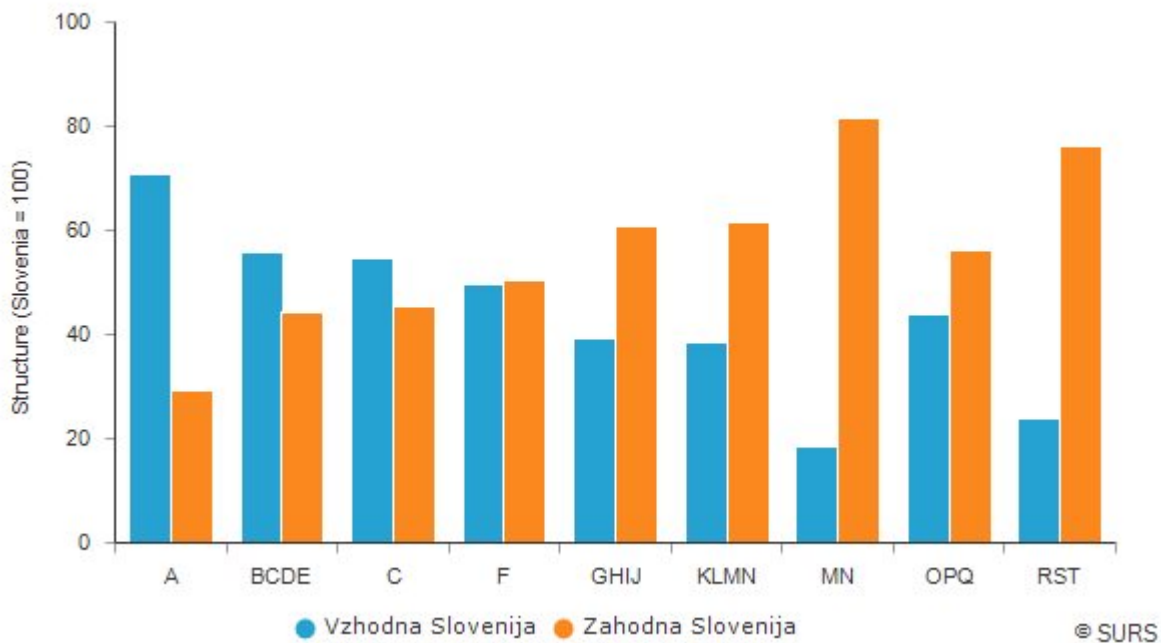
In today's release on GFCF we are publishing the revised data for 2014 and 2015. The differences from previously published data on GFCF by region are due to routine annual revisions and harmonization with data on investments at the national level.

## Gross fixed capital formation, cohesion region, Slovenia



Source: SURS

## Gross fixed capital formation by groups of activities, cohesion region, Slovenia, 2016



Source: SURS

## Gross fixed capital formation, cohesion region, Slovenia

	2012	2013	2014	2015	2016
<b>Mio EUR</b>					
<b>Slovenia</b>	<b>6,934</b>	<b>7,175</b>	<b>7,287</b>	<b>7,313</b>	<b>7,082</b>
Vzhodna Slovenija	3,242	3,748	3,702	3,418	3,291
Zahodna Slovenija	3,692	3,426	3,584	3,896	3,792
<b>Structure (%)</b>					
<b>Slovenia</b>	<b>100.0</b>	<b>100.0</b>	<b>100.0</b>	<b>100.0</b>	<b>100.0</b>
Vzhodna Slovenija	46.8	52.2	50.8	46.7	46.5
Zahodna Slovenija	53.2	47.8	49.2	53.3	53.5
<b>Per capita (EUR)</b>					
<b>Slovenia</b>	<b>3,371</b>	<b>3,484</b>	<b>3,534</b>	<b>3,545</b>	<b>3,430</b>
Vzhodna Slovenija	2,950	3,418	3,384	3,128	3,014
Zahodna Slovenija	3,854	3,559	3,704	4,014	3,897


## Gross fixed capital formation by activities, cohesion region, Slovenia

	2012	2013	2014	2015	2016
	Structure (%)				
<b>Vzhodna Slovenija</b>	<b>100.0</b>	<b>100.0</b>	<b>100.0</b>	<b>100.0</b>	<b>100.0</b>
A Agriculture, forestry and fishing	5.3	4.4	5.0	5.9	6.7
BCDE Mining and quarrying; manufacturing; electricity supply; water supply; waste management	41.1	48.3	41.8	37.7	39.1
of which: C Manufacturing	26.3	25.5	27.7	28.8	31.2
F Construction	2.7	2.3	2.4	3.2	2.7
GHI Trade; transportation; accommodation and food service activities	11.3	9.2	9.9	11.8	15.5
J Information and communication	2.9	1.5	2.0	1.8	2.8
K Financial and insurance activities	1.4	0.9	0.9	0.8	0.7
L Real estate activities	14.5	12.1	12.2	13.6	14.8
MN Professional, scientific and technical activities; administrative and support service activities	4.5	3.2	2.6	2.7	2.2
OPQ Public administration, defence; education; human health and social work activities	15.2	17.1	22.5	21.5	14.3
RST Arts, entertainment and recreation; other service activities and activities of household	1.1	0.8	0.8	0.9	1.1
<b>Zahodna Slovenija</b>	<b>100.0</b>	<b>100.0</b>	<b>100.0</b>	<b>100.0</b>	<b>100.0</b>
A Agriculture, forestry and fishing	1.6	2.2	1.9	2.2	2.4
BCDE Mining and quarrying; manufacturing; electricity supply; water supply; waste management	24.0	25.1	23.5	23.8	27.1
of which: C Manufacturing	19.2	19.5	19.7	20.0	22.6

F Construction	1.5	1.0	1.6	1.5	2.4
GHI Trade; transportation; accommodation and food service activities	13.8	14.7	14.9	16.1	18.5
J Information and communication	5.6	6.2	6.4	6.8	6.3
K Financial and insurance activities	6.3	4.0	4.0	4.6	4.6
L Real estate activities	12.8	12.2	10.7	9.6	11.3
MN Professional, scientific and technical activities; administrative and support service activities	8.8	9.3	8.3	8.6	8.6
OPQ Public administration, defence; education; human health and social work activities	22.3	23.7	27.2	24.3	15.8
RST Arts, entertainment and recreation; other service activities and activities of household	3.3	1.7	1.4	2.5	3.1

Source: SURS

### Detailed data

 Detailed data and time series are available on the [SI-STAT data portal](#), which enables simple browsing and exporting of data in various formats. Registered users have the possibility to store tables for later browsing and to sign up to be informed when data are updated.

**Author/s:** [Matevž Meze](#)

**Next release:** 10. 10. 2019

**Statistical Office of the Republic of Slovenia**  
Litostrojska cesta 54, 1000 Ljubljana, Slovenia

Information Centre:  
phone: +386 1 241 64 04  
fax: +386 1 241 53 44  
[info.stat@gov.si](mailto:info.stat@gov.si)  
[www.stat.si/en](http://www.stat.si/en)

© Statistični urad Republike Slovenije  
Use and publication of data is allowed provided the source is acknowledged.