




POSLOVNE TENDENCE

BUSINESS TENDENCY



junij 2022
June 2022

PREDELOVALNE DEJAVNOSTI / MANUFACTURING	3
1 KAZALNIK ZAUPANJA / CONFIDENCE INDICATOR.....	3
2 GIBANJE EKONOMSKIH KAZALNIKOV / EVOLUTION OF ECONOMIC INDICATORS	4
TRGOVINA NA DROBNO / RETAIL TRADE	7
3 KAZALNIK ZAUPANJA / CONFIDENCE INDICATOR.....	7
4 GIBANJE EKONOMSKIH KAZALNIKOV / EVOLUTION OF ECONOMIC INDICATORS	8
GRADBENIŠTVO / CONSTRUCTION.....	10
5 KAZALNIK ZAUPANJA / CONFIDENCE INDICATOR.....	10
6 GIBANJE EKONOMSKIH KAZALNIKOV / EVOLUTION OF ECONOMIC INDICATORS	11
STORITVENE DEJAVNOSTI / SERVICES	13
7 KAZALNIK ZAUPANJA / CONFIDENCE INDICATOR.....	13
8 GIBANJE EKONOMSKIH KAZALNIKOV / EVOLUTION OF ECONOMIC INDICATORS	14

POSLOVNE TENDENCE V PREDELOVALNIH DEJAVNOSTIH

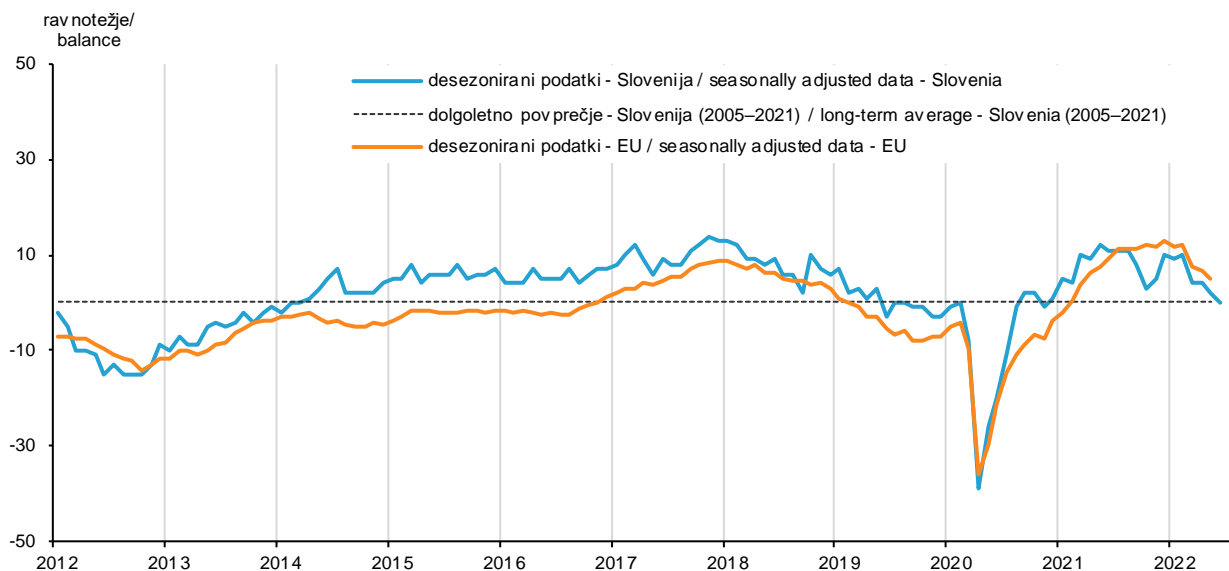
BUSINESS TENDENCY IN MANUFACTURING

1 KAZALNIK ZAUPANJA V PREDELOVALNIH DEJAVNOSTIH

CONFIDENCE INDICATOR IN MANUFACTURING

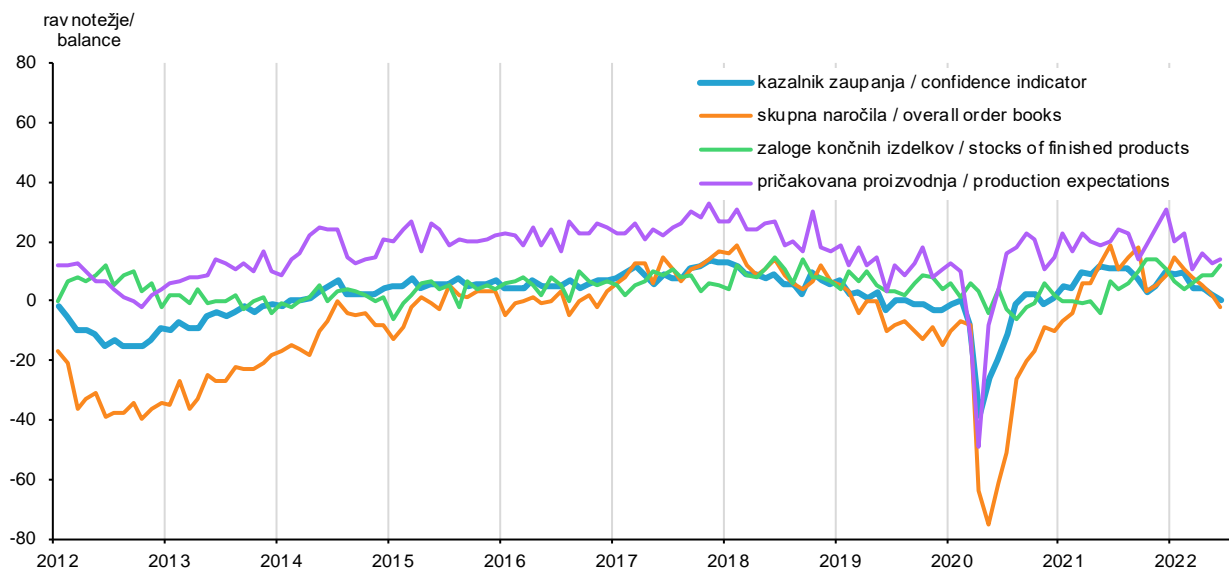
1.1 KAZALNIK ZAUPANJA V PREDELOVALNIH DEJAVNOSTIH V SLOVENIJI IN EU¹⁾

CONFIDENCE INDICATOR IN MANUFACTURING IN SLOVENIA AND EU¹⁾



1.2 KOMPONENTE KAZALNIKA ZAUPANJA V PREDELOVALNIH DEJAVNOSTIH, SLOVENIJA

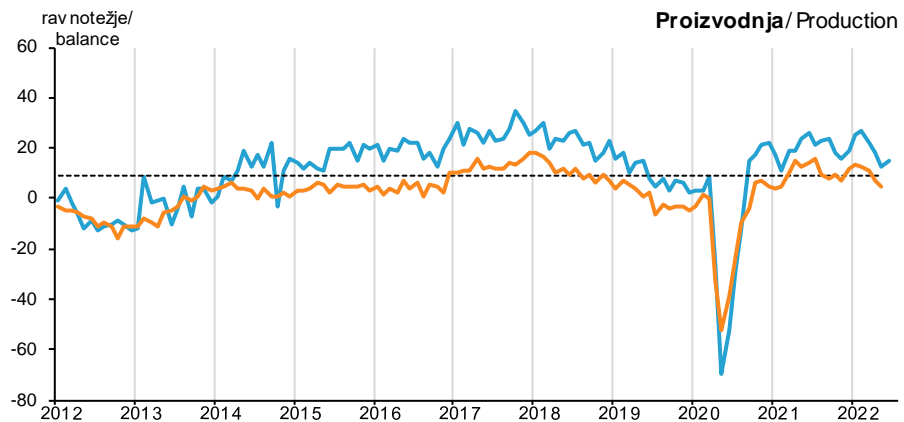
COMPONENTS OF CONFIDENCE INDICATOR IN MANUFACTURING, SLOVENIA



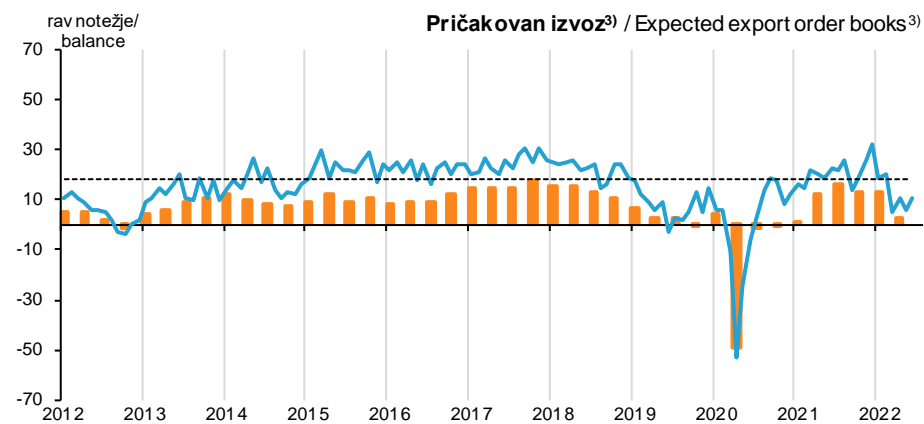
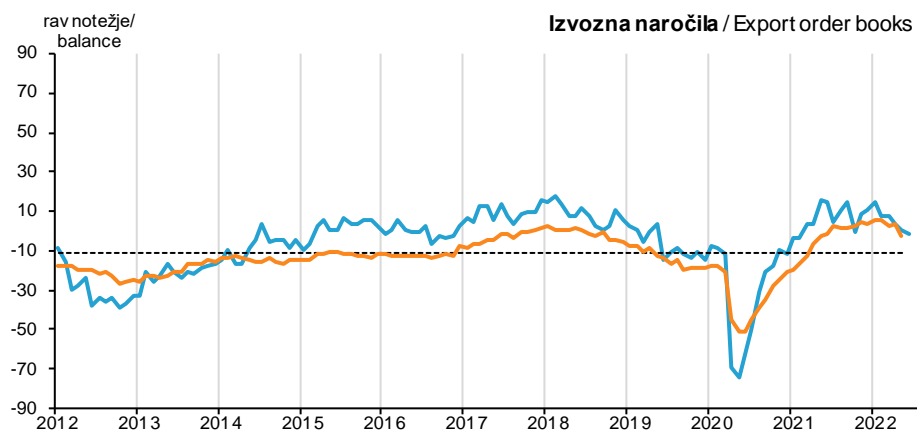
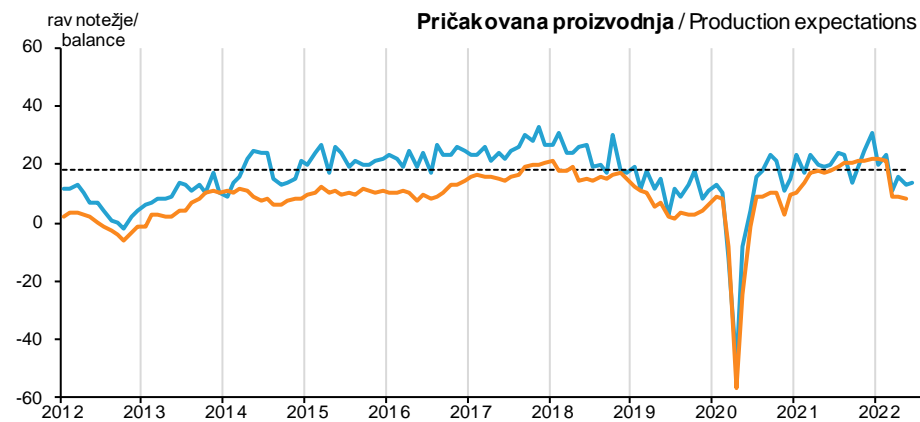
1) Vir: Podatki [Evropske komisije](#) z licenco [CC BY 4.0](#)
Source: [European Commission](#) data, licensed under [CC BY 4.0](#)

2 GIBANJE EKONOMSKIH KAZALNIKOV V PREDELOVALNIH DEJAVNOSTIH V SLOVENIJI IN EU¹⁾ EVOLUTION OF ECONOMIC INDICATORS IN MANUFACTURING IN SLOVENIA AND EU¹⁾

Ocena stanj
Appreciation of situation



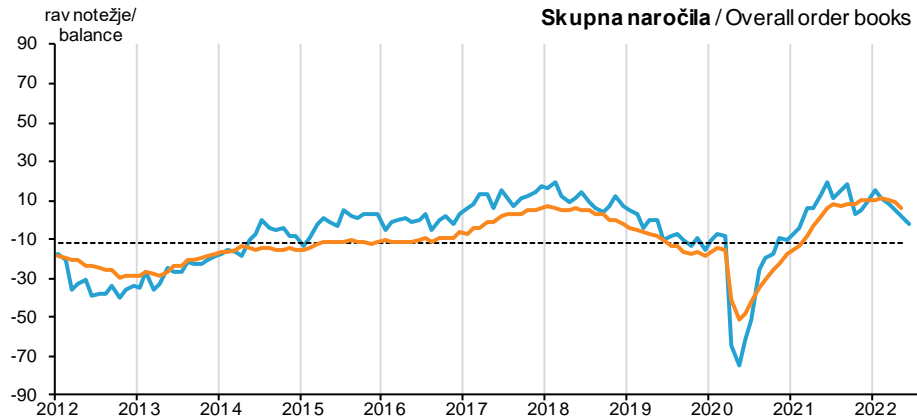
Pričakovanja v naslednjih 3 mesecih
Expectations in the next 3 months



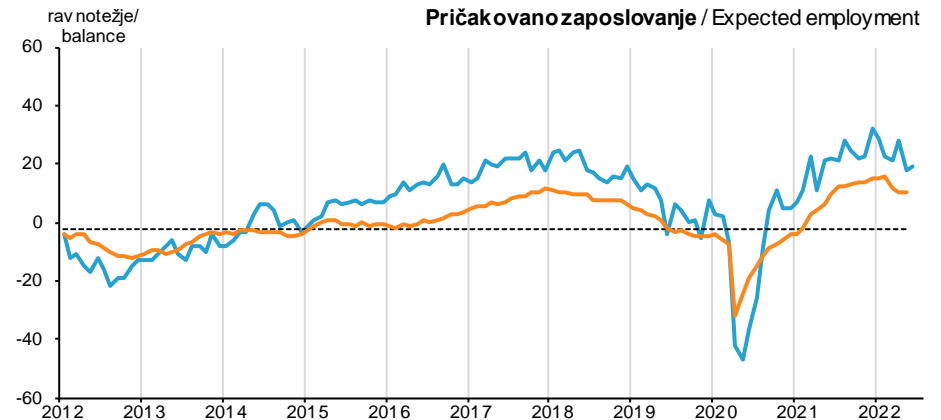
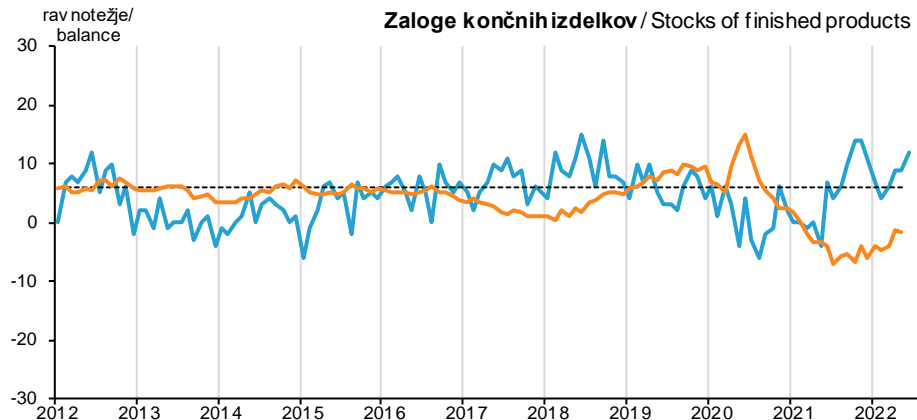
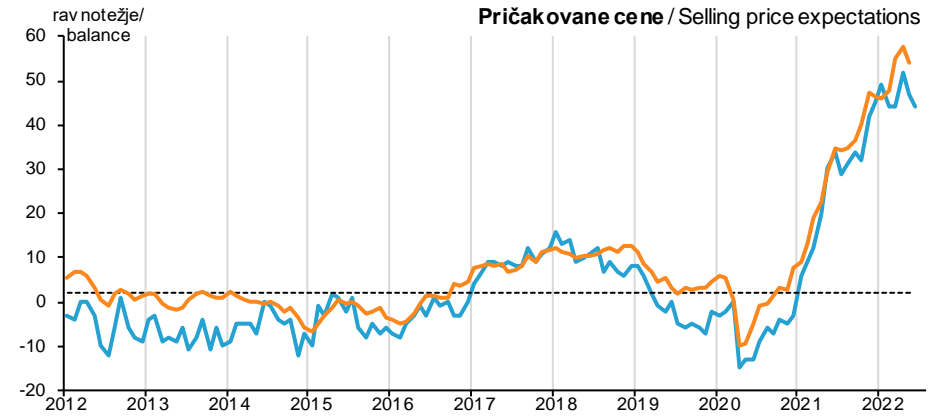
— desezonirani podatki Slovenija / seasonally adjusted data Slovenia
— desezonirani podatki EU / seasonally adjusted data EU

- - - dolgoletno povprečje Slovenija (2005–2021) / long-term average Slovenia (2005–2021)

Ocena stanja
Appreciation of situation



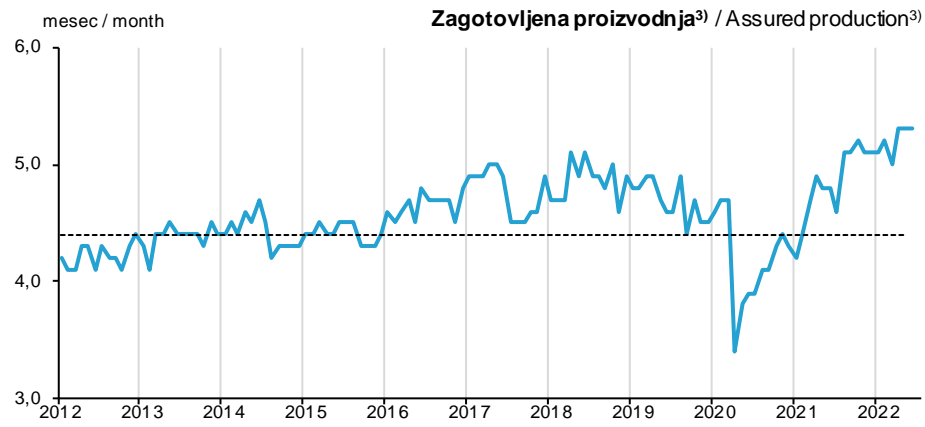
Pričakovanja v naslednjih 3 mesecih
Expectations in the next 3 months



— desezonirani podatki Slovenija / seasonally adjusted data Slovenia
— desezonirani podatki EU / seasonally adjusted data EU

- - - dolgoletno povprečje Slovenija (2005–2021) / long-term average Slovenia (2005–2021)

Ocena stanj
Appreciation of situation



— desezonirani podatki Slovenija / seasonally adjusted data Slovenia
— desezonirani podatki EU / seasonally adjusted data EU

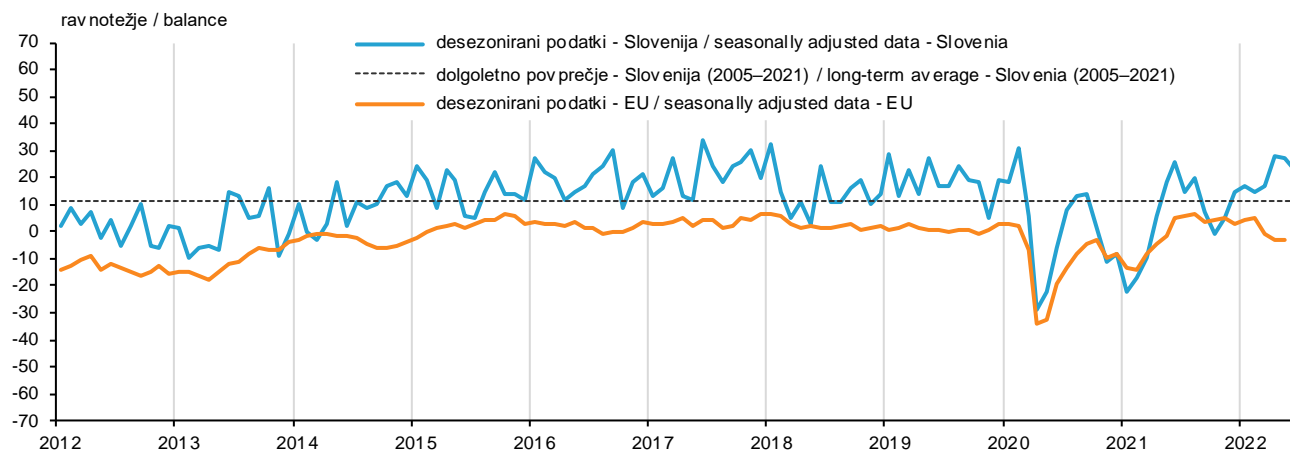
- - - dolgoletno povprečje Slovenija (2005–2021) / long-term average Slovenia (2005–2021)

- 1) Vir: Podatki [Evropske komisije](#) z licenco [CC BY 4.0](#)
Source: [European Commission](#) data, licensed under [CC BY 4.0](#)
- 2) Podatki za EU niso na voljo. / Data for EU are not available.
- 3) Kazalnik opazujejo v EU vsake tri mesece. / In the EU the indicator is observed every three months.

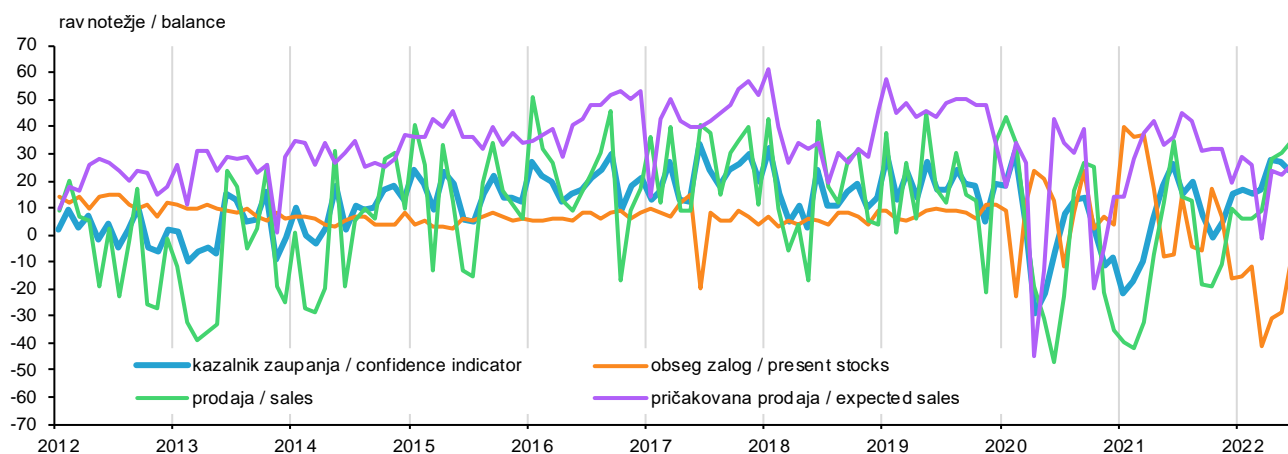
POSLOVNE TENDENCE V TRGOVINI NA DROBNO BUSINESS TENDENCY SURVEY IN RETAIL TRADE

3 KAZALNIK ZAUPANJA V TRGOVINI NA DROBNO CONFIDENCE INDICATOR IN RETAIL TRADE

3.1 KAZALNIK ZAUPANJA V TRGOVINI NA DROBNO V SLOVENIJI IN EU¹⁾ CONFIDENCE INDICATOR IN RETAIL TRADE IN SLOVENIA AND EU¹⁾



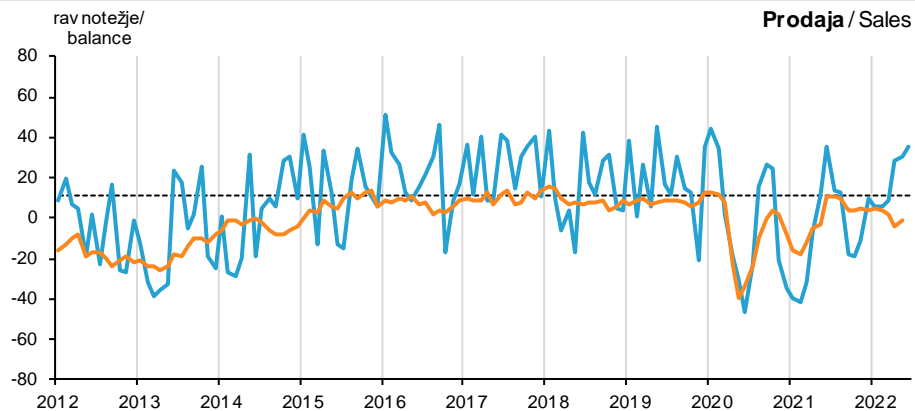
3.2 KOMPONENTE KAZALNIKA ZAUPANJA V TRGOVINI NA DROBNO, SLOVENIJA COMPONENTS OF CONFIDENCE INDICATOR IN RETAIL TRADE, SLOVENIA



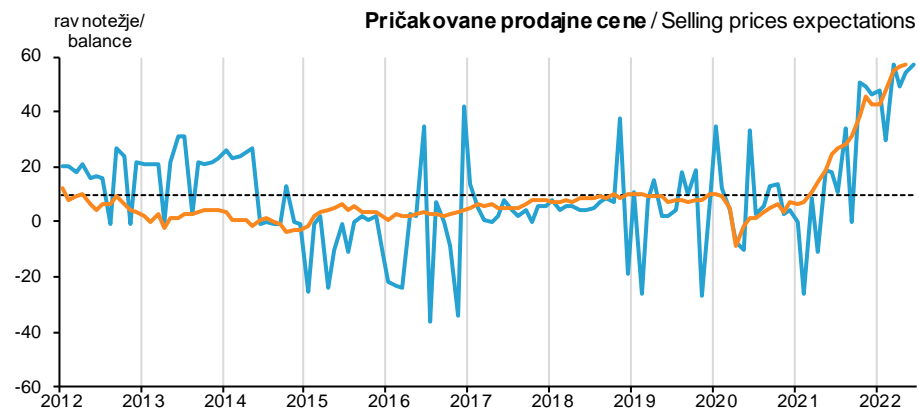
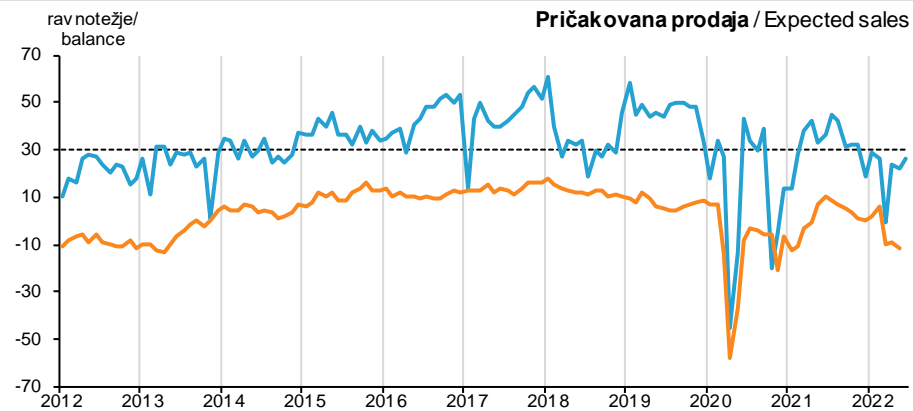
1) Vir: Podatki [Evropske komisije](#) z licenco [CC BY 4.0](#)
Source: [European Commission](#) data, licensed under [CC BY 4.0](#)

4 GIBANJE EKONOMSKIH KAZALNIKOV V TRGOVINI NA DROBNO V SLOVENIJI IN EU¹⁾ EVOLUTION OF ECONOMIC INDICATORS IN RETAIL TRADE IN SLOVENIA AND EU¹⁾

Ocena stanj
Appreciation of situation



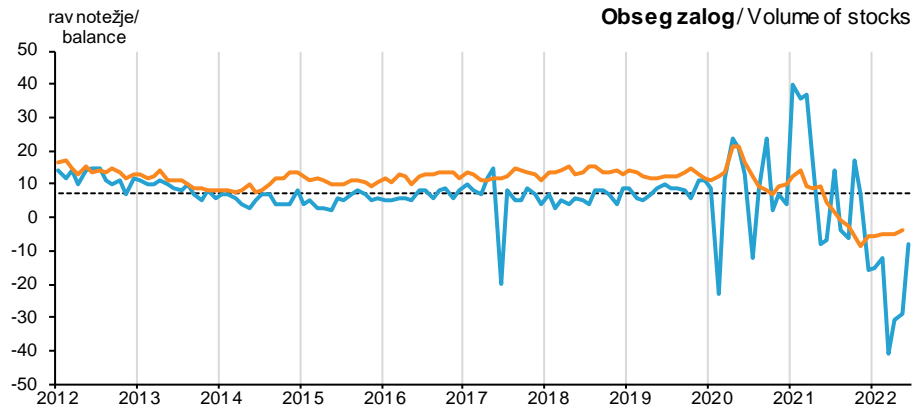
Pričakovanja v naslednjih 3 mesecih
Expectations in the next 3 months



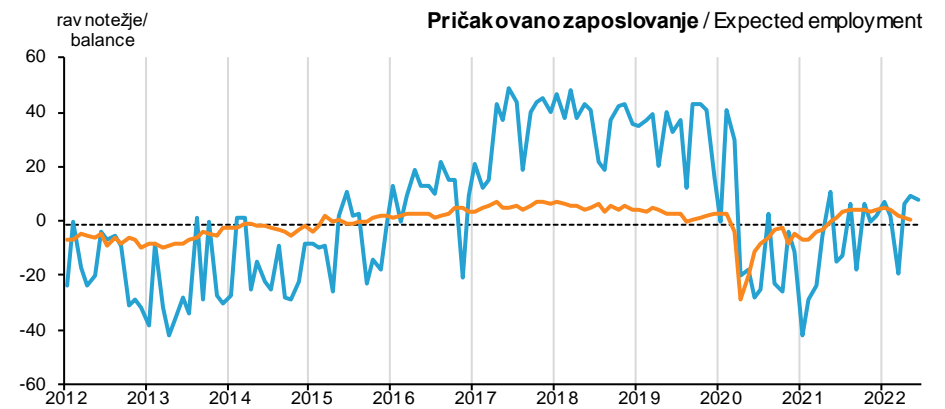
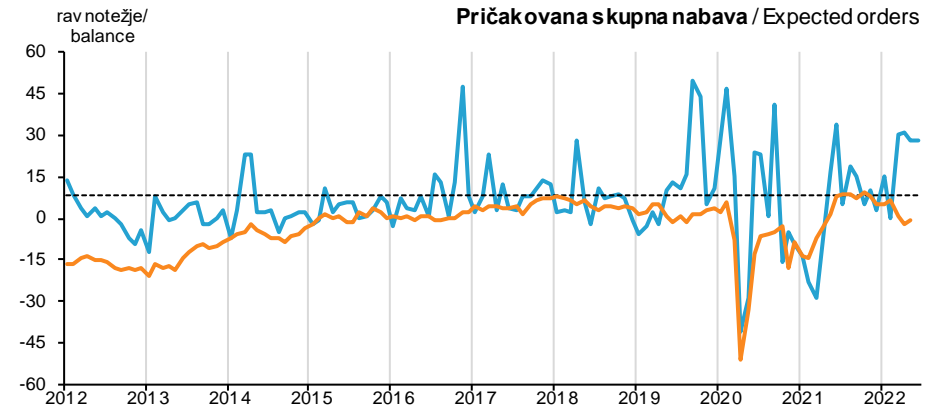
— desezonirani podatki Slovenija / seasonally adjusted data Slovenia
— desezonirani podatki EU / seasonally adjusted data EU

- - - dolgoletno povprečje Slovenija (2005–2021) / long-term average Slovenia (2005–2021)

Ocena stanj
Appreciation of situation



Pričakovanja v naslednjih 3 mesecih
Expectations in the next 3 months



— desezonirani podatki Slovenija / seasonally adjusted data Slovenia
— desezonirani podatki EU / seasonally adjusted data EU

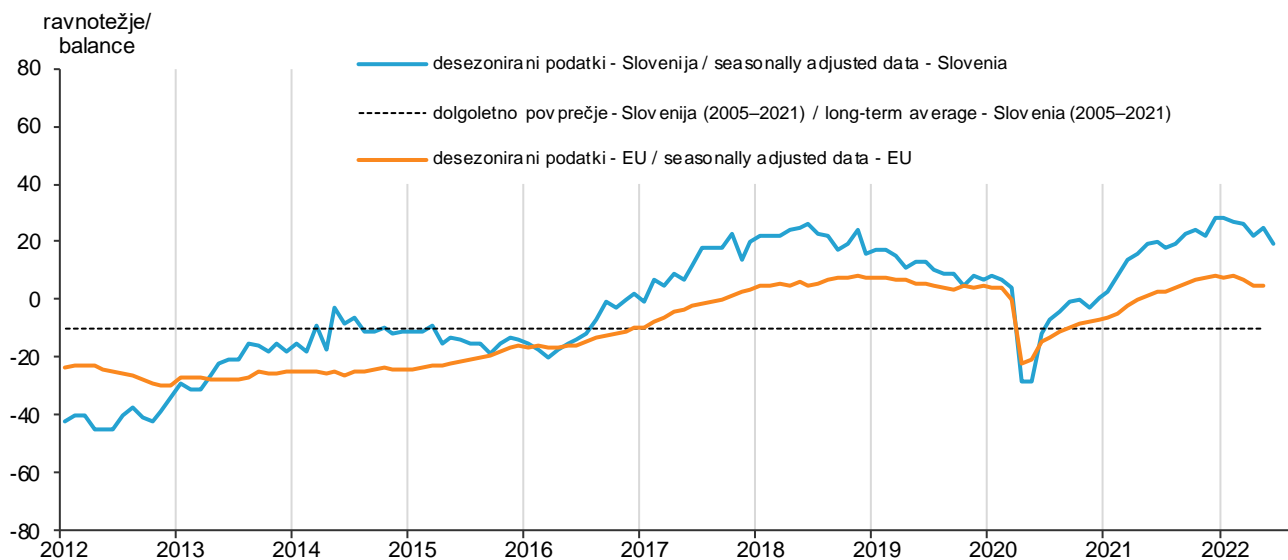
- - - dolgoletno povprečje Slovenija (2005–2021) / long-term average Slovenia (2005–2021)

- 1) Vir: Podatki [Evropske komisije](#) z licenco [CC BY 4.0](#)
Source: [European Commission](#) data, licensed under [CC BY 4.0](#)
- 1) Podatki za EU niso na voljo. / Data for EU are not available.

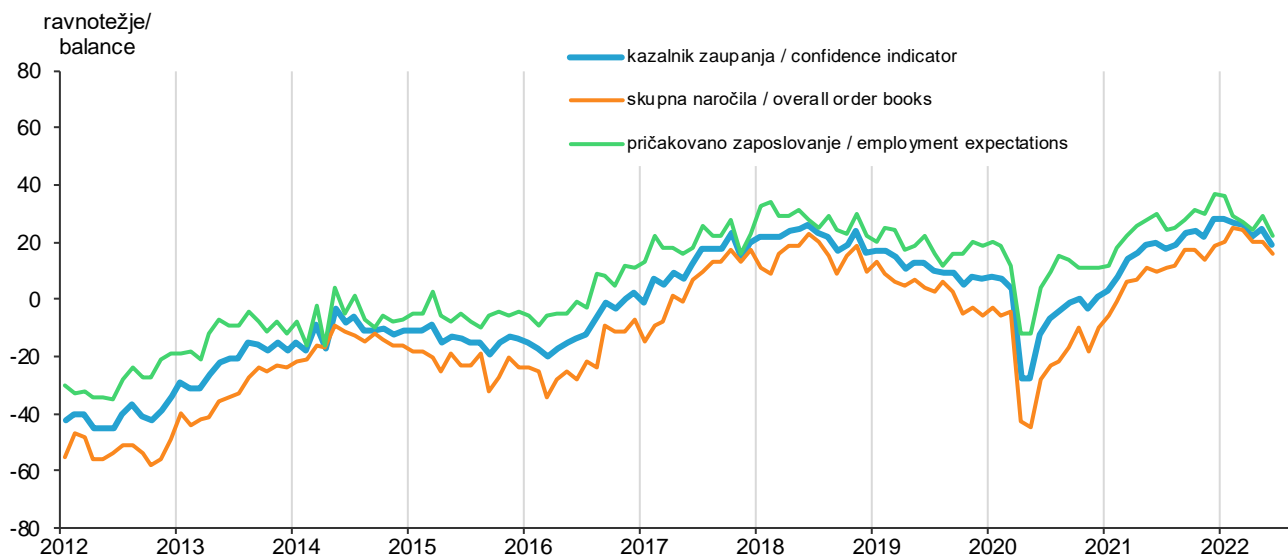
POSLOVNE TENDENCE V GRADBENIŠTVU BUSINESS TENDENCY IN CONSTRUCTION

5 KAZALNIK ZAUPANJA V GRADBENIŠTVU CONSTRUCTION CONFIDENCE INDICATOR

5.1 KAZALNIK ZAUPANJA V GRADBENIŠTVU V SLOVENIJI IN EU¹⁾ CONSTRUCTION CONFIDENCE INDICATOR IN SLOVENIA AND EU¹⁾

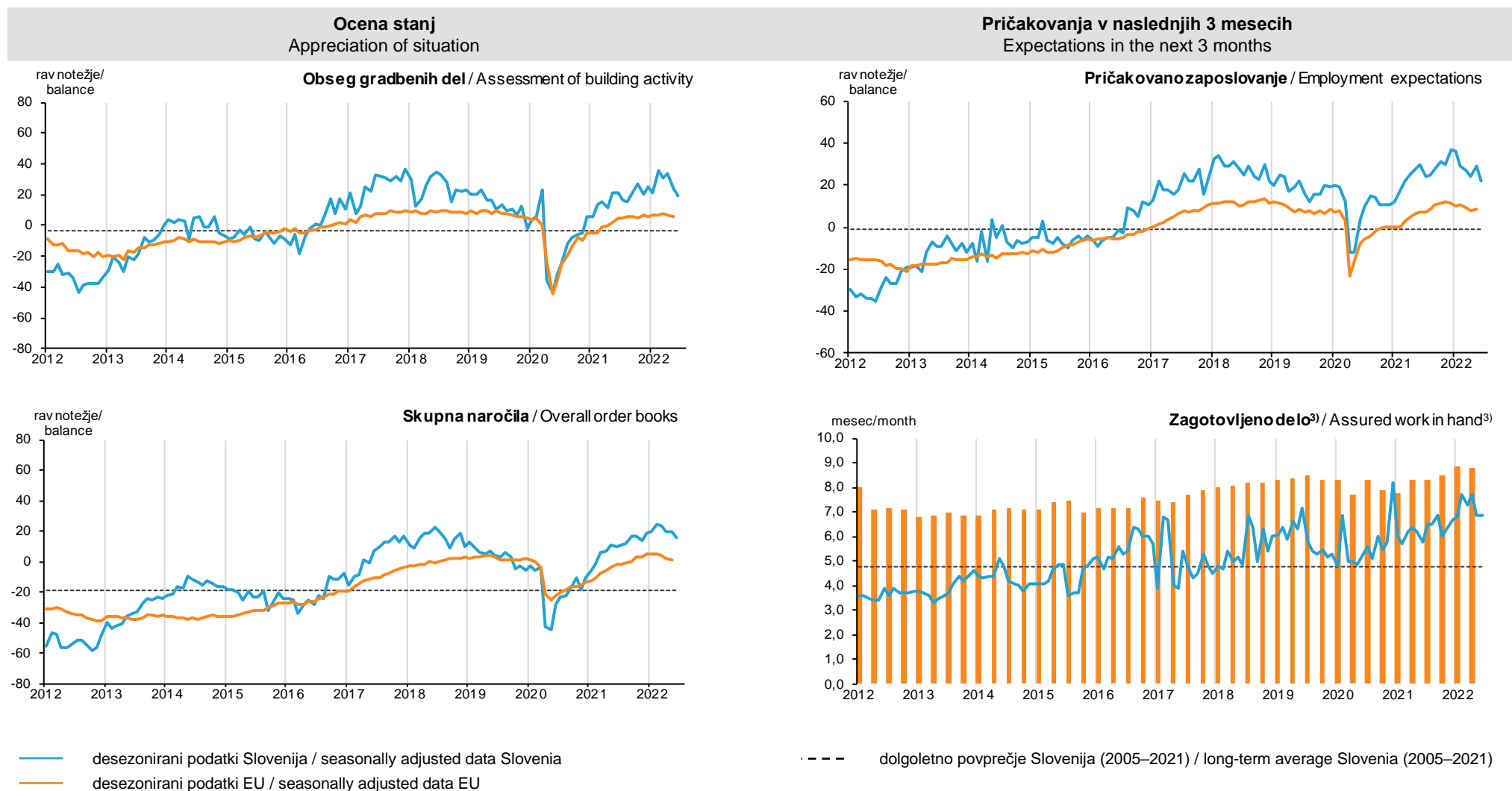


5.2 KOMPONENTE KAZALNIKA ZAUPANJA V GRADBENIŠTVU, SLOVENIJA COMPONENTS OF CONSTRUCTION CONFIDENCE INDICATOR, SLOVENIA

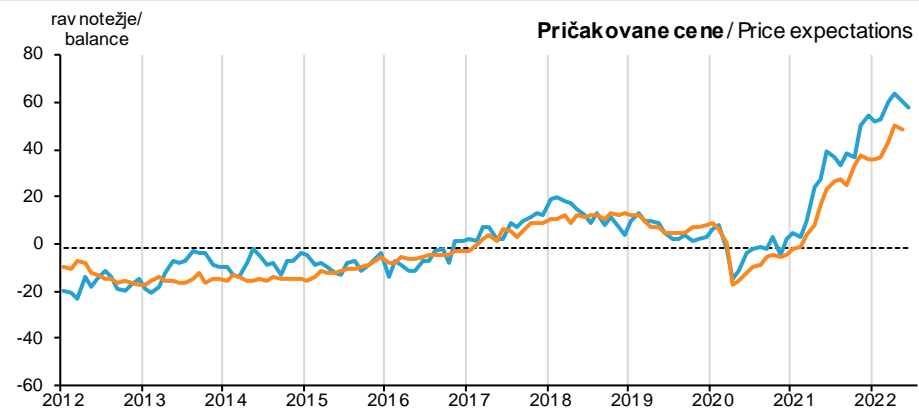


1) Vir: Podatki [Evropske komisije](#) z licenco [CC BY 4.0](#)
Source: [European Commission](#) data, licensed under [CC BY 4.0](#)

6 GIBANJE EKONOMSKIH KAZALNIKOV V GRADBENIŠTVU V SLOVENIJI IN EU¹⁾ EVOLUTION OF ECONOMIC INDICATORS IN CONSTRUCTION IN SLOVENIA AND EU¹⁾



Pričakovanja v naslednjih 3 mesecih
Expectations over the next 3 months



— desezonirani podatki Slovenija / seasonally adjusted data Slovenia
— desezonirani podatki EU / seasonally adjusted data EU

- - - dolgoletno povprečje Slovenija (2005–2021) / long-term average Slovenia (2005–2021)

- 1) Vir: Podatki [Evropske komisije](#) z licenco [CC BY 4.0](#)
Source: [European Commission](#) data, licensed under [CC BY 4.0](#)
- 1) Podatki za EU niso na voljo. / Data for EU are not available.
- 2) Kazalnik opazujejo v EU vsake tri mesece. / In the EU the indicator is observed every three months.

POSLOVNE TENDENCE V STORITVENIH DEJAVNOSTIH

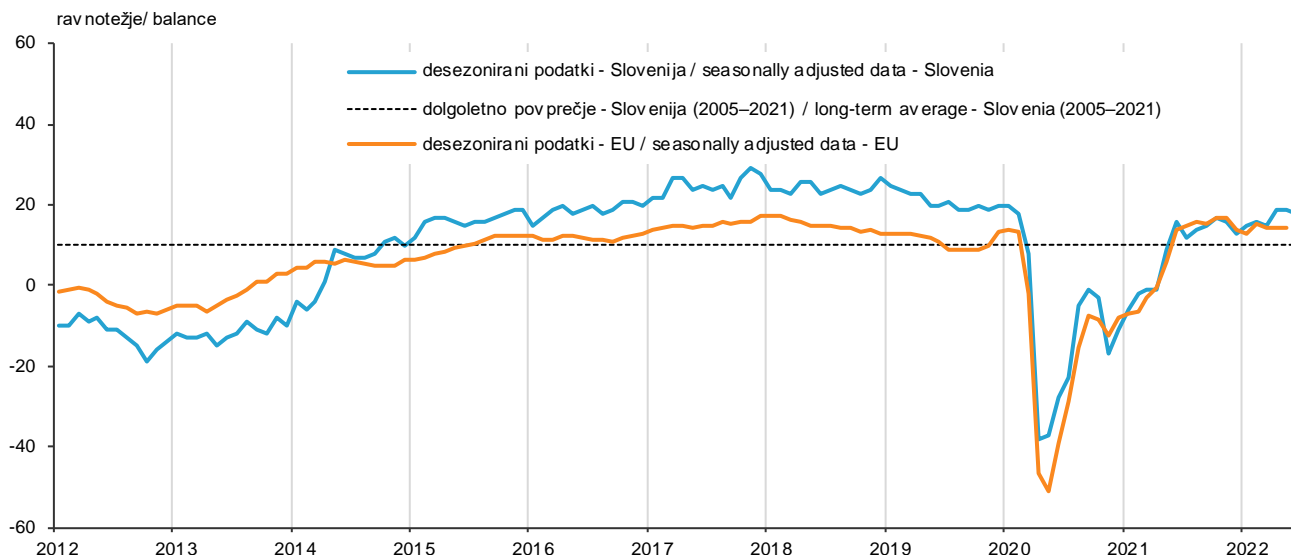
BUSINESS TENDENCY SURVEY IN SERVICES

7 KAZALNIK ZAUPANJA V STORITVENIH DEJAVNOSTIH

CONFIDENCE INDICATOR IN SERVICES

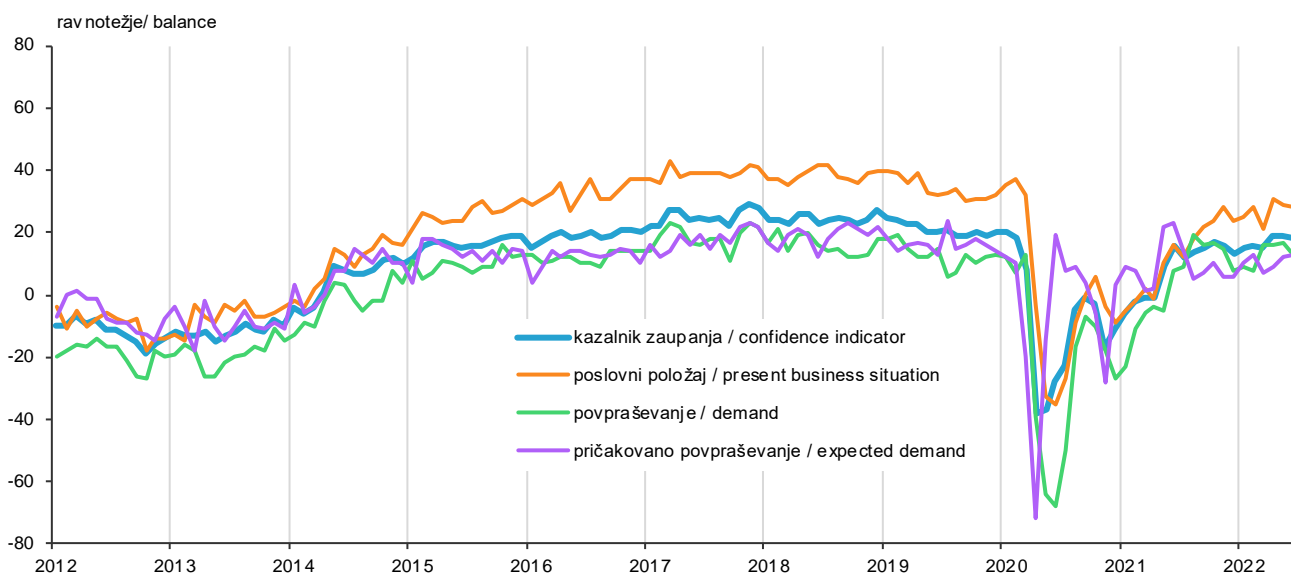
7.1 KAZALNIK ZAUPANJA V STORITVENIH DEJAVNOSTIH V SLOVENIJI IN EU¹⁾

CONFIDENCE INDICATOR IN SERVICES IN SLOVENIA AND EU¹⁾



7.2 KOMPONENTE KAZALNIKA ZAUPANJA V STORITVENIH DEJAVNOSTIH, SLOVENIJA

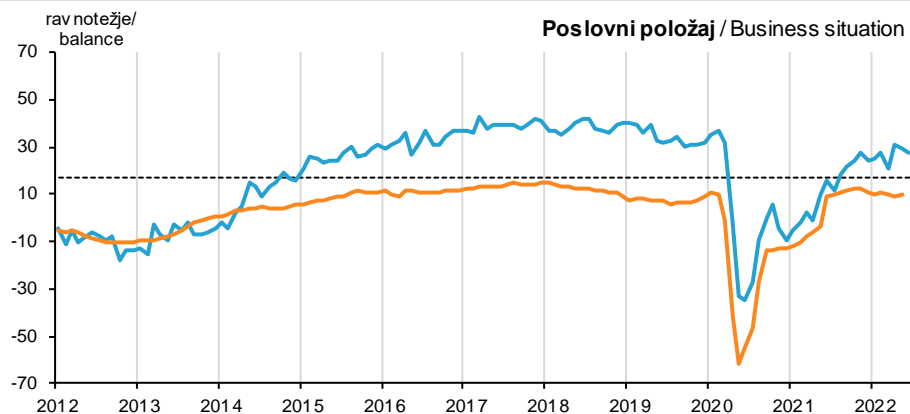
COMPONENTS OF CONFIDENCE INDICATOR IN SERVICES, SLOVENIA



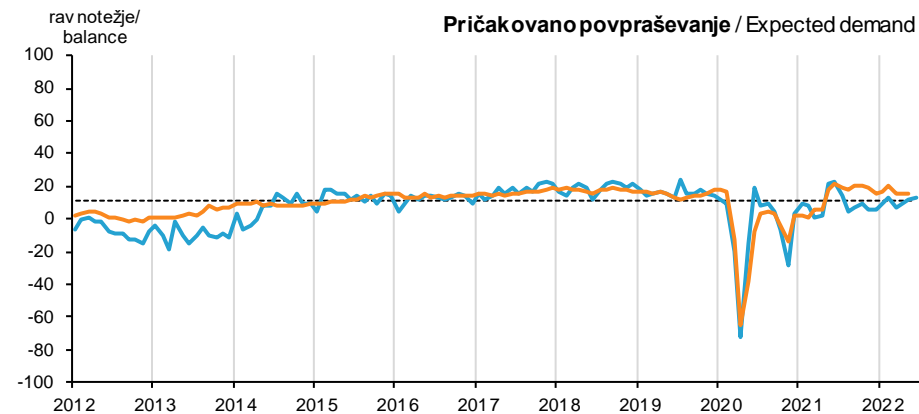
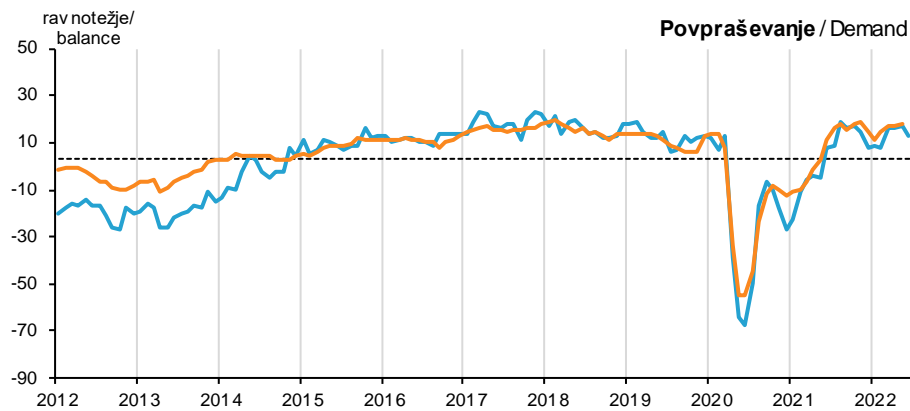
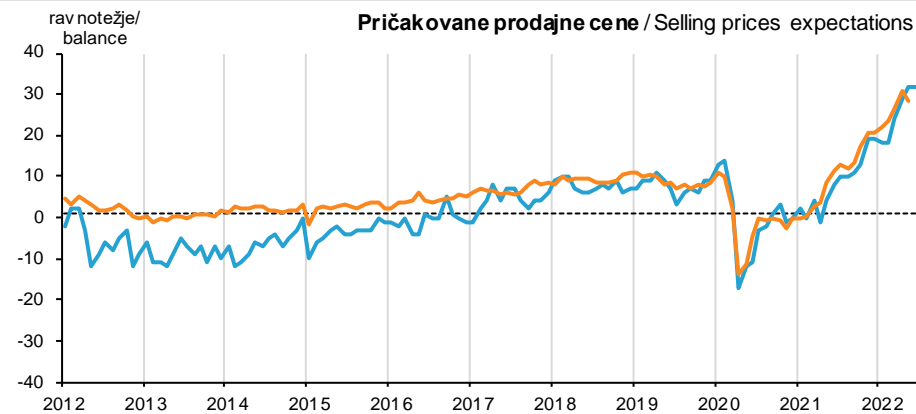
1) Vir: Podatki [Evropske komisije](#) z licenco [CC BY 4.0](#)
Source: [European Commission](#) data, licensed under [CC BY 4.0](#)

8 GIBANJE EKONOMSKIH KAZALNIKOV V STORITVENIH DEJAVNOSTIH V SLOVENIJI IN EU¹⁾ EVOLUTION OF ECONOMIC INDICATORS IN SERVICES IN SLOVENIA AND EU¹⁾

Ocena stanja
Appreciation of situation



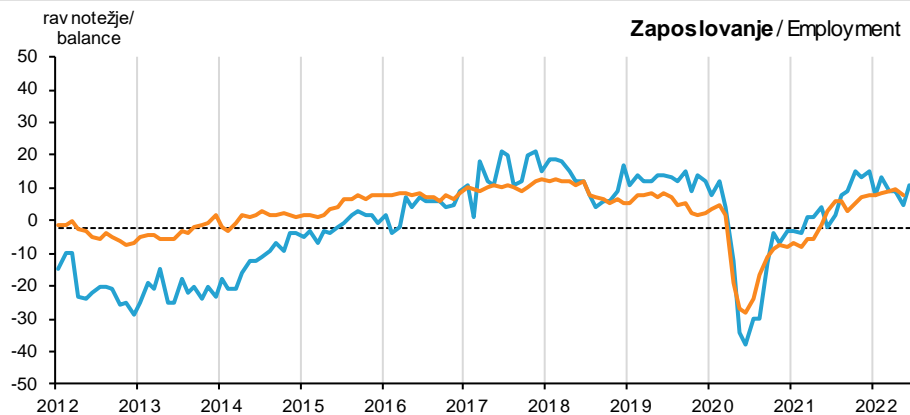
Pričakovanja v naslednjih 3 mesecih
Expectations in the next 3 months



— desezonirani podatki Slovenija / seasonally adjusted data Slovenia
— desezonirani podatki EU / seasonally adjusted data EU

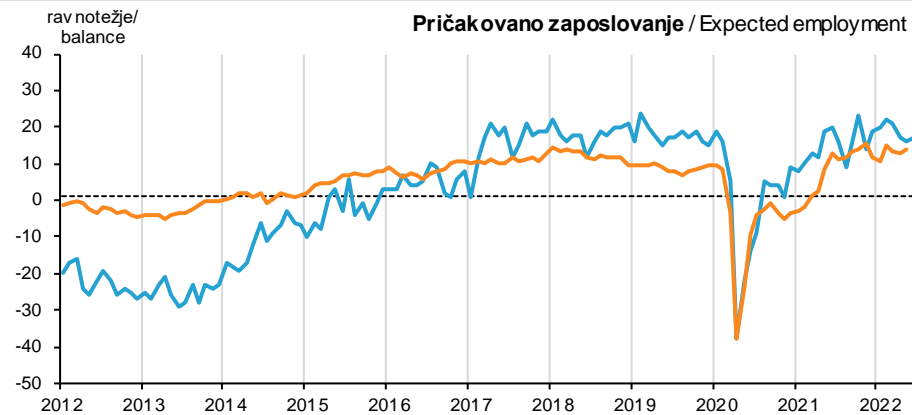
- - - dolgoletno povprečje Slovenija (2005–2021) / long-term average Slovenia (2005–2021)

Ocena stanj
Appreciation of situation



— desezonirani podatki Slovenija / seasonally adjusted data Slovenia
— desezonirani podatki EU / seasonally adjusted data EU

Pričakovanja v naslednjih 3 mesecih
Expectations in the next 3 months



- - - dolgoletno povprečje Slovenija (2005–2021) / long-term average Slovenia (2005–2021)

- 2) Vir: Podatki [Evropske komisije](#) z licenco [CC BY 4.0](#)
Source: [European Commission](#) data, licensed under [CC BY 4.0](#)