



POSLOVNE TENDENCE

BUSINESS TENDENCY

April 2019
April 2019

PREDELOVALNE DEJAVNOSTI / MANUFACTURING	3
1 KAZALNIK ZAUPANJA / CONFIDENCE INDICATOR.....	3
2 GIBANJE EKONOMSKIH KAZALNIKOV / EVOLUTION OF ECONOMIC INDICATORS	4
3 GIBANJE EKONOMSKIH KAZALNIKOV – ČETRILETNI PODATKI / EVOLUTION OF ECONOMIC INDICATORS – QUARTERLY DATA.....	7
TRGOVINA NA DROBNO / RETAIL TRADE	10
4 KAZALNIK ZAUPANJA / CONFIDENCE INDICATOR.....	10
5 GIBANJE EKONOMSKIH KAZALNIKOV / EVOLUTION OF ECONOMIC INDICATORS	11
6 OMEJITVENI DEJAVNIKI V TRGOVINI NA DROBNO / FACTORS LIMITING RETAIL TRADE.....	14
GRADBENIŠTVO / CONSTRUCTION.....	15
7 KAZALNIK ZAUPANJA / CONFIDENCE INDICATOR.....	15
8 GIBANJE EKONOMSKIH KAZALNIKOV / EVOLUTION OF ECONOMIC INDICATORS	16
9 OMEJITVENI DEJAVNIKI V GRADBENIŠTVU / FACTORS LIMITING BUILDING ACTIVITY	19
STORITVENE DEJAVNOSTI / SERVICES	20
10 KAZALNIK ZAUPANJA / CONFIDENCE INDICATOR	20
11 GIBANJE EKONOMSKIH KAZALNIKOV / EVOLUTION OF ECONOMIC INDICATORS	21
INVESTICIJE V PREDELOVALNIH DEJAVNOSTIH – POMLAD / INVESTMENT IN MANUFACTURING – SPRING.....	23
12 INVESTICIJE V PREDELOVALNIH DEJAVNOSTIH / INVESTMENT IN MANUFACTURING	23
13 POSLOVNO STANJE PREDELOVALNIH PODJETIJ, SLOVENIJA / BUSINESS SITUATION OF MANUFACTURING ENTERPRISES, SLOVENIA.....	24

POSLOVNE TENDENCE V PREDELOVALNIH DEJAVNOSTIH

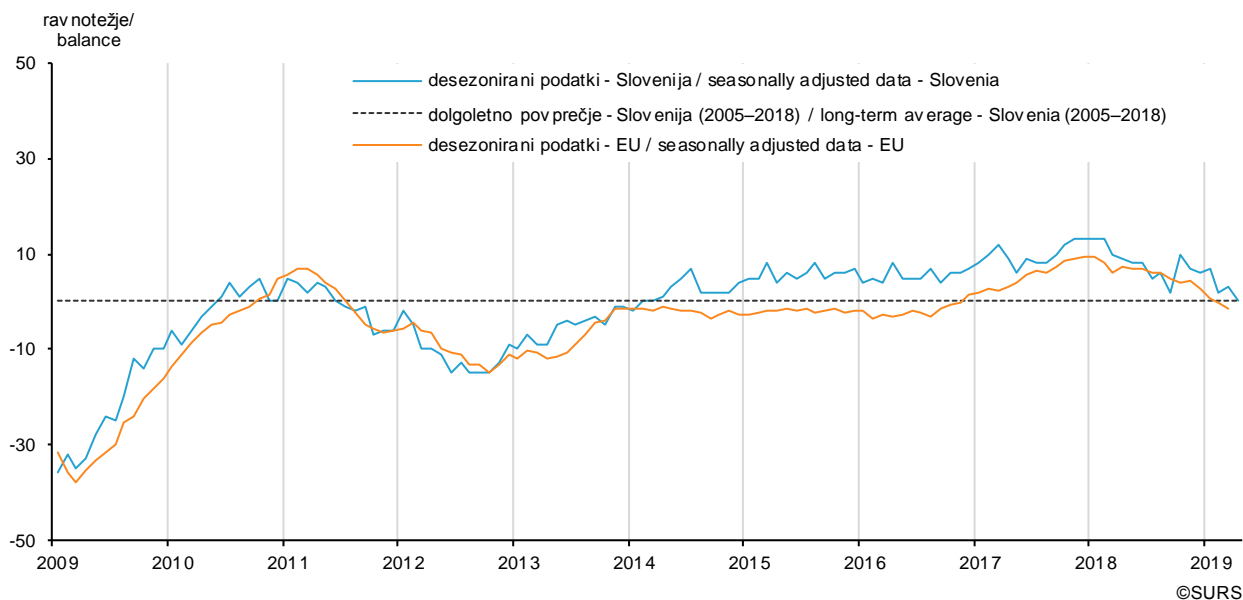
BUSINESS TENDENCY IN MANUFACTURING

1 KAZALNIK ZAUPANJA V PREDELOVALNIH DEJAVNOSTIH

CONFIDENCE INDICATOR IN MANUFACTURING

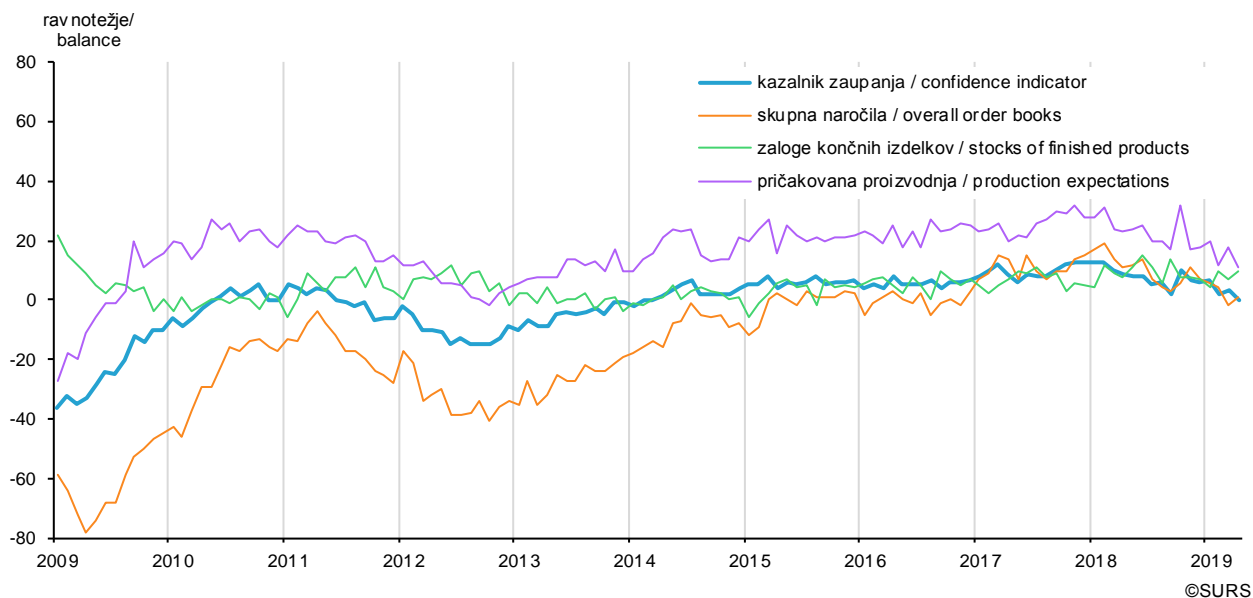
1.1 KAZALNIK ZAUPANJA V PREDELOVALNIH DEJAVNOSTIH V SLOVENIJI IN EU¹⁾

CONFIDENCE INDICATOR IN MANUFACTURING IN SLOVENIA AND EU¹⁾



1.2 KOMPONENTE KAZALNIKA ZAUPANJA V PREDELOVALNIH DEJAVNOSTIH, SLOVENIJA

COMPONENTS OF CONFIDENCE INDICATOR IN MANUFACTURING, SLOVENIA

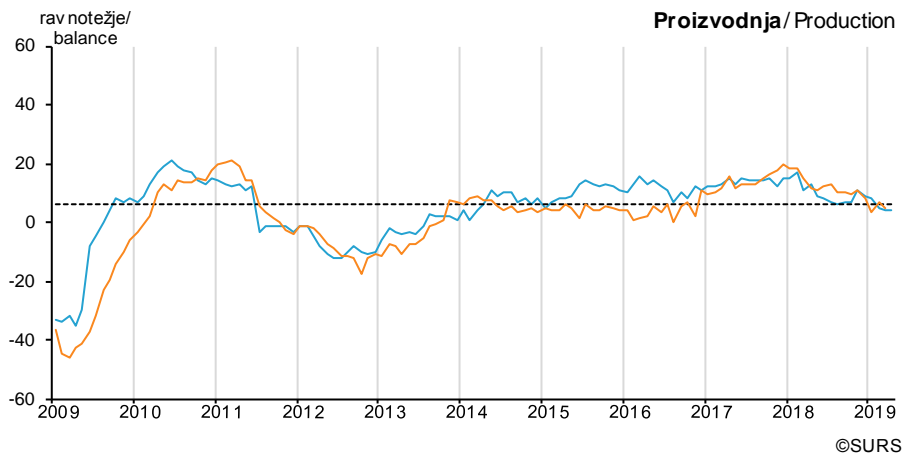


1) Vir: http://ec.europa.eu/economy_finance/db_indicators/surveys/time_series/index_en.htm, okrog 5. v mesecu. Podatki za EU za zadnji mesec niso na voljo.

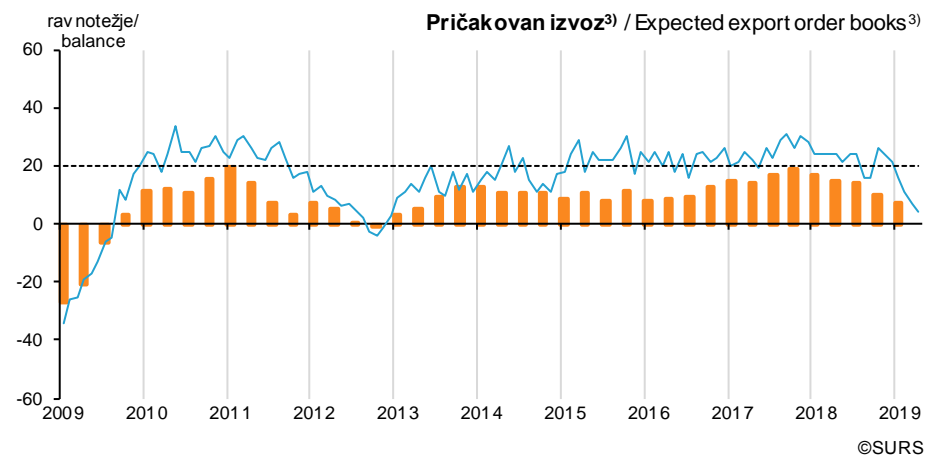
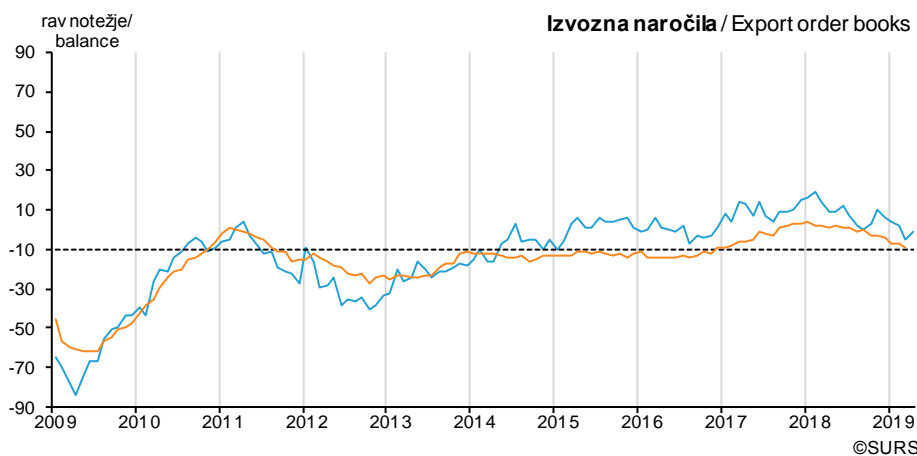
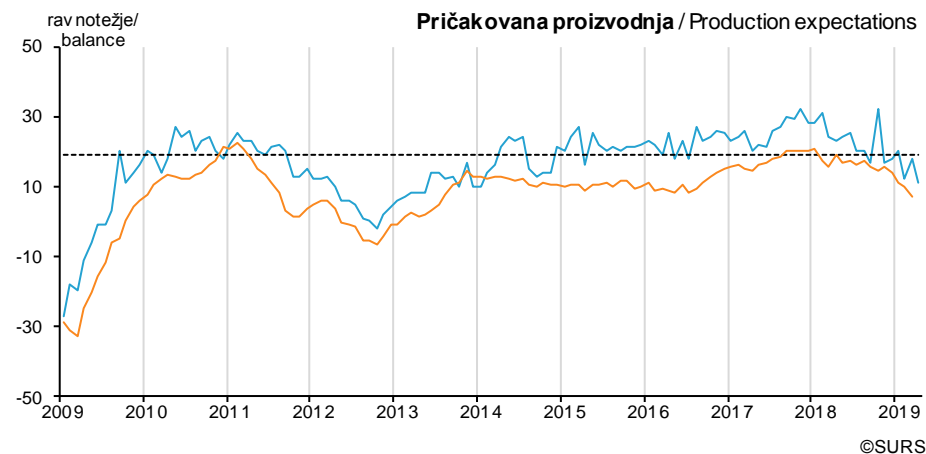
Source: http://ec.europa.eu/economy_finance/db_indicators/surveys/time_series/index_en.htm, around 5th of the month. Data for EU for the last month are not available.

2 GIBANJE EKONOMSKIH KAZALNIKOV V PREDELOVALNIH DEJAVNOSTIH V SLOVENIJI IN EU¹⁾ EVOLUTION OF ECONOMIC INDICATORS IN MANUFACTURING IN SLOVENIA AND EU¹⁾

Ocena stanja
Appreciation of situation



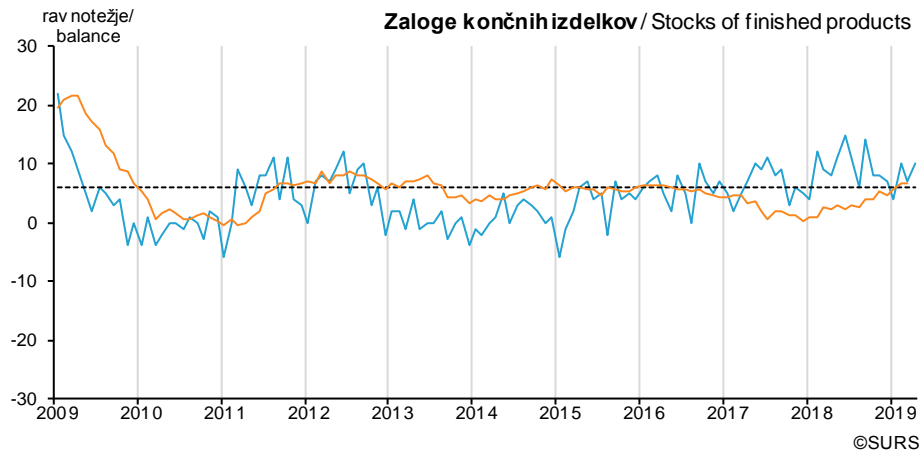
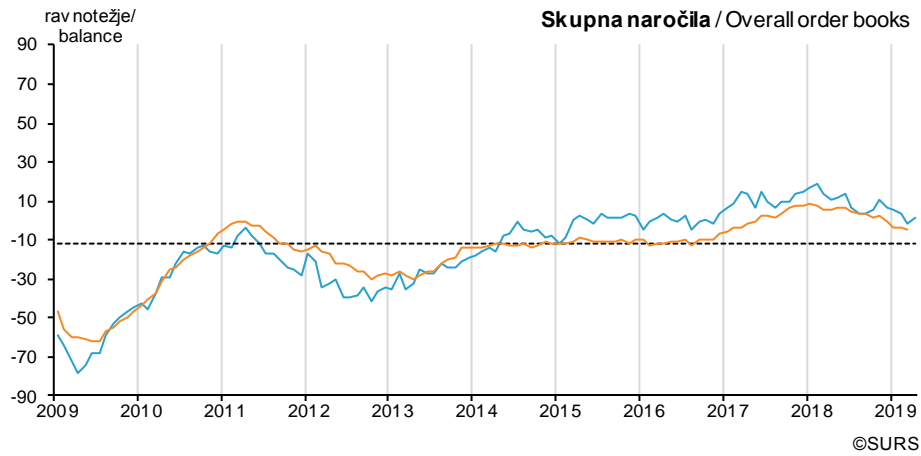
Pričakovanja v naslednjih 3 mesecih
Expectations in the next 3 months



— desezonirani podatki Slovenija / seasonally adjusted data Slovenia
— desezonirani podatki EU / seasonally adjusted data EU

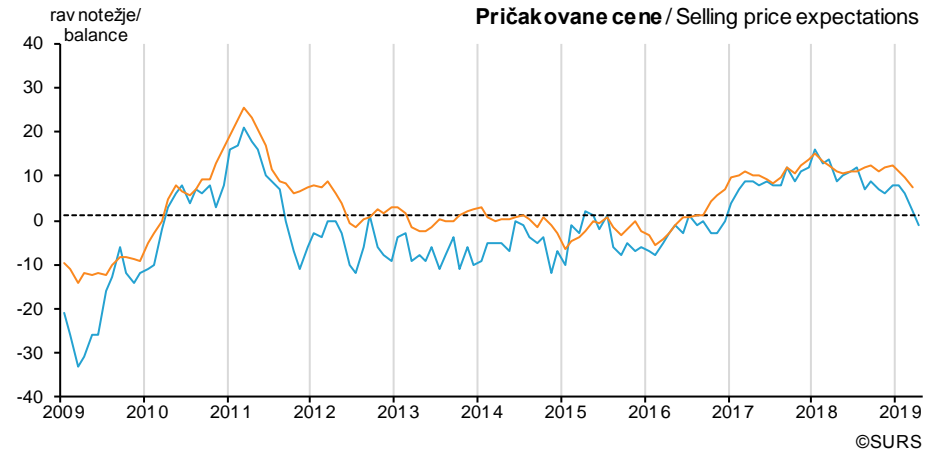
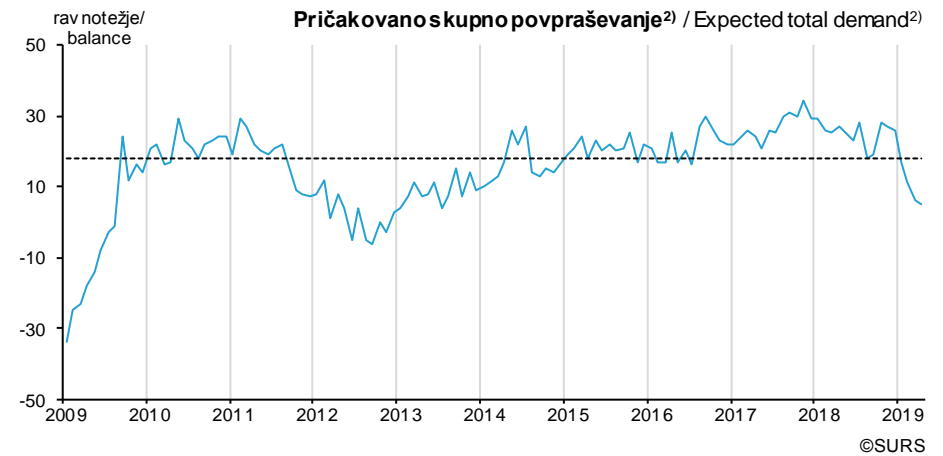
- - - dolgoletno povprečje Slovenija (2005–2018) / long-term average Slovenia (2005–2018)

Ocena stanja
Appreciation of situation



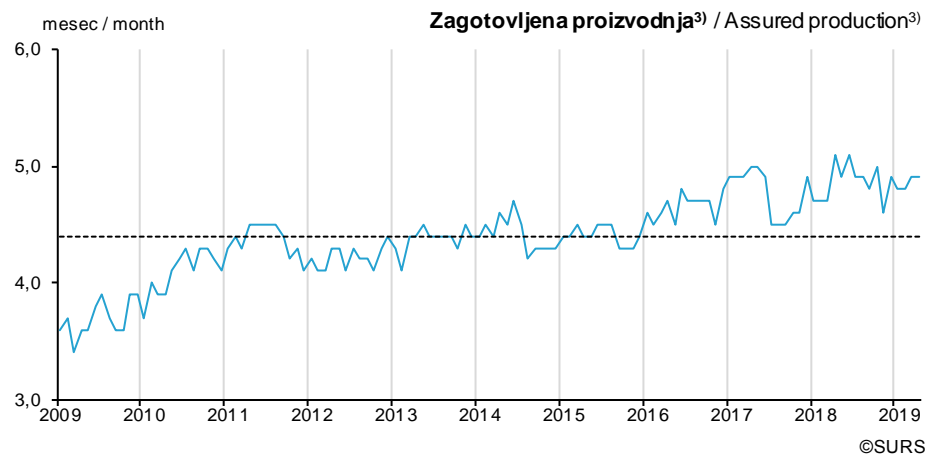
— desezonirani podatki Slovenija / seasonally adjusted data Slovenia
— desezonirani podatki EU / seasonally adjusted data EU

Pričakovanja v naslednjih 3 mesecih
Expectations in the next 3 months



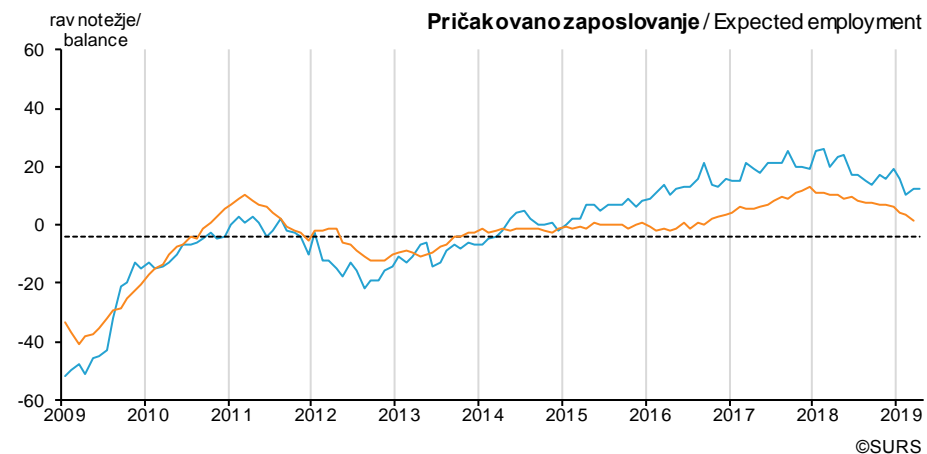
--- dolgoletno povprečje Slovenija (2005–2018) / long-term average Slovenia (2005–2018)

Ocena stanj
Appreciation of situation



— desezonirani podatki Slovenija / seasonally adjusted data Slovenia
— desezonirani podatki EU / seasonally adjusted data EU

Pričakovanja v naslednjih 3 mesecih
Expectations in the next 3 months



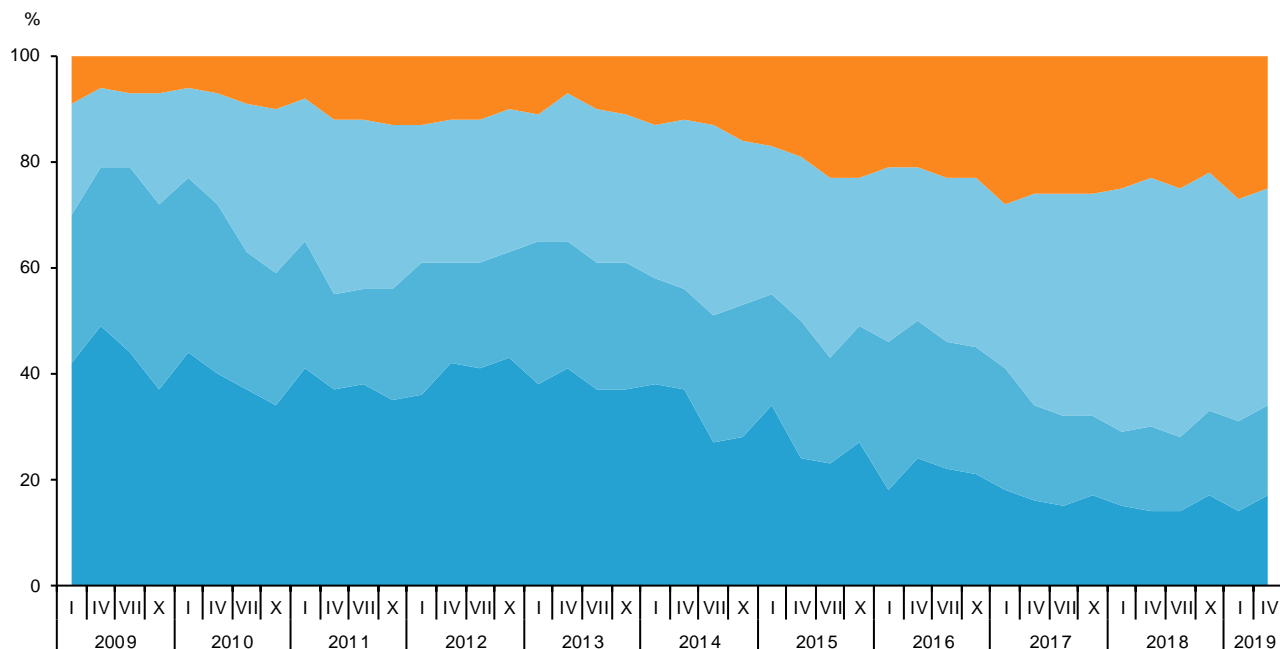
— — — dolgoletno povprečje Slovenija (2005–2018) / long-term average Slovenia (2005–2018)

- 1) Vir: http://ec.europa.eu/economy_finance/db_indicators/surveys/time_series/index_en.htm, okrog 5. v mesecu. Podatki za EU za zadnji mesec niso na voljo.
Source: http://ec.europa.eu/economy_finance/db_indicators/surveys/time_series/index_en.htm, around 5th of the month. Data for EU for the last month are not available.
- 2) Podatki za EU niso na voljo. / Data for EU are not available.
- 3) Kazalnik opazujejo v EU vsake tri mesece. / In the EU the indicator is observed every three months.

3 GIBANJE EKONOMSKIH KAZALNIKOV V PREDELOVALNIH DEJAVNOSTIH V SLOVENIJI IN EU – ČETRTLETNI PODATKI

EVOLUTION OF ECONOMIC INDICATORS IN MANUFACTURING IN SLOVENIA AND EU – QUARTERLY DATA

3.1 OMEJITVE V PROIZVODNJI V SLOVENIJI FACTORS LIMITING PRODUCTION IN SLOVENIA



© SURS

- hude omejitve / severe limitations
- težave s povpraševanjem / demand difficulties
- težave s preskrbo / supply difficulties
- ni omejitev / no limits

Graf o omejitvah v proizvodnji prikazuje delež podjetij, ki se soočajo z naslednjimi skupinami omejitev:

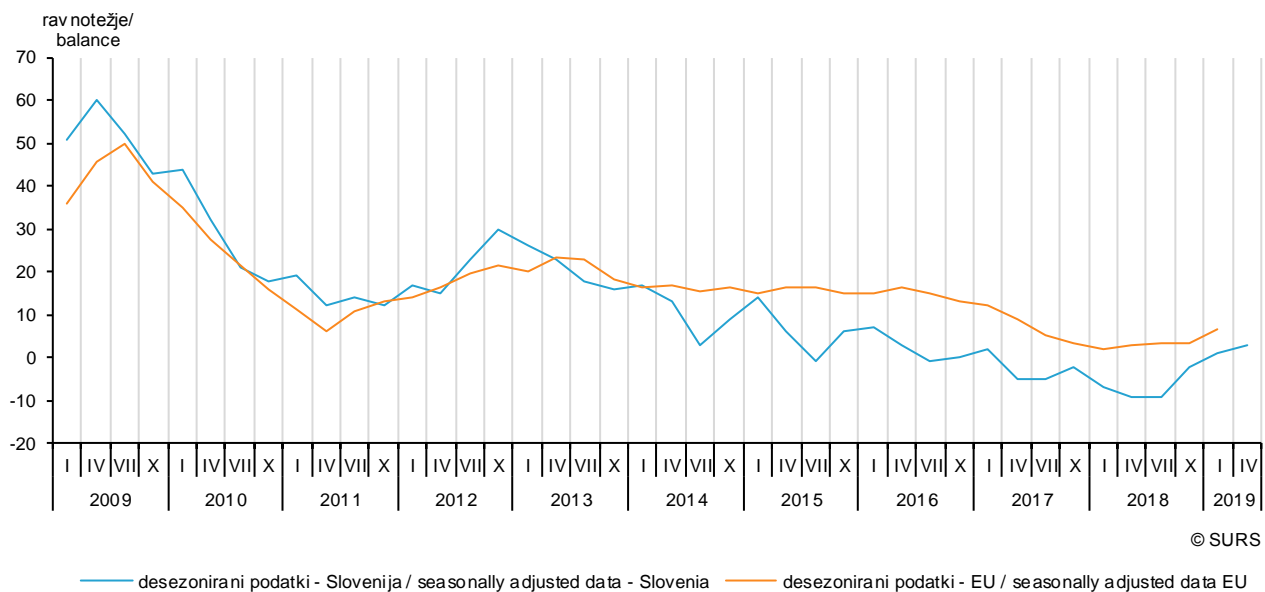
- Skupina "**hude omejitve**" zajema podjetja, ki imajo hkrati težave s povpraševanjem in preskrbo.
- Skupina "**težave s povpraševanjem**" zajema podjetja, ki imajo težave vsaj z enim od dejavnikov: nezadostno domače povpraševanje, nezadostno tuje povpraševanje ali konkurenčen uvoz.
- Skupina "**težave s preskrbo**" zajema podjetja, ki imajo težave vsaj z enim od dejavnikov: pomanjkanje delavcev na splošno/usposobljenih delavcev, surovin, polizdelkov, ustrezne opreme, nepravilne obveznosti iz poslovanja, finančni problemi, nejasna gospodarska zakonodaja ali negotove gospodarske razmere.
- Skupina "**ni omejitev**" zajema podjetja, ki nimajo težav pri proizvodnji.

The chart on factors limiting production shows the share of enterprises faced with the following groups of limitations:

- Group "**severe limitations**" includes enterprises faced with both demand and supply difficulties.
- Group "**demand difficulties**" includes enterprises faced with at least one of the limiting factors: insufficient domestic demand, insufficient foreign demand or competitive imports.
- Group "**supply difficulties**" includes enterprises faced with at least one of the limiting factors: shortage of labour in general/of skilled labour, of raw materials, of semifinished products, lack of appropriate equipment, problems with unpaid bills, financial problems, unclear economic legislation or unclear economic conditions.
- Group "**no limits**" includes enterprises with no limits to production.

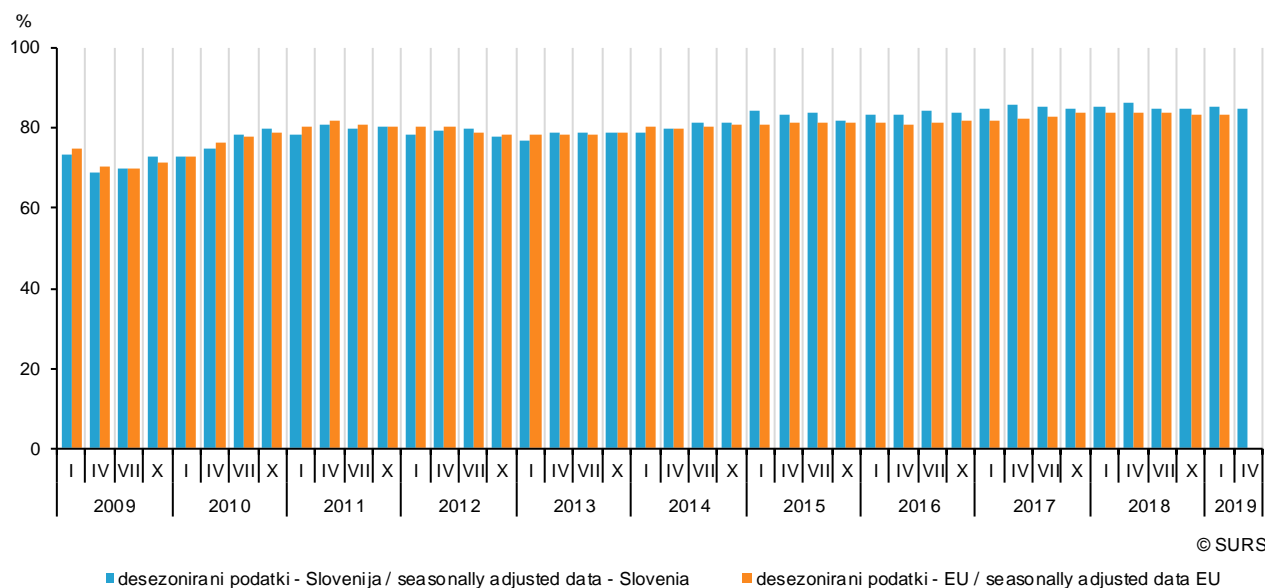
3.2 USTREZNOST PROIZVODNIH ZMOGLJIVOSTI GLEDE NA PRIČAKOVANO POVRAŠEVANJE V NASLEDNJIH 12 MESECIH, SLOVENIJA IN EU¹⁾

ASSESSMENT OF CURRENT PRODUCTION CAPACITIES ACCORDING TO EXPECTED DEMAND IN THE NEXT 12 MONTHS, SLOVENIA AND EU¹⁾



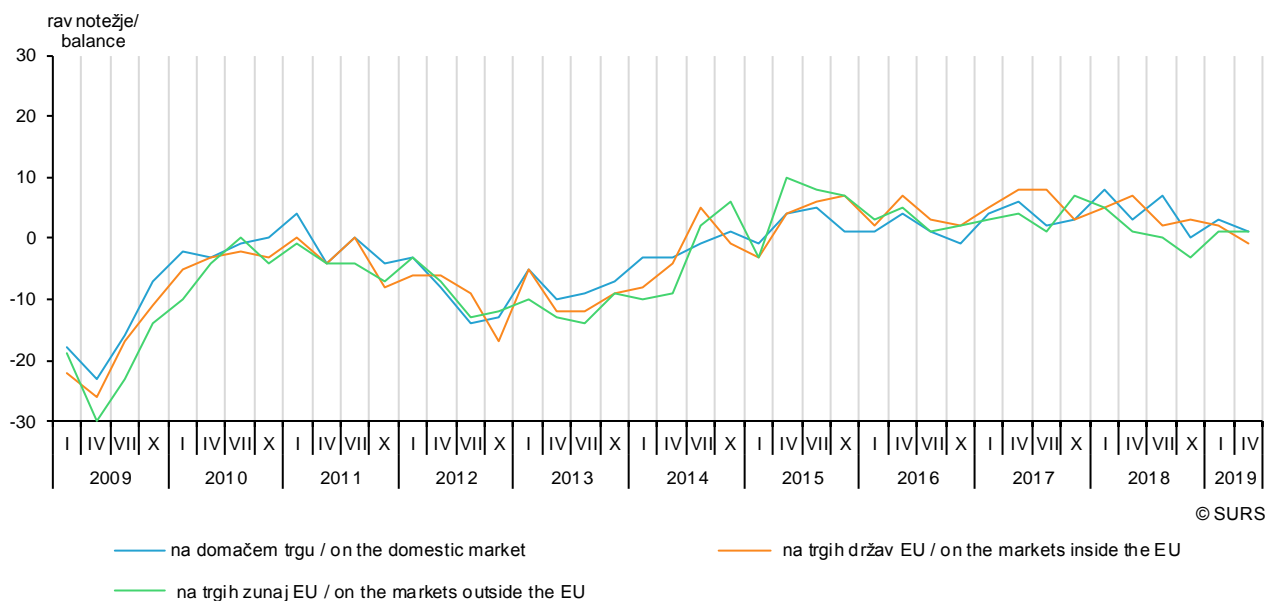
3.3 IZKORIŠČENOST PROIZVODNIH ZMOGLJIVOSTI V SLOVENIJI IN V EU¹⁾

CURRENT CAPACITY UTILISATION IN SLOVENIA AND EU¹⁾



3.4 KONKURENČNI POLOŽAJ NA DOMAČEM TRGU, TRGIH DRŽAV ČLANIC EU IN TRGIH ZUNAJ EU

COMPETITIVE POSITION ON THE DOMESTIC MARKET, FOREIGN MARKET INSIDE THE EU AND OUTSIDE THE EU



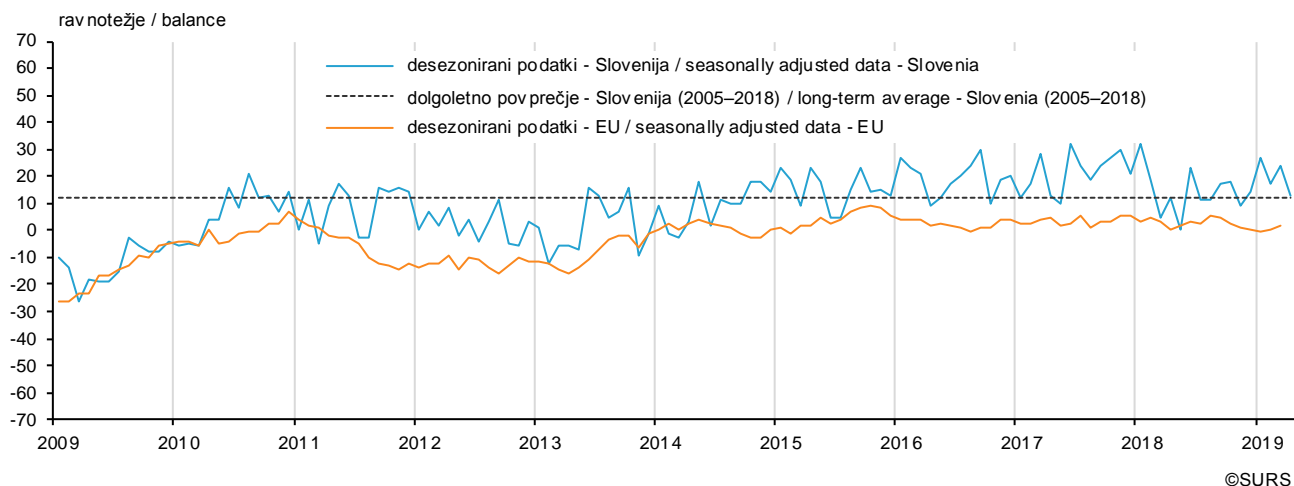
1) Vir: http://ec.europa.eu/economy_finance/db_indicators/surveys/time_series/index_en.htm, okrog 5. v mesecu. Podatki za EU za zadnji mesec niso na voljo.

Source: http://ec.europa.eu/economy_finance/db_indicators/surveys/time_series/index_en.htm, around 5th of the month. Data for EU for the last month are not available.

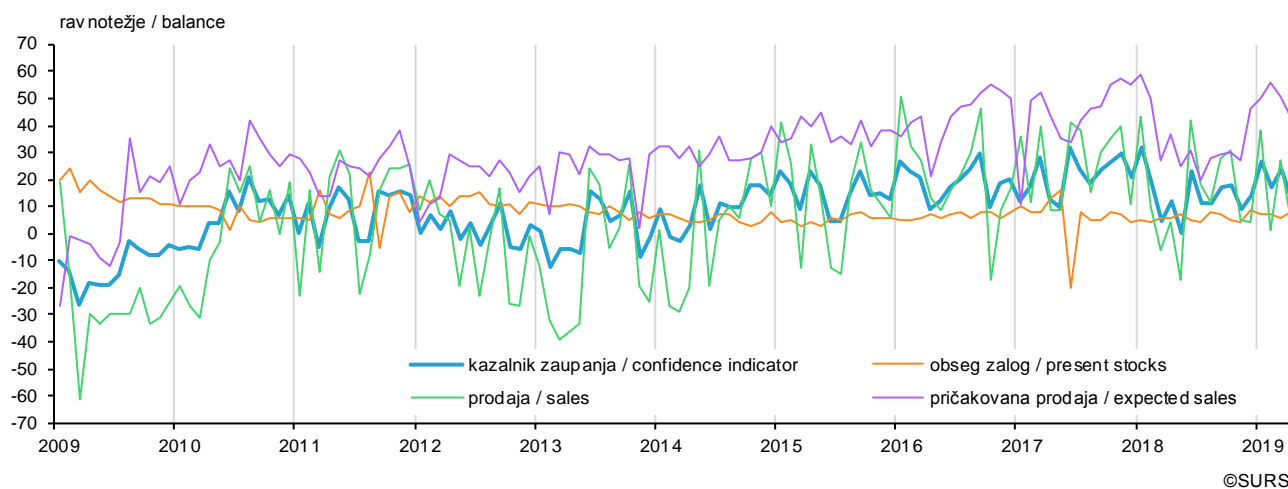
POSLOVNE TENDENCE V TRGOVINI NA DROBNO BUSINESS TENDENCY SURVEY IN RETAIL TRADE

4 KAZALNIK ZAUPANJA V TRGOVINI NA DROBNO CONFIDENCE INDICATOR IN RETAIL TRADE

4.1 KAZALNIK ZAUPANJA V TRGOVINI NA DROBNO V SLOVENIJI IN EU¹⁾ CONFIDENCE INDICATOR IN RETAIL TRADE IN SLOVENIA AND EU¹⁾



4.2 KOMPONENTE KAZALNIKA ZAUPANJA V TRGOVINI NA DROBNO, SLOVENIJA COMPONENTS OF CONFIDENCE INDICATOR IN RETAIL TRADE, SLOVENIA

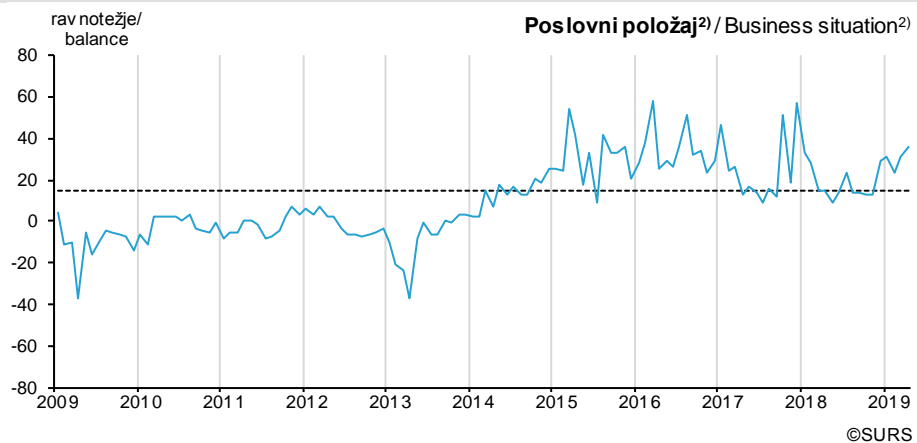


1) Vir: http://ec.europa.eu/economy_finance/db_indicators/surveys/time_series/index_en.htm, okrog 5. v mesecu. Podatki za EU za zadnji mesec niso na voljo.

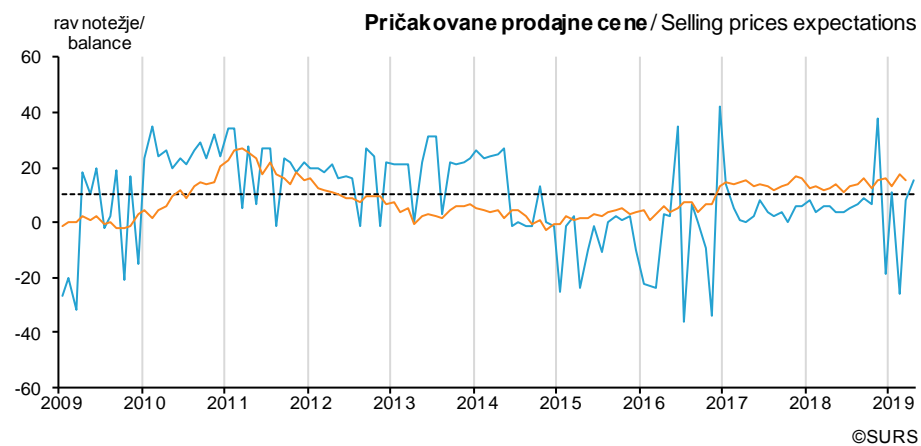
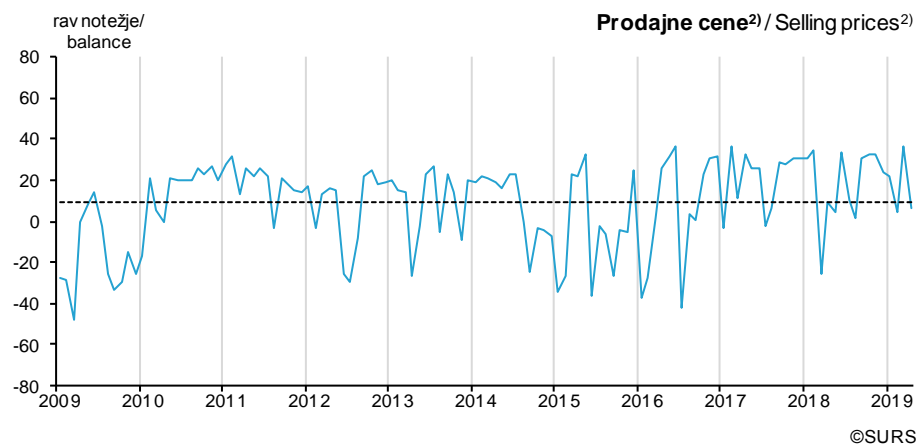
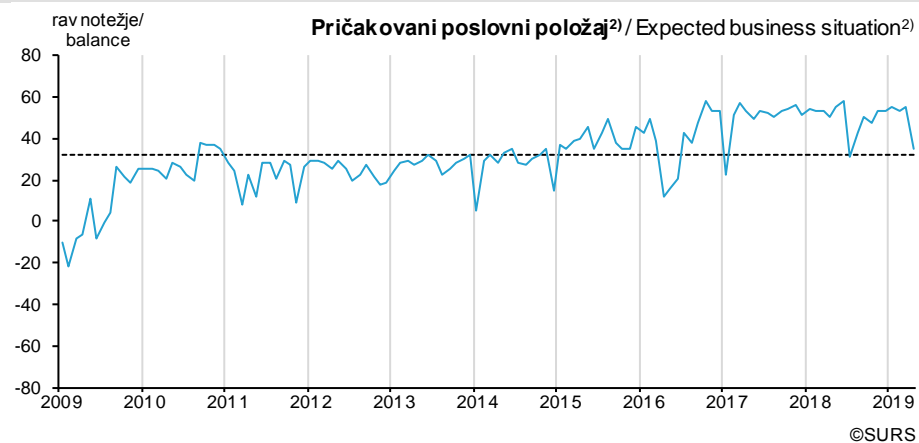
Source: http://ec.europa.eu/economy_finance/db_indicators/surveys/time_series/index_en.htm, around 5th of the month. Data for EU for the last month are not available.

5 GIBANJE EKONOMSKIH KAZALNIKOV V TRGOVINI NA DROBNO V SLOVENIJI IN EU¹⁾ EVOLUTION OF ECONOMIC INDICATORS IN RETAIL TRADE IN SLOVENIA AND EU¹⁾

Ocena stanj
Appreciation of situation



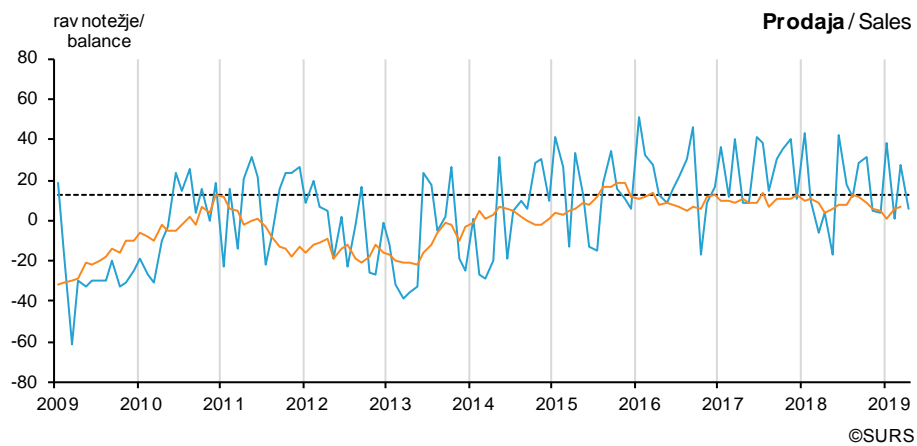
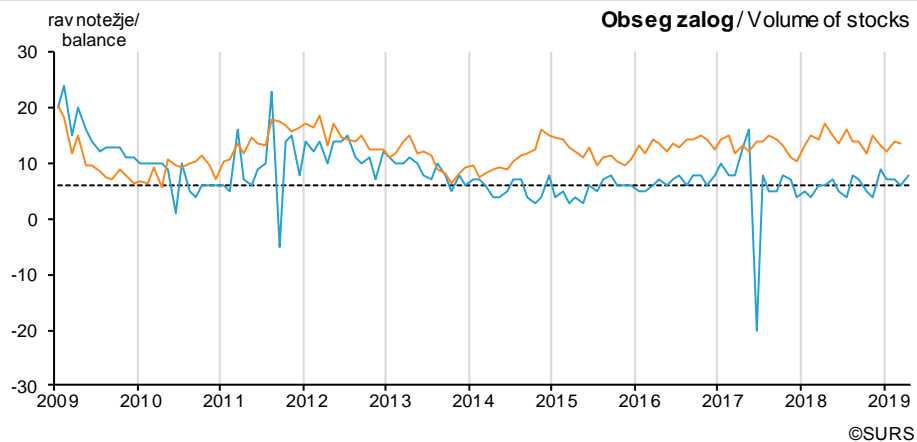
Pričakovanja v naslednjih 3 mesecih
Expectations in the next 3 months



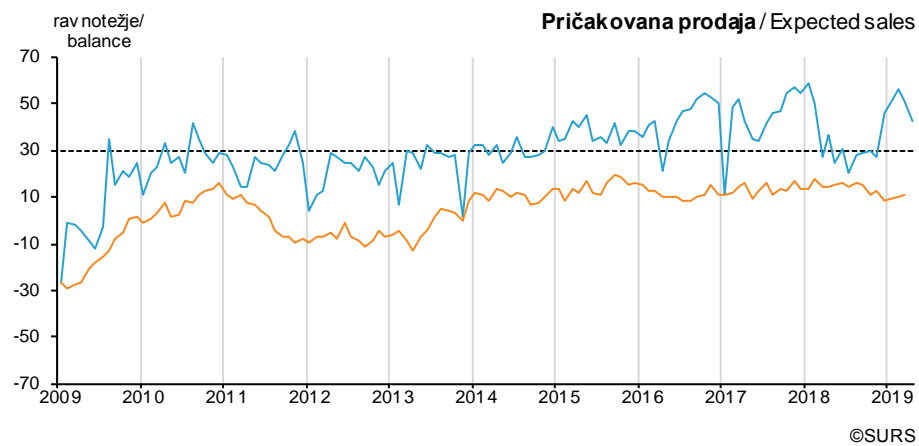
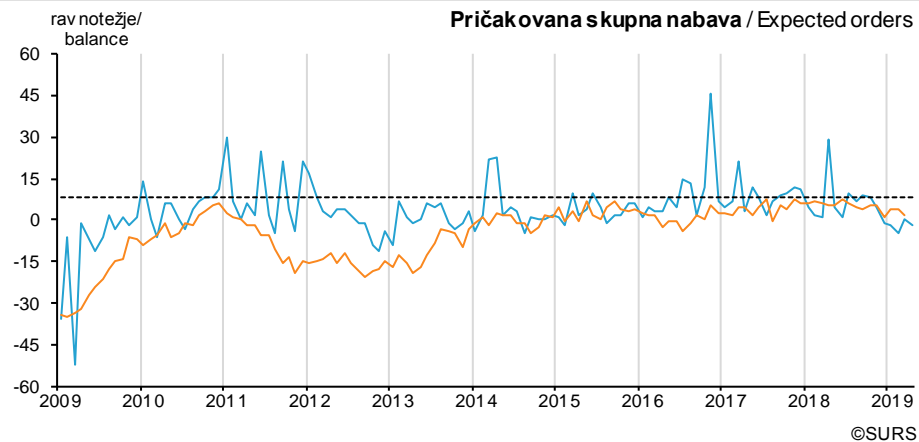
— desezonirani podatki Slovenija / seasonally adjusted data Slovenia
— desezonirani podatki EU / seasonally adjusted data EU

- - - dolgoletno povprečje Slovenija (2005–2018) / long-term average Slovenia (2005–2018)

Ocena stanj
Appreciation of situation



Pričakovanja v naslednjih 3 mesecih
Expectations in the next 3 months

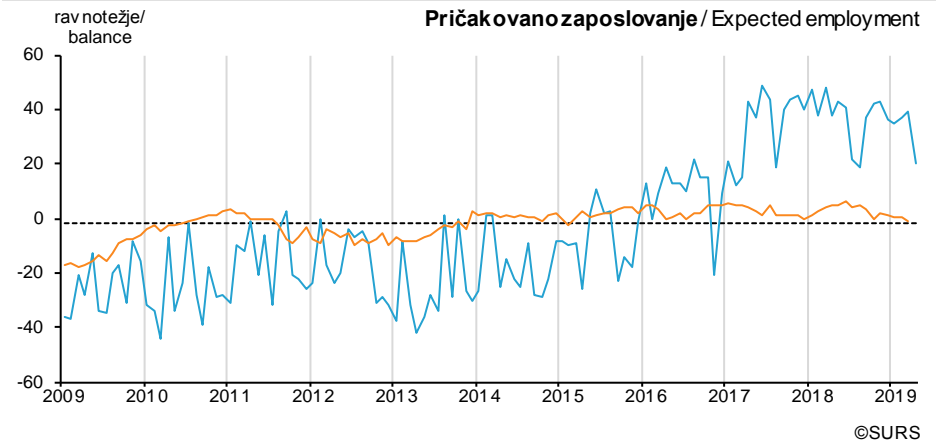


— desezonirani podatki Slovenija / seasonally adjusted data Slovenia
— desezonirani podatki EU / seasonally adjusted data EU

- - - dolgoletno povprečje Slovenija (2005–2018) / long-term average Slovenia (2005–2018)

Pričakovanja v naslednjih 3 mesecih

Expectations in the next 3 months

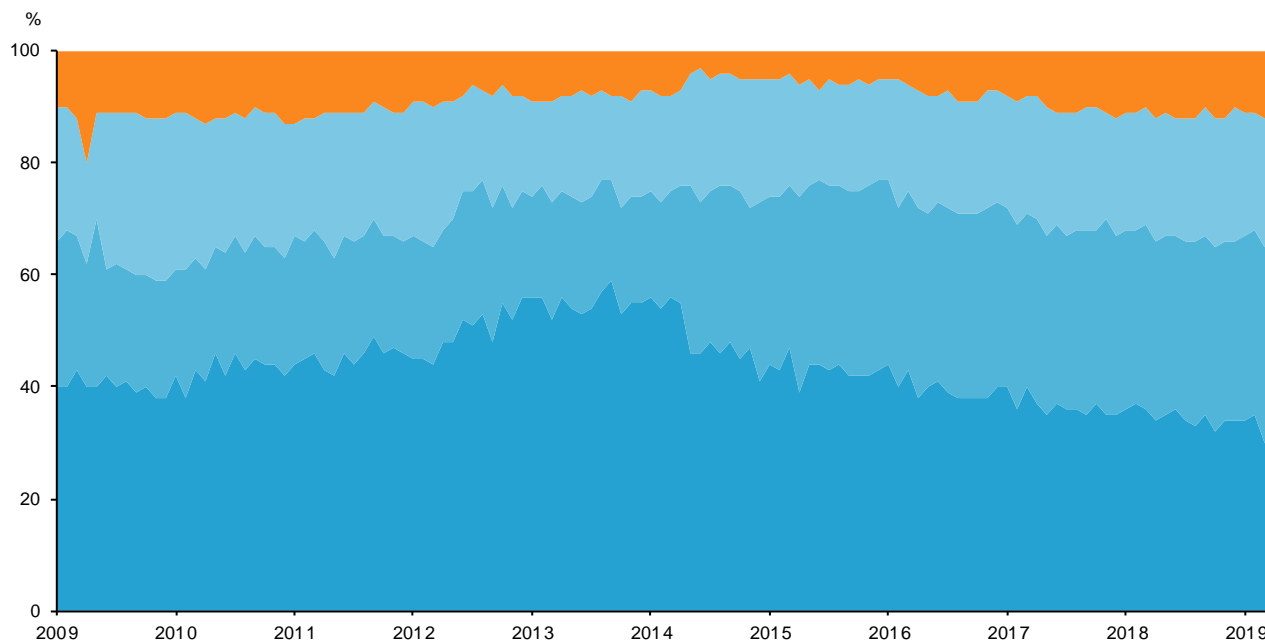


— desezonirani podatki Slovenija / seasonally adjusted data Slovenia
— desezonirani podatki EU / seasonally adjusted data EU

· · · · · dolgoletno povprečje Slovenija (2005–2018) / long-term average Slovenia (2005–2018)

- 1) Vir: http://ec.europa.eu/economy_finance/db_indicators/surveys/time_series/index_en.htm, okrog 5. v mesecu. Podatki za EU za zadnji mesec niso na voljo.
Source: http://ec.europa.eu/economy_finance/db_indicators/surveys/time_series/index_en.htm, around 5th of the month. Data for EU for the last month are not available.
- 2) Podatki za EU niso na voljo. / Data for EU are not available.

6 OMEJITVENI DEJAVNIKI V TRGOVINI NA DROBNO V SLOVENIJI FACTORS LIMITING RETAIL TRADE IN SLOVENIA



©SURS

- hude omejitve / severe limitations
 - težave s ponudbo / supply difficulties
- težave s povpraševanjem / demand difficulties
 - ni omejitev / no limits

Graf o omejitvah v trgovini na drobno prikazuje delež podjetij, ki se soočajo z naslednjimi skupinami omejitev:

- Skupina "**hude omejitve**" zajema podjetja, ki imajo hkrati težave s povpraševanjem in ponudbo.
- Skupina "**težave s povpraševanjem**" zajema podjetja, ki imajo težave vsaj z enim od dejavnikov: nizko povpraševanje ali konkurenca v sektorju.
- Skupina "**težave s ponudbo**" zajema podjetja, ki imajo težave vsaj z enim od dejavnikov: slaba ponudba, visoki stroški dela, visoka cena denarja, težka dostopnost do bančnih kreditov, premajhna prodajna površina ali premajhni skladiščni prostori.
- Skupina "**ni omejitev**" zajema podjetja, ki nimajo težav pri prodaji.

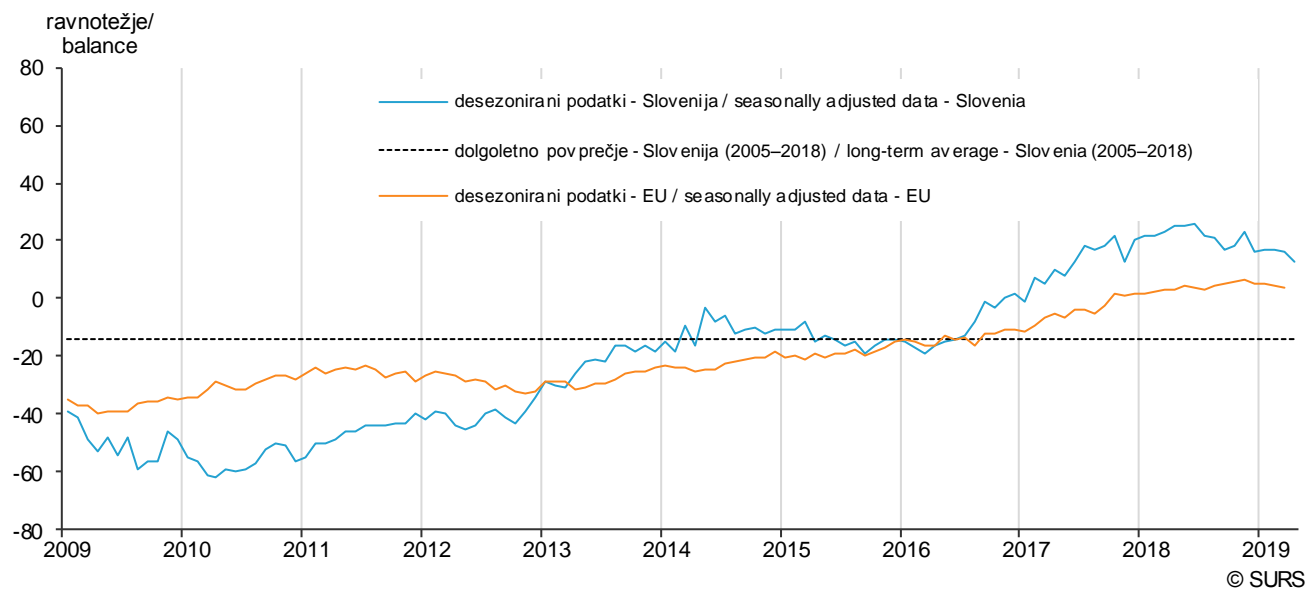
The chart on factors limiting retail trade shows the share of enterprises faced with the following groups of limitations:

- Group "**severe limitations**" includes enterprises faced with both demand and supply difficulties.
- Group "**demand difficulties**" includes enterprises faced with at least one of the limiting factors: low demand or competition in their own sector.
- Group "**supply difficulties**" includes enterprises faced with at least one of the limiting factors: shortage of supply, high cost of labour, high cost of money, access to bank credits, shortage of sales surface or small storage capacity.
- Group "**no limits**" includes enterprises with no limits to retail.

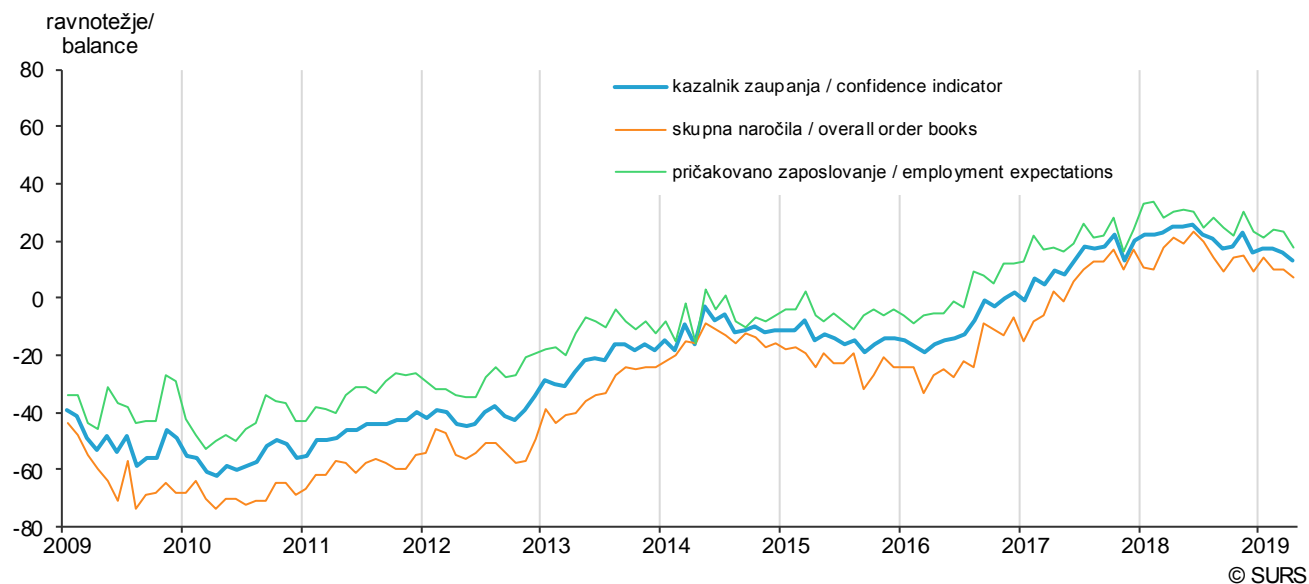
POSLOVNE TENDENCE V GRADBENIŠTVU BUSINESS TENDENCY IN CONSTRUCTION

7 KAZALNIK ZAUPANJA V GRADBENIŠTVU CONSTRUCTION CONFIDENCE INDICATOR

7.1 KAZALNIK ZAUPANJA V GRADBENIŠTVU V SLOVENIJI IN EU¹⁾ CONSTRUCTION CONFIDENCE INDICATOR IN SLOVENIA AND EU¹⁾



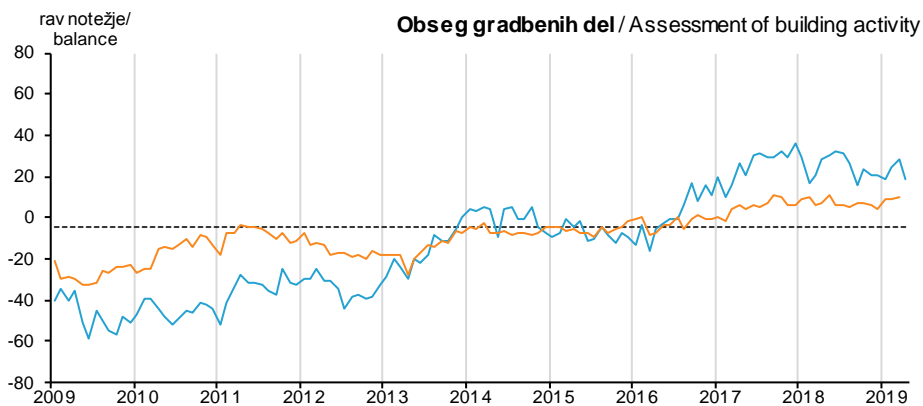
7.2 KOMPONENTE KAZALNIKA ZAUPANJA V GRADBENIŠTVU, SLOVENIJA COMPONENTS OF CONSTRUCTION CONFIDENCE INDICATOR, SLOVENIA



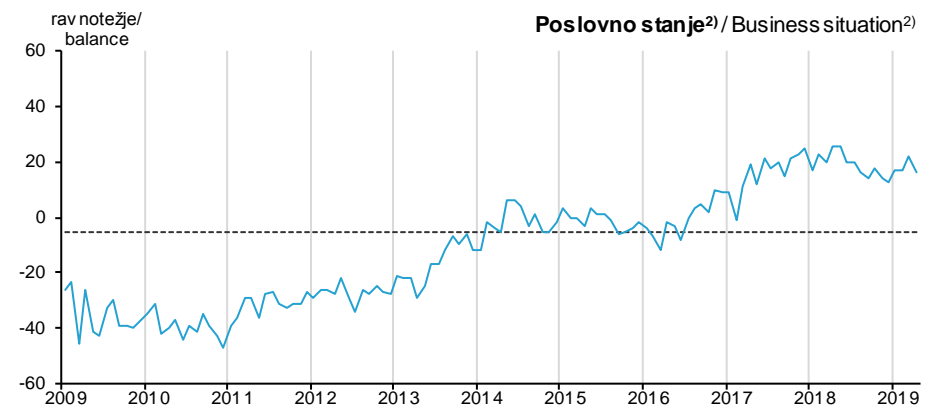
1) Vir: http://ec.europa.eu/economy_finance/db_indicators/surveys/time_series/index_en.htm, okrog 5. v mesecu. Podatki za EU za zadnji mesec niso na voljo.

Source: http://ec.europa.eu/economy_finance/db_indicators/surveys/time_series/index_en.htm, around 5th of the month. Data for EU for the last month are not available.

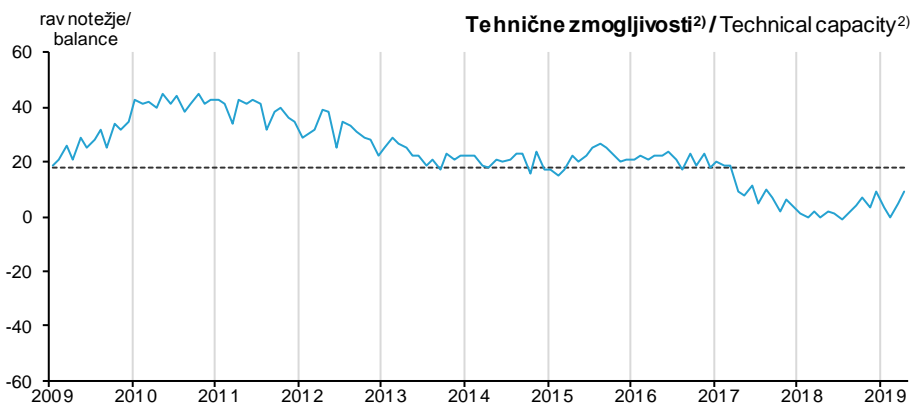
8 GIBANJE EKONOMSKIH KAZALNIKOV V GRADBENIŠTVU V SLOVENIJI IN EU¹⁾ EVOLUTION OF ECONOMIC INDICATORS IN CONSTRUCTION IN SLOVENIA AND EU¹⁾



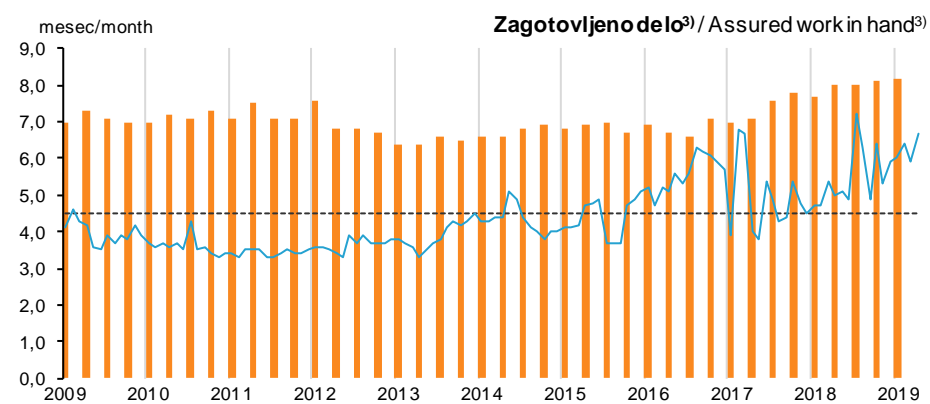
© SURS



© SURS



© SURS

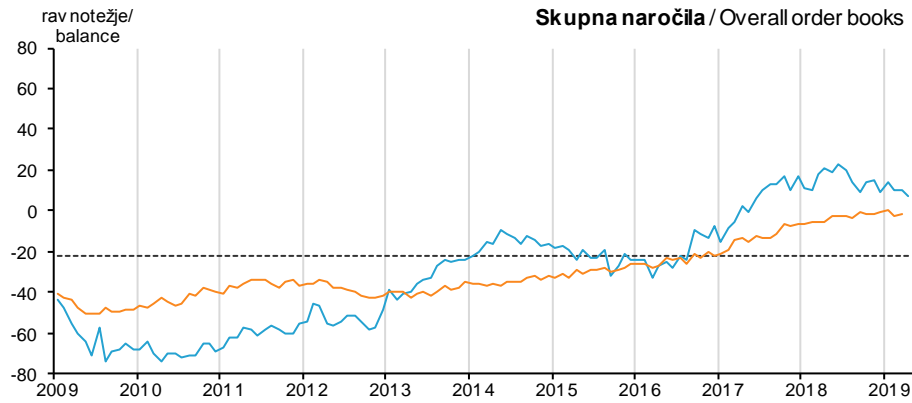


© SURS

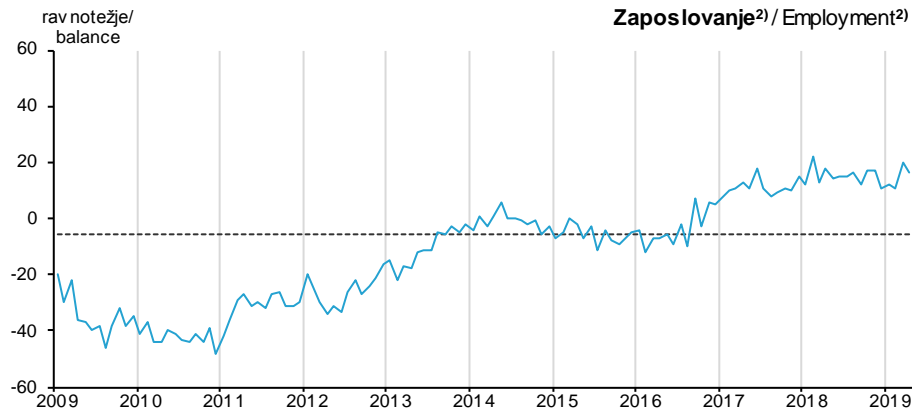
— desezonirani podatki Slovenija / seasonally adjusted data Slovenia
— desezonirani podatki EU / seasonally adjusted data EU

--- dolgoletno povprečje Slovenija (2005–2018) / long-term average Slovenia (2005–2018)

Ocena stanj
Appreciation of situation



© SURS



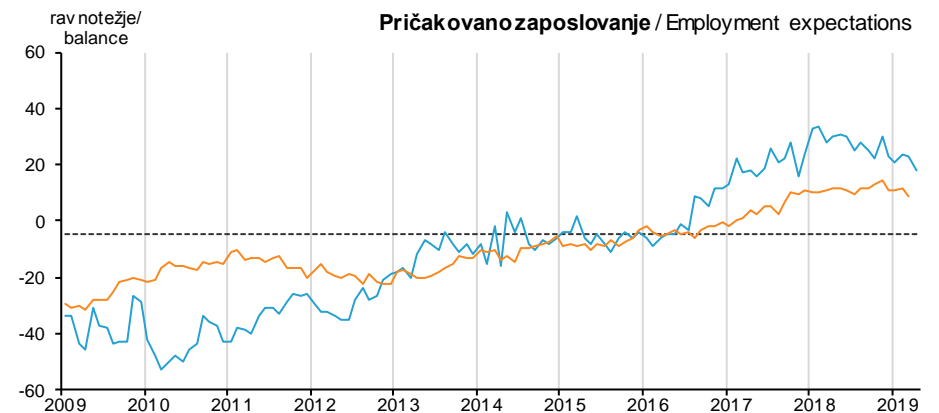
© SURS

— desezonirani podatki Slovenija / seasonally adjusted data Slovenia
— desezonirani podatki EU / seasonally adjusted data EU

Pričakovanja v naslednjih 3 mesecih
Expectations over the next 3 months



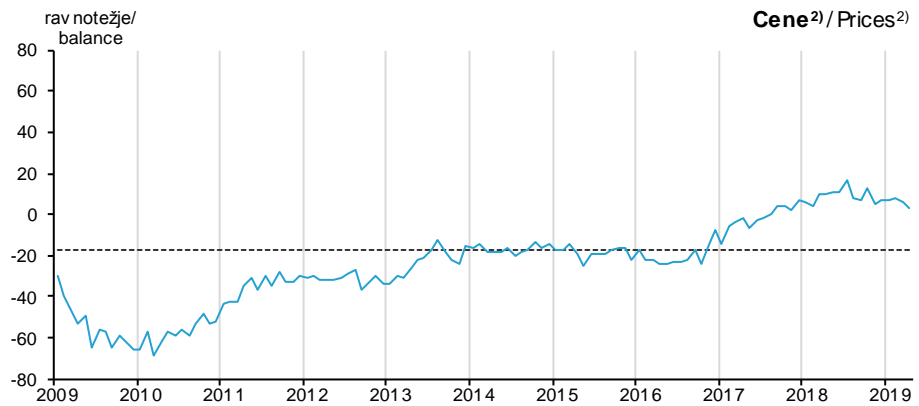
© SURS



© SURS

--- dolgotrajno povprečje Slovenija (2005–2018) / long-term average Slovenia (2005–2018)

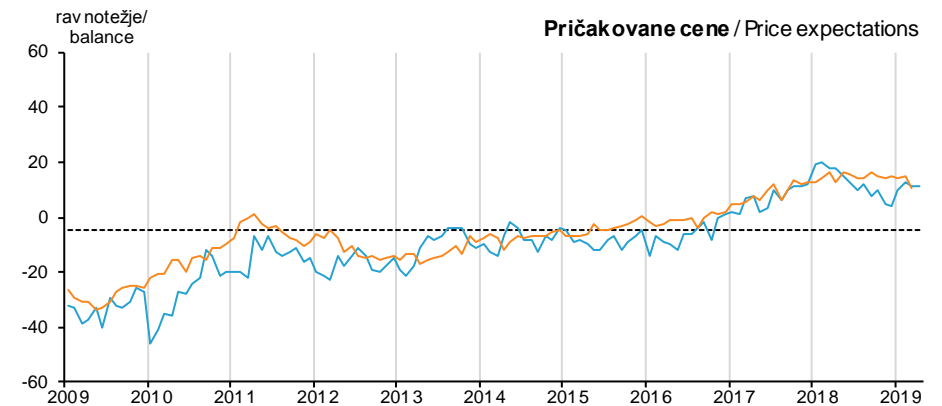
Ocena stanja
Appreciation of situation



© SURS

- desezonirani podatki Slovenija / seasonally adjusted data Slovenia
- desezonirani podatki EU / seasonally adjusted data EU

Pričakovanja v naslednjih 3 mesecih
Expectations over the next 3 months

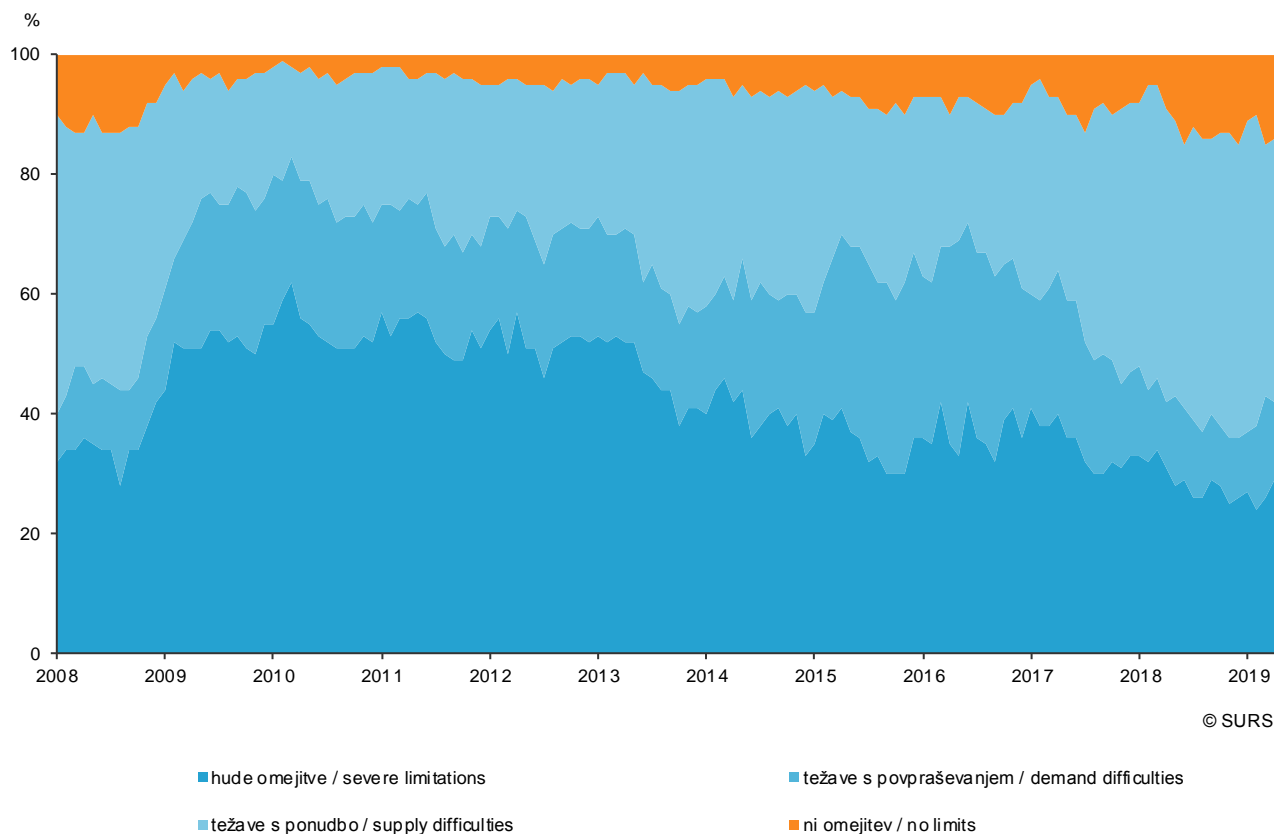


© SURS

- - - dolgoletno povprečje Slovenija (2005–2018) / long-term average Slovenia (2005–2018)

- 1) Vir: http://ec.europa.eu/economy_finance/db_indicators/surveys/time_series/index_en.htm, okrog 5. v mesecu. Podatki za EU za zadnji mesec niso na voljo.
Source: http://ec.europa.eu/economy_finance/db_indicators/surveys/time_series/index_en.htm, around 5th of the month. Data for EU for the last month are not available.
- 2) Podatki za EU niso na voljo. / Data for EU are not available.
- 3) Kazalnik opazujejo v EU vsake tri mesece. / In the EU the indicator is observed every three months.

9 OMEJITVENI DEJAVNIKI V GRADBENIŠTVU V SLOVENIJI FACTORS LIMITING BUILDING ACTIVITY IN SLOVENIA



Graf o omejitvah v gradbeništvu prikazuje delež podjetij, ki se soočajo z naslednjimi skupinami omejitev:

- Skupina "**hude omejitve**" zajema podjetja, ki imajo hkrati težave s povpraševanjem in ponudbo.
- Skupina "**težave s povpraševanjem**" zajema podjetja, ki imajo težave vsaj z enim od dejavnikov: nezadostno povpraševanje ali velika konkurenca v dejavnosti.
- Skupina "**težave s ponudbo**" zajema podjetja, ki imajo težave vsaj z enim od dejavnikov: slabi vremenski pogoji, visoki stroški materiala, dela, visoki finančni stroški, težave pri pridobivanju kreditov, pomanjkanje usposobljenih delavcev, opreme ali materialov.
- Skupina "**ni omejitev**" zajema podjetja, ki nimajo težav pri gradbeni dejavnosti.

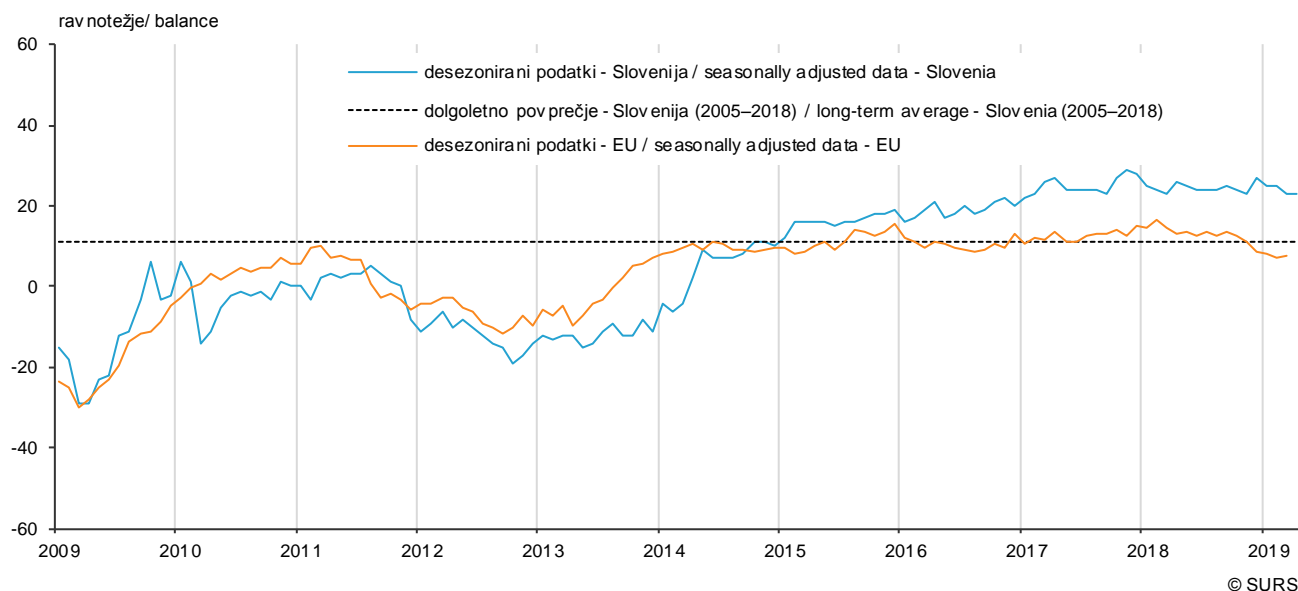
The chart on factors limiting construction shows the share of enterprises faced with the following groups of limitations:

- Group "**severe limitations**" includes enterprises faced with both demand and supply difficulties.
- Group "**demand difficulties**" includes enterprises faced with at least one of the limiting factors: insufficient demand or competition in own sector.
- Group "**supply difficulties**" includes enterprises faced with at least one of the limiting factors: bad weather conditions, high cost of material, labour or capital, access to bank credits, shortage of skilled labour, of equipment or of material.
- Group "**no limits**" includes enterprises with no limits in building activity.

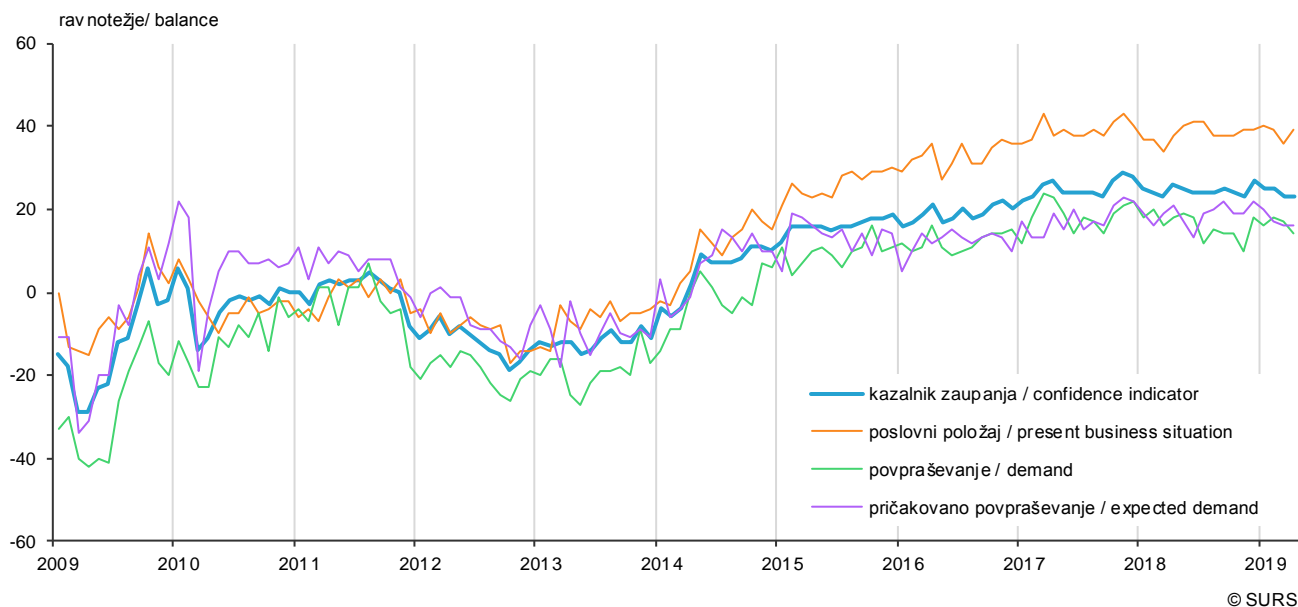
POSLOVNE TENDENCE V STORITVENIH DEJAVNOSTIH BUSINESS TENDENCY SURVEY IN SERVICES

10 KAZALNIK ZAUPANJA V STORITVENIH DEJAVNOSTIH CONFIDENCE INDICATOR IN SERVICES

10.1 KAZALNIK ZAUPANJA V STORITVENIH DEJAVNOSTIH V SLOVENIJI IN EU¹⁾ CONFIDENCE INDICATOR IN SERVICES IN SLOVENIA AND EU¹⁾



10.2 KOMPONENTE KAZALNIKA ZAUPANJA V STORITVENIH DEJAVNOSTIH, SLOVENIJA COMPONENTS OF CONFIDENCE INDICATOR IN SERVICES, SLOVENIA



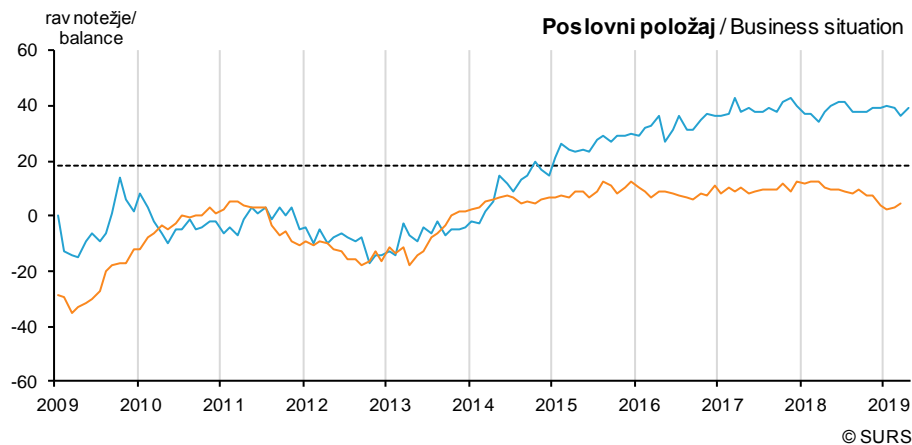
1) Vir: http://ec.europa.eu/economy_finance/db_indicators/surveys/time_series/index_en.htm, okrog 5. v mesecu. Podatki za EU za zadnji mesec niso na voljo.

Source: http://ec.europa.eu/economy_finance/db_indicators/surveys/time_series/index_en.htm, around 5th of the month. Data for EU for the last month are not available.

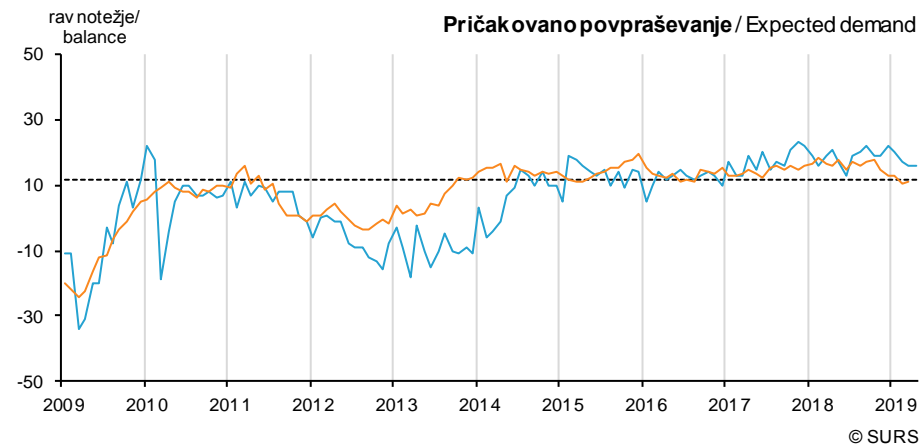
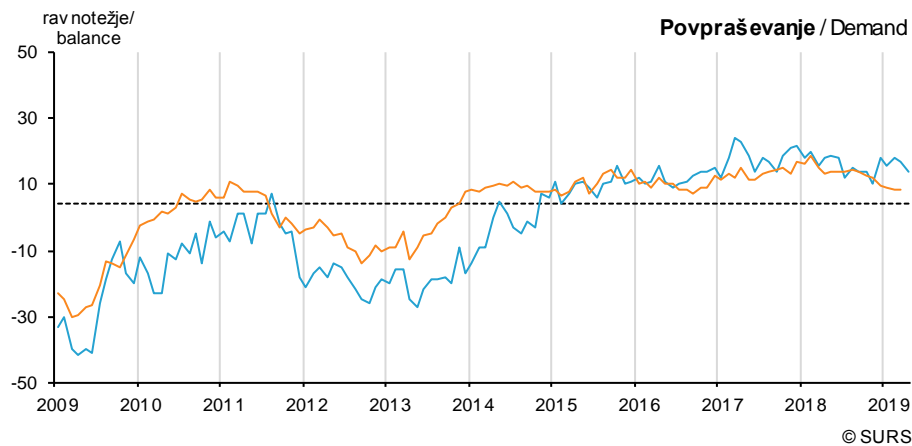
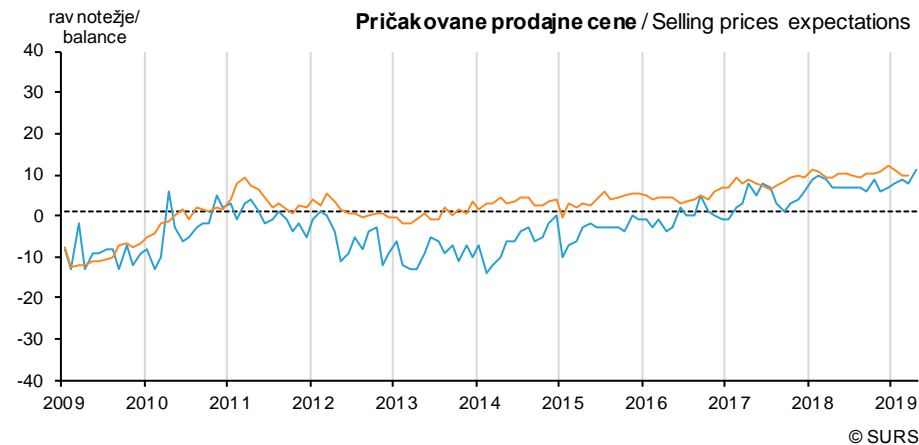
11 GIBANJE EKONOMSKIH KAZALNIKOV V STORITVENIH DEJAVNOSTIH V SLOVENIJI IN EU¹⁾

EVOLUTION OF ECONOMIC INDICATORS IN SERVICES IN SLOVENIA AND EU¹⁾

Ocena stanja
Appreciation of situation



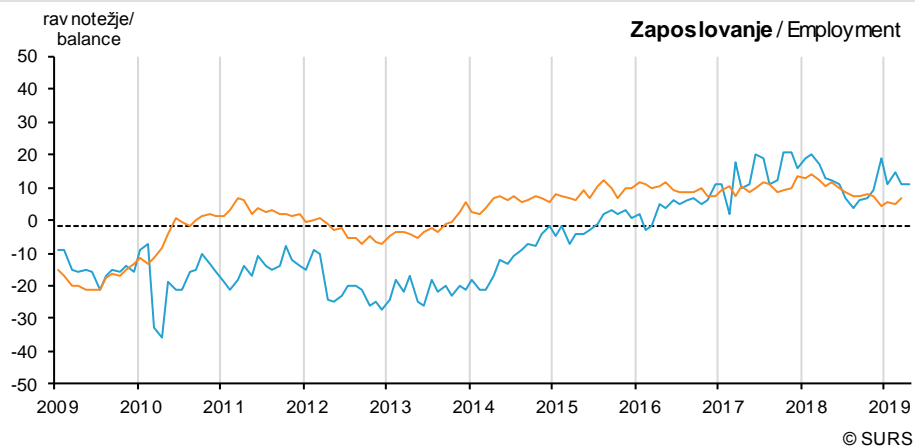
Pričakovanja v naslednjih 3 mesecih
Expectations in the next 3 months



— desezonirani podatki Slovenija / seasonally adjusted data Slovenia
— desezonirani podatki EU / seasonally adjusted data EU

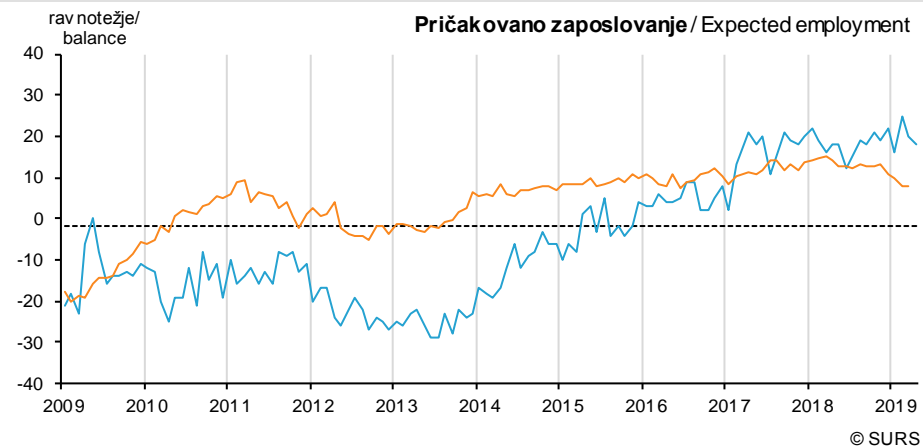
- - - dolgoletno povprečje Slovenija (2005–2018) / long-term average Slovenia (2005–2018)

Ocena stanja
Appreciation of situation



— desezonirani podatki Slovenija / seasonally adjusted data Slovenia
— desezonirani podatki EU / seasonally adjusted data EU

Pričakovanja v naslednjih 3 mesecih
Expectations in the next 3 months



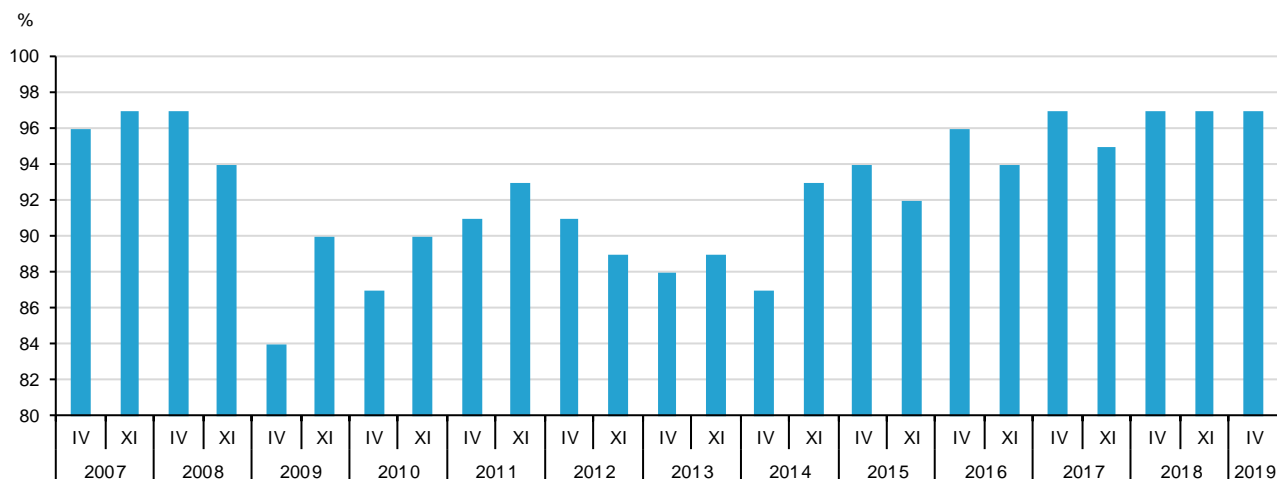
· - - - dolgoletno povprečje Slovenija (2005–2018) / long-term average Slovenia (2005–2018)

- 1) Vir: http://ec.europa.eu/economy_finance/db_indicators/surveys/time_series/index_en.htm, okrog 5. v mesecu. Podatki za EU za zadnji mesec niso na voljo.
Source: http://ec.europa.eu/economy_finance/db_indicators/surveys/time_series/index_en.htm, around 5th of the month. Data for EU for the last month are not available.

POSLOVNE TENDENCE – INVESTICIJE V PREDELOVALNIH DEJAVNOSTIH BUSINESS TENDENCY – INVESTMENT IN MANUFACTURING

12 INVESTICIJE V PREDELOVALNIH DEJAVNOSTIH INVESTMENT IN MANUFACTURING

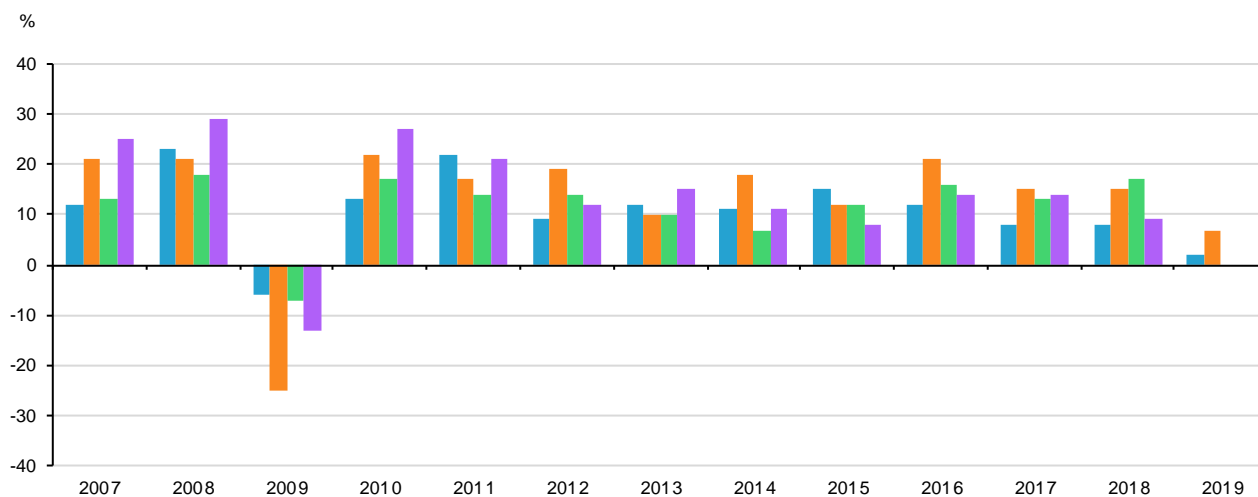
12.1 DELEŽ PODJETIJ, KI INVESTIRAJO, SLOVENIJA SHARE OF INVESTMENT ENTERPRISES, SLOVENIA



IV - rezultati spomladanske ankete / spring survey results XI - rezultati jesenske ankete / autumn survey results

© SURS

12.2 INVESTICIJE V OSNOVNA SREDSTVA - % SPREMEMBE GLEDE NA PREDHODNO LETO FIXED CAPITAL INVESTMENT - % CHANGE IN RELATION TO PRECEDING YEAR



© SURS

■ Napoved za opazovano leto, izražena v predhodnem letu. / Assessment for the observed year made in the preceding year.

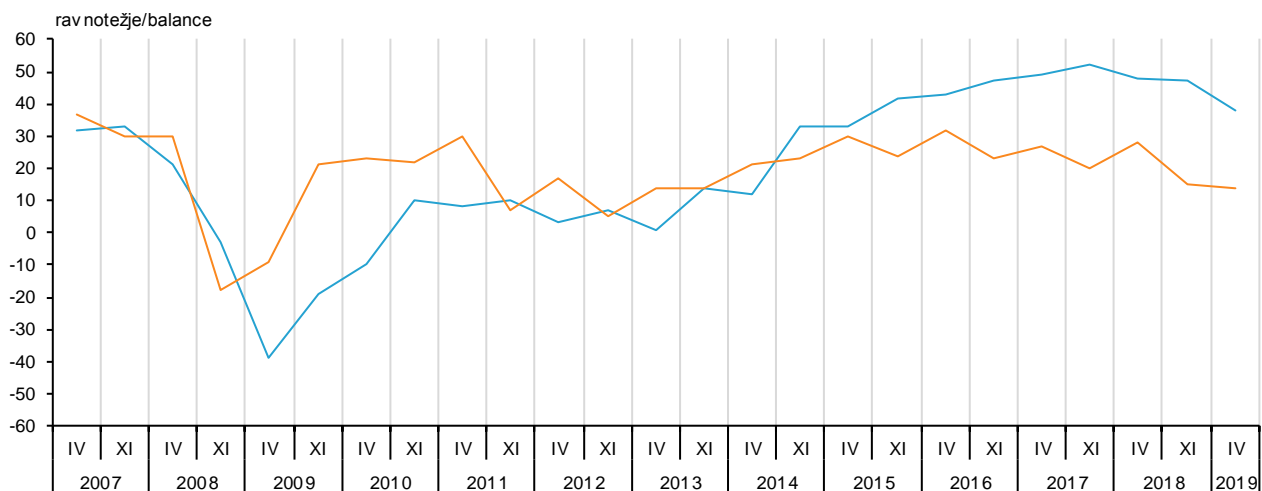
■ Spomladanska ocena za tekoče leto v primerjavi s predhodnim letom. / Spring assessment for the observed year made in comparison with the preceding year.

■ Jesenska ocena za tekoče leto v primerjavi s predhodnim letom. / Autumn assessment for the observed year made in comparison with the preceding year.

■ Ocena za opazovano leto, izražena v naslednjem letu. / Assessment for the observed year made next year.

13 POSLOVNO STANJE PREDELOVALNIH PODJETIJ, SLOVENIJA BUSINESS SITUATION OF MANUFACTURING ENTERPRISES, SLOVENIA

13.1 SEDANJE IN PRIČAKOVANO POSLOVNO STANJE PRESENT AND EXPECTED BUSINESS SITUATION



© SURS

— sedanje poslovno stanje / present business situation

— pričakovano poslovno stanje / expected business situation

IV – rezultati spomladanske ankete / spring survey results

XI – rezultati jesenske ankete / autumn survey results