



---

# POSLOVNE TENDENCE

## BUSINESS TENDENCY



**november 2022**

November 2022

<b>PREDELOVALNE DEJAVNOSTI / MANUFACTURING .....</b>	<b>3</b>
1 KAZALNIK ZAUPANJA / CONFIDENCE INDICATOR.....	3
2 GIBANJE EKONOMSKIH KAZALNIKOV / EVOLUTION OF ECONOMIC INDICATORS .....	4
<b>TRGOVINA NA DROBNO / RETAIL TRADE .....</b>	<b>7</b>
3 KAZALNIK ZAUPANJA / CONFIDENCE INDICATOR.....	7
4 GIBANJE EKONOMSKIH KAZALNIKOV / EVOLUTION OF ECONOMIC INDICATORS .....	8
<b>GRADBENIŠTVO / CONSTRUCTION.....</b>	<b>10</b>
6 KAZALNIK ZAUPANJA / CONFIDENCE INDICATOR.....	10
7 GIBANJE EKONOMSKIH KAZALNIKOV / EVOLUTION OF ECONOMIC INDICATORS .....	11
<b>STORITVENE DEJAVNOSTI / SERVICES .....</b>	<b>13</b>
9 KAZALNIK ZAUPANJA / CONFIDENCE INDICATOR.....	13
10 GIBANJE EKONOMSKIH KAZALNIKOV / EVOLUTION OF ECONOMIC INDICATORS .....	14
<b>INVESTICIJE V PREDELOVALNIH DEJAVNOSTIH – JESEN / INVESTMENT IN MANUFACTURING – AUTUMN .....</b>	<b>16</b>
11 INVESTICIJE V PREDELOVALNIH DEJAVNOSTIH / INVESTMENT IN MANUFACTURING .....	16
12 VPLIV RAZLIČNIH DEJAVNIKOV NA INVESTICIJE / FACTOR INFLUENCING IN MANUFACTURING .....	17

# POSLOVNE TENDENCE V PREDELOVALNIH DEJAVNOSTIH

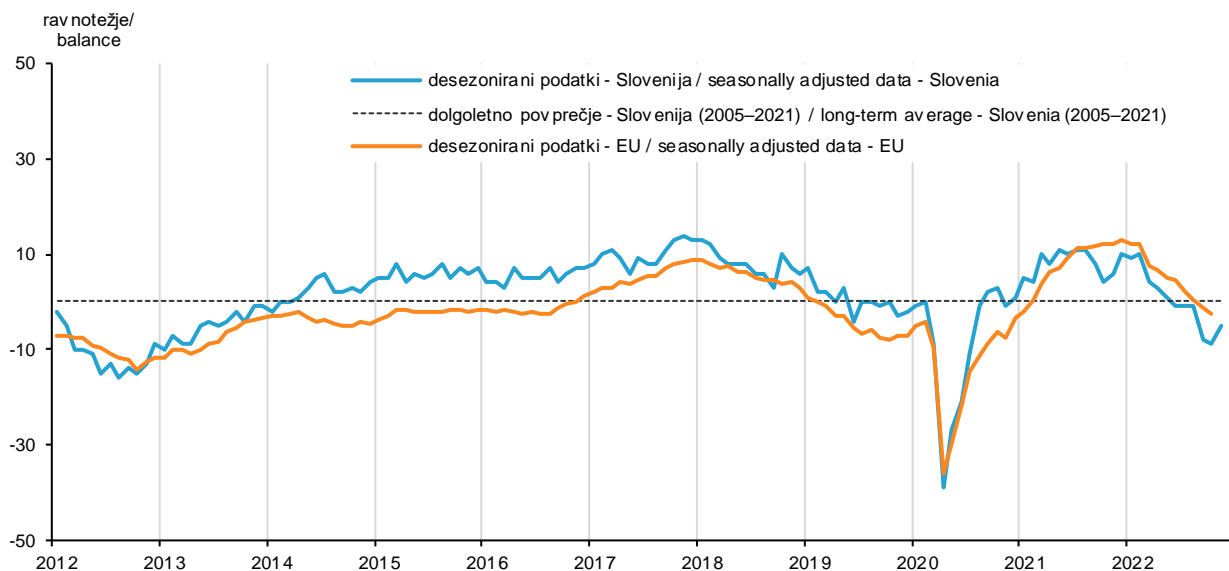
## BUSINESS TENDENCY IN MANUFACTURING

### 1 KAZALNIK ZAUPANJA V PREDELOVALNIH DEJAVNOSTIH

#### CONFIDENCE INDICATOR IN MANUFACTURING

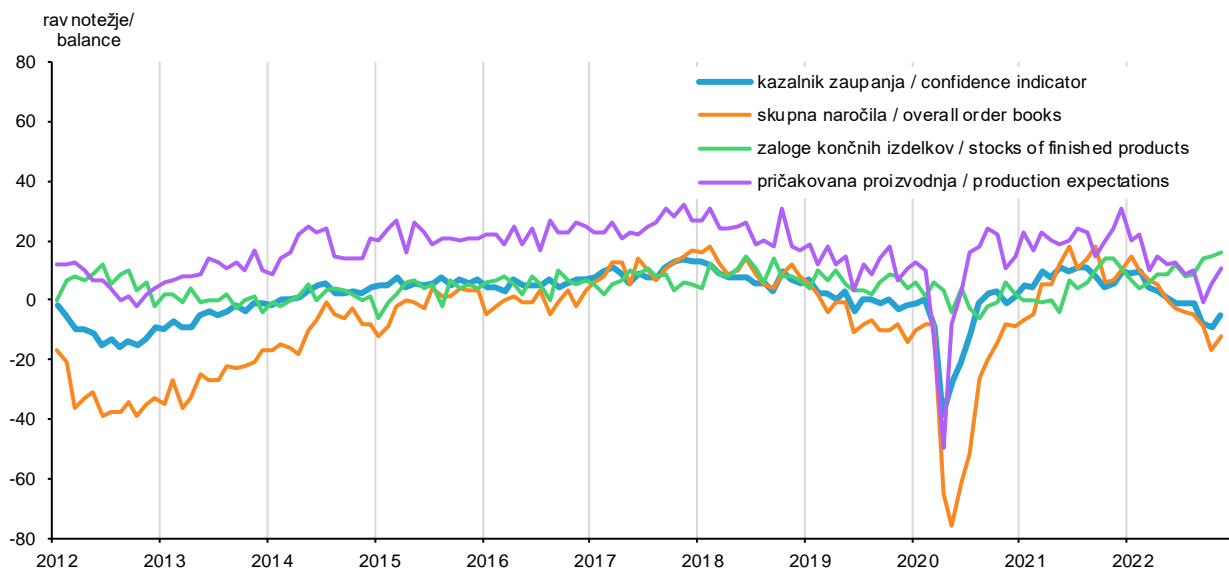
#### 1.1 KAZALNIK ZAUPANJA V PREDELOVALNIH DEJAVNOSTIH V SLOVENIJI IN EU<sup>1)</sup>

##### CONFIDENCE INDICATOR IN MANUFACTURING IN SLOVENIA AND EU<sup>1)</sup>



#### 1.2 KOMPONENTE KAZALNIKA ZAUPANJA V PREDELOVALNIH DEJAVNOSTIH, SLOVENIJA

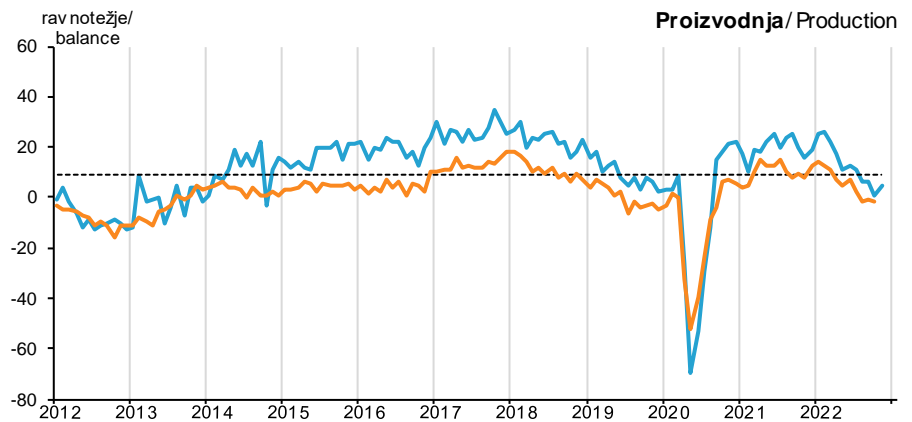
##### COMPONENTS OF CONFIDENCE INDICATOR IN MANUFACTURING, SLOVENIA



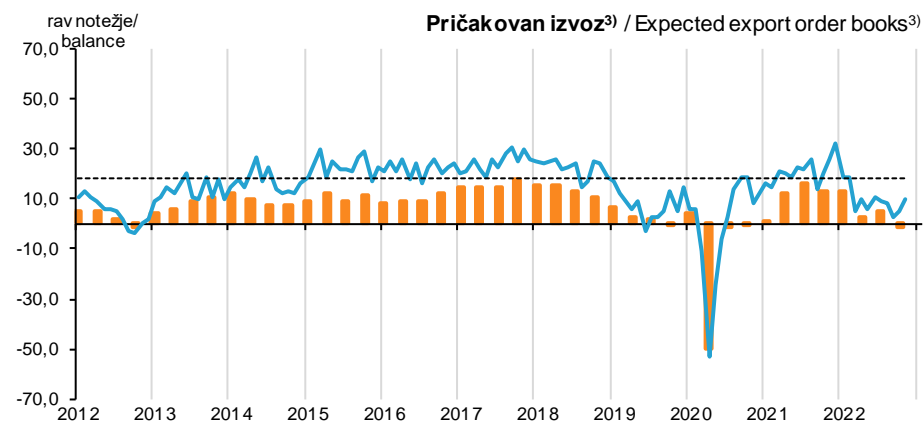
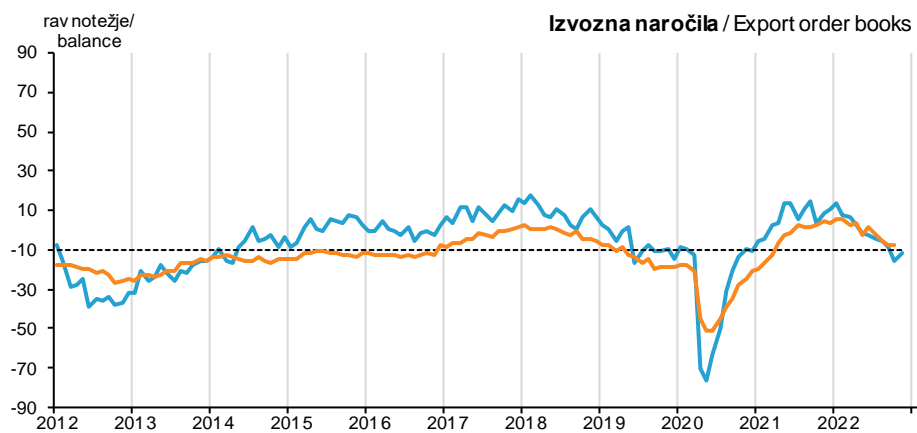
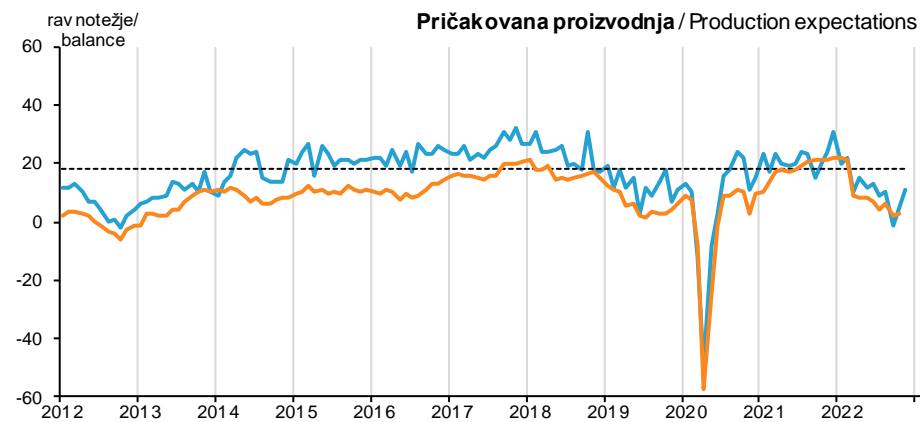
1) Vir: Podatki [Evropske komisije](#) z licenco [CC BY 4.0](#)  
Source: [European Commission](#) data, licensed under [CC BY 4.0](#)

## 2 GIBANJE EKONOMSKIH KAZALNIKOV V PREDELOVALNIH DEJAVNOSTIH V SLOVENIJI IN EU<sup>1)</sup> EVOLUTION OF ECONOMIC INDICATORS IN MANUFACTURING IN SLOVENIA AND EU<sup>1)</sup>

**Ocena stanja**  
Appreciation of situation



**Pričakovanja v naslednjih 3 mesecih**  
Expectations in the next 3 months

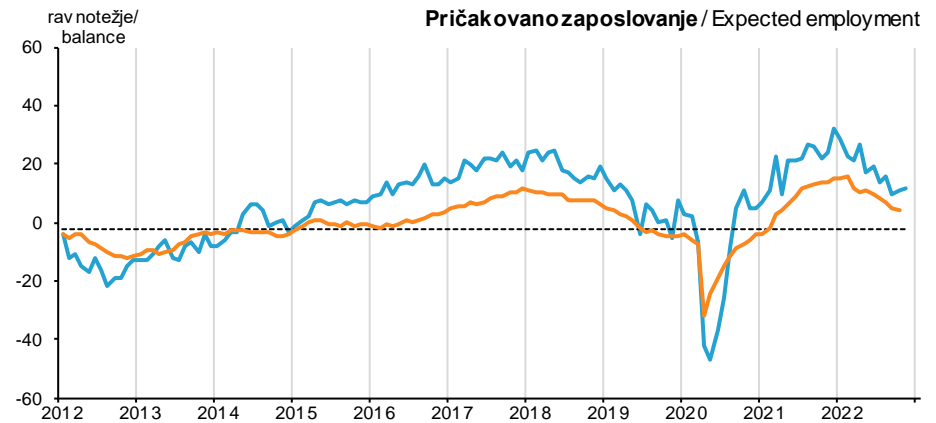
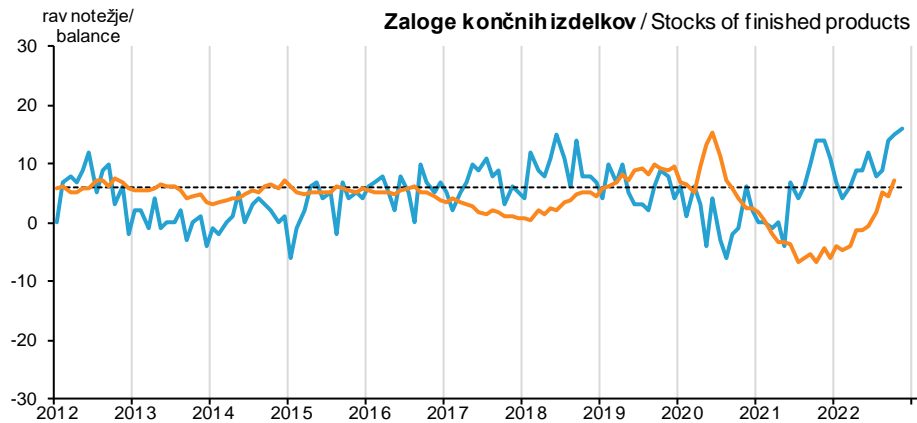
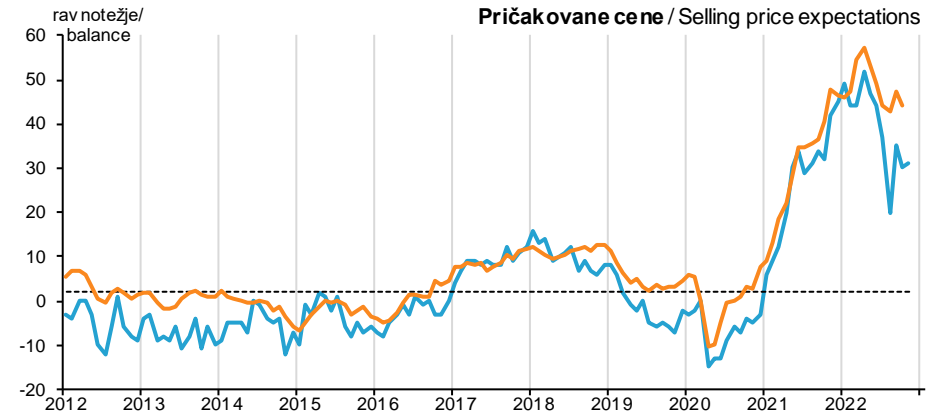
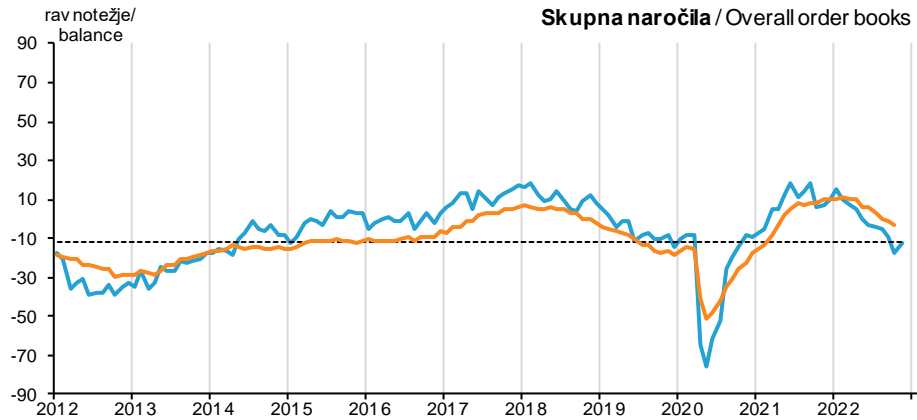


— desezonirani podatki Slovenija / seasonally adjusted data Slovenia  
— desezonirani podatki EU / seasonally adjusted data EU

- - - dolgoletno povprečje Slovenija (2005–2021) / long-term average Slovenia (2005–2021)

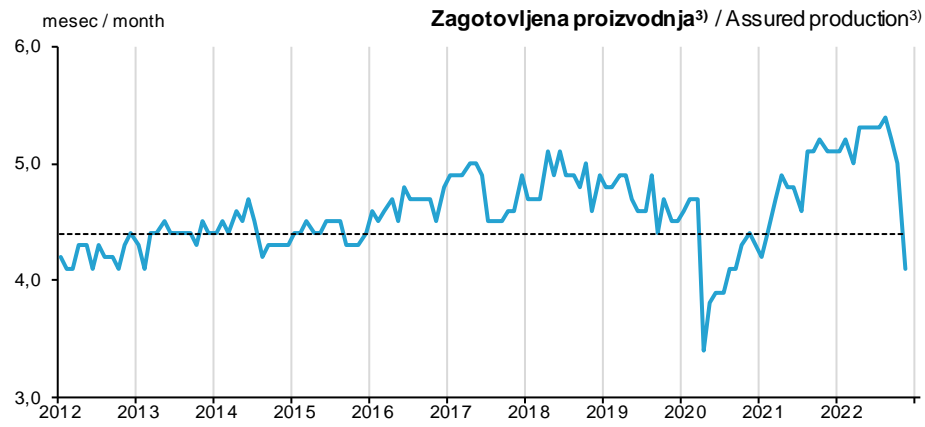
**Ocena stanja**  
Appreciation of situation

**Pričakovanja v naslednjih 3 mesecih**  
Expectations in the next 3 months



— desezonirani podatki Slovenija / seasonally adjusted data Slovenia  
— desezonirani podatki EU / seasonally adjusted data EU

- - - dolgoletno povprečje Slovenija (2005–2021) / long-term average Slovenia (2005–2021)



— desezonirani podatki Slovenija / seasonally adjusted data Slovenia  
— desezonirani podatki EU / seasonally adjusted data EU

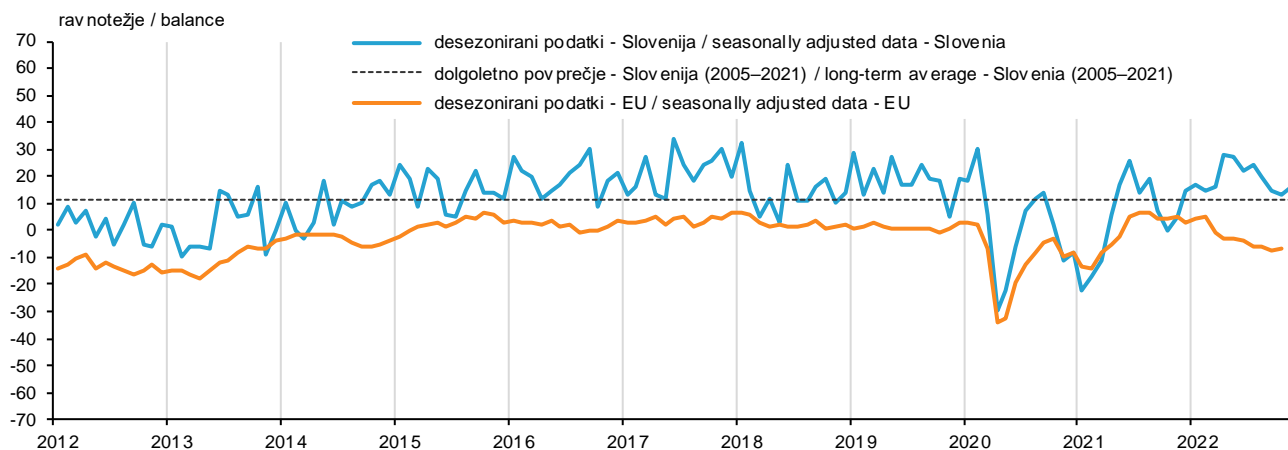
- - - dolgoletno povprečje Slovenija (2005–2021) / long-term average Slovenia (2005–2021)

- 1) Vir: Podatki [Evropske komisije](#) z licenco [CC BY 4.0](#)  
Source: [European Commission](#) data, licensed under [CC BY 4.0](#)
- 2) Podatki za EU niso na voljo. / Data for EU are not available.
- 3) Kazalnik opazujejo v EU vsake tri mesece. / In the EU the indicator is observed every three months.

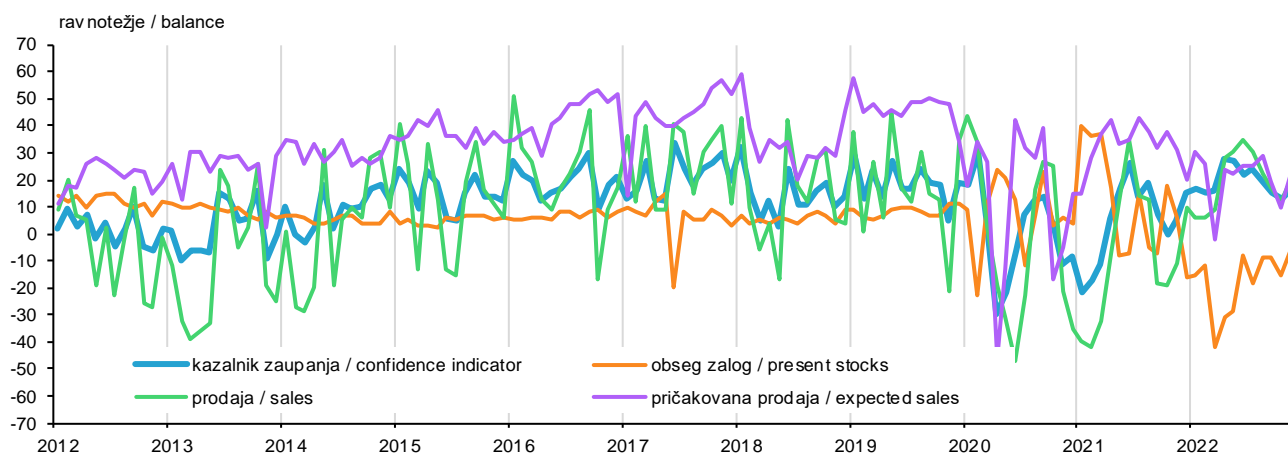
# POSLOVNE TENDENCE V TRGOVINI NA DROBNO BUSINESS TENDENCY SURVEY IN RETAIL TRADE

## 3 KAZALNIK ZAUPANJA V TRGOVINI NA DROBNO CONFIDENCE INDICATOR IN RETAIL TRADE

### 3.1 KAZALNIK ZAUPANJA V TRGOVINI NA DROBNO V SLOVENIJI IN EU<sup>1)</sup> CONFIDENCE INDICATOR IN RETAIL TRADE IN SLOVENIA AND EU<sup>1)</sup>



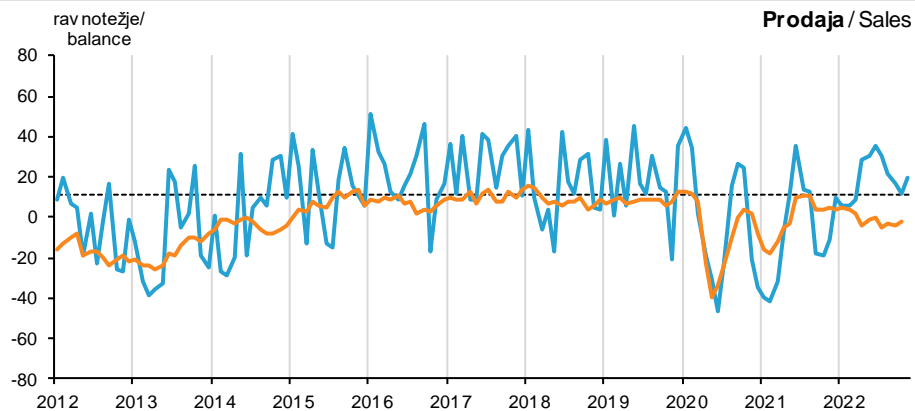
### 3.2 KOMPONENTE KAZALNIKA ZAUPANJA V TRGOVINI NA DROBNO, SLOVENIJA COMPONENTS OF CONFIDENCE INDICATOR IN RETAIL TRADE, SLOVENIA



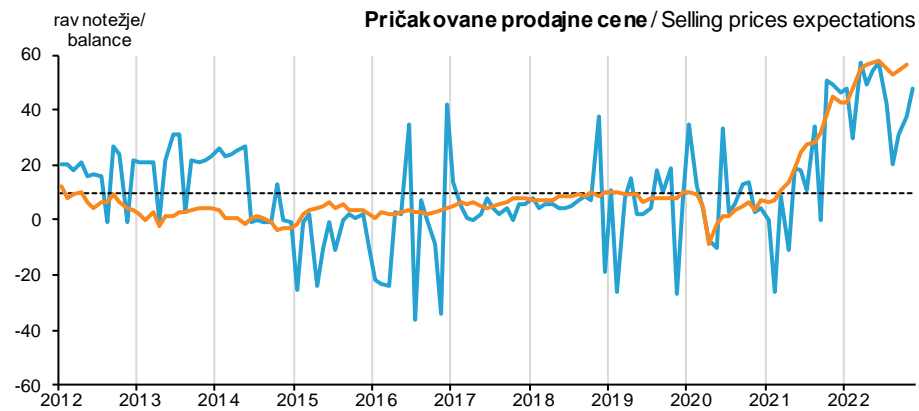
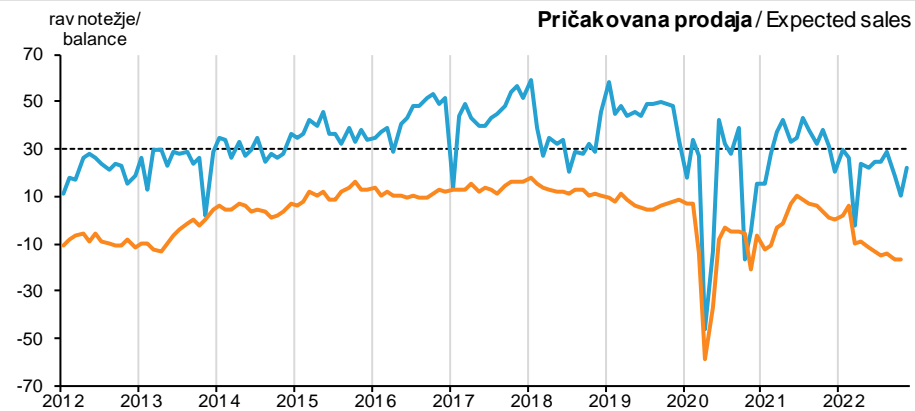
1) Vir: Podatki [Evropske komisije](#) z licenco [CC BY 4.0](#)  
Source: [European Commission](#) data, licensed under [CC BY 4.0](#)

#### 4 GIBANJE EKONOMSKIH KAZALNIKOV V TRGOVINI NA DROBNO V SLOVENIJI IN EU<sup>1)</sup> EVOLUTION OF ECONOMIC INDICATORS IN RETAIL TRADE IN SLOVENIA AND EU<sup>1)</sup>

**Ocena stanj**  
Appreciation of situation



**Pričakovanja v naslednjih 3 mesecih**  
Expectations in the next 3 months

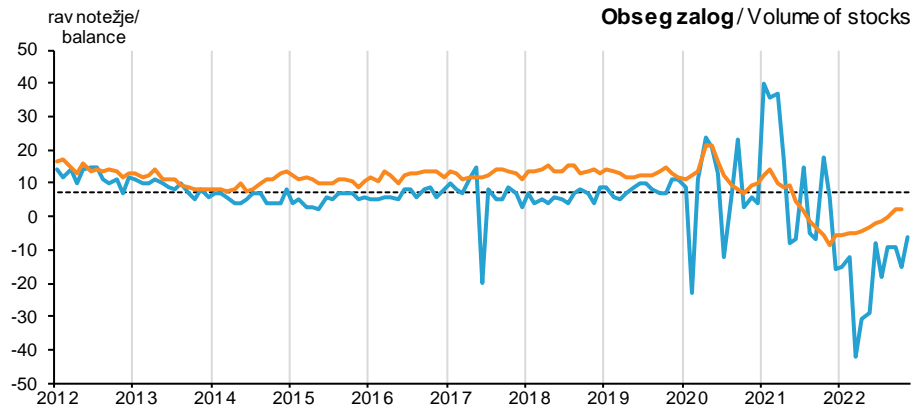


— desezonirani podatki Slovenija / seasonally adjusted data Slovenia  
— desezonirani podatki EU / seasonally adjusted data EU

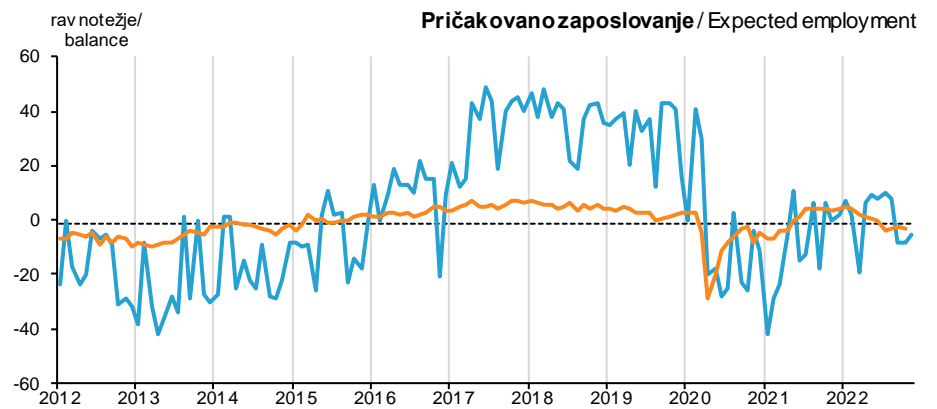
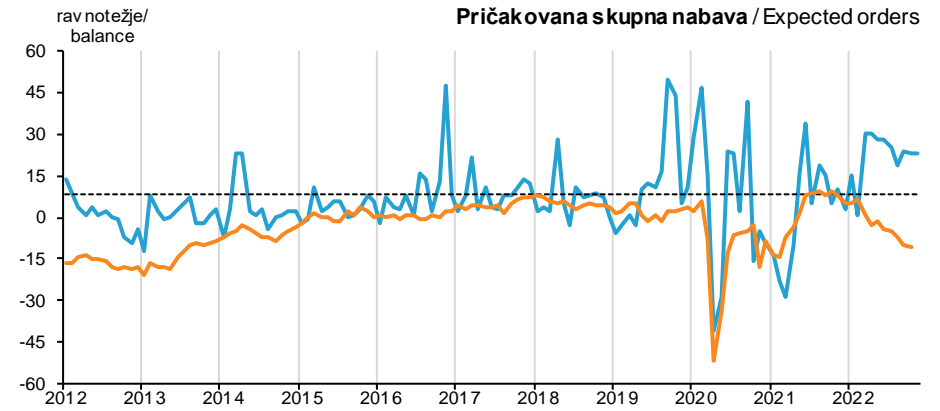
- - - dolgoletno povprečje Slovenija (2005–2021) / long-term average Slovenia (2005–2021)



**Ocena stanj**  
Appreciation of situation



**Pričakovanja v naslednjih 3 mesecih**  
Expectations in the next 3 months



— sezonsko prilagojeni podatki Slovenija / seasonally adjusted data Slovenia  
— sezonsko prilagojeni podatki EU / seasonally adjusted data EU

- - - dolgotrajno povprečje Slovenija (2005–2021) / long-term average Slovenia (2005–2021)

1) Vir: Podatki [Evropske komisije](#) z licenco [CC BY 4.0](#)

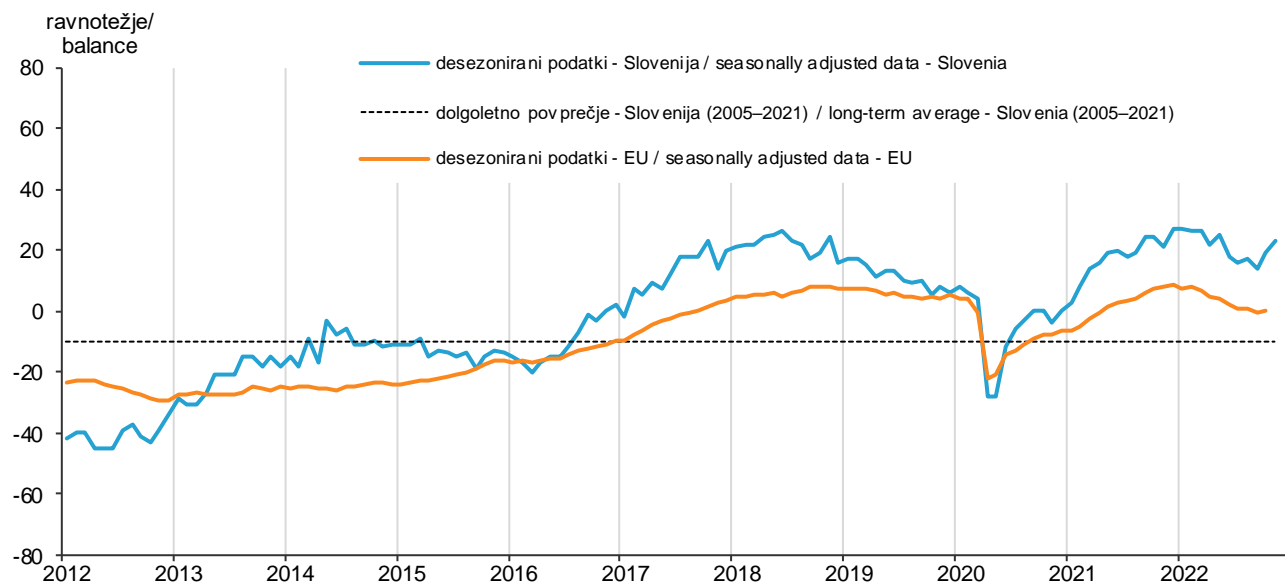
Source: [European Commission](#) data, licensed under [CC BY 4.0](#)

Podatki za EU niso na voljo. / Data for EU are not available.

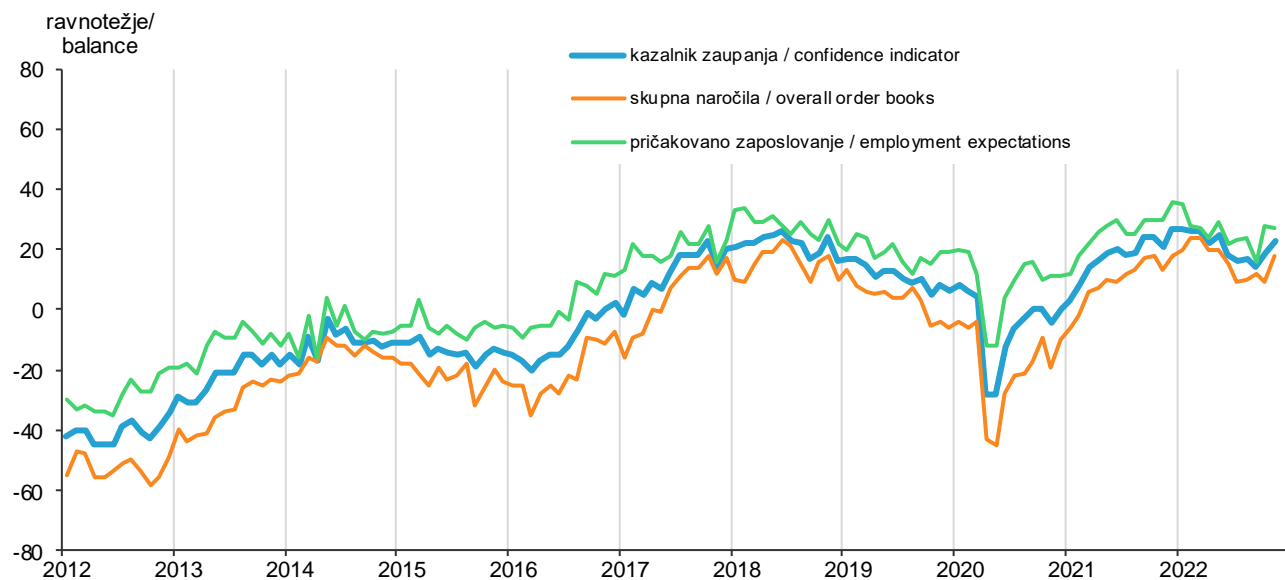
## POSLOVNE TENDENCE V GRADBENIŠTVU BUSINESS TENDENCY IN CONSTRUCTION

### 5 KAZALNIK ZAUPANJA V GRADBENIŠTVU CONSTRUCTION CONFIDENCE INDICATOR

#### 5.1 KAZALNIK ZAUPANJA V GRADBENIŠTVU V SLOVENIJI IN EU<sup>1)</sup> CONSTRUCTION CONFIDENCE INDICATOR IN SLOVENIA AND EU<sup>1)</sup>



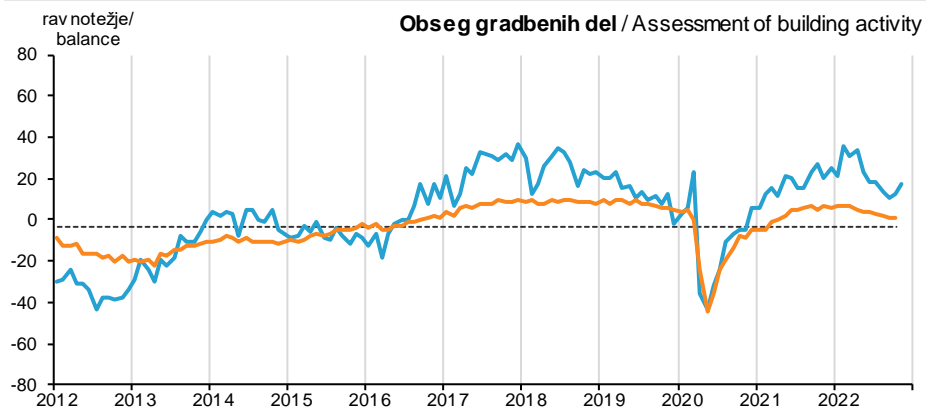
#### 5.2 KOMPONENTE KAZALNIKA ZAUPANJA V GRADBENIŠTVU, SLOVENIJA COMPONENTS OF CONSTRUCTION CONFIDENCE INDICATOR, SLOVENIA



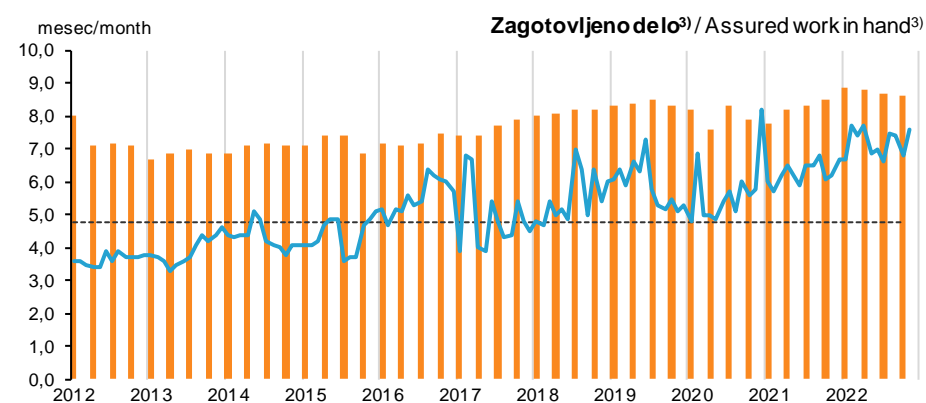
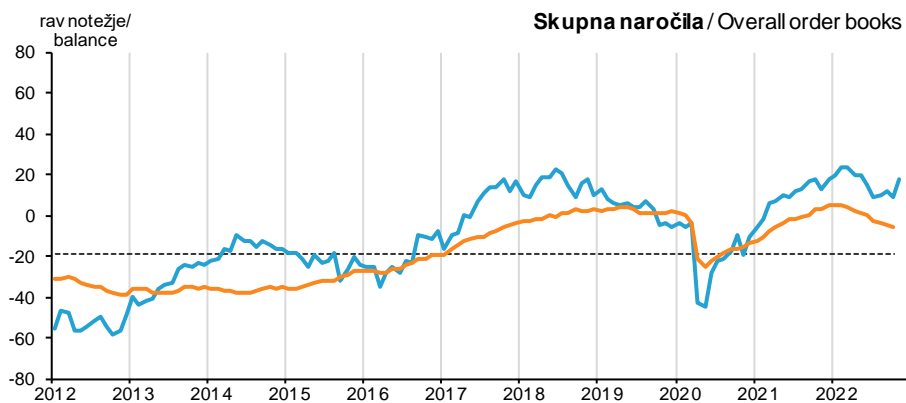
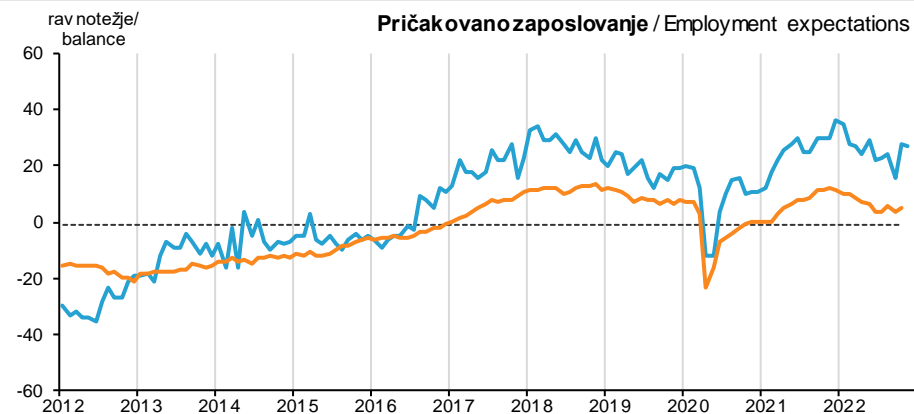
1) Vir: Podatki [Evropske komisije](#) z licenco [CC BY 4.0](#)  
Source: [European Commission](#) data, licensed under [CC BY 4.0](#)

## 6 GIBANJE EKONOMSKIH KAZALNIKOV V GRADBENIŠTVU V SLOVENIJI IN EU<sup>1)</sup> EVOLUTION OF ECONOMIC INDICATORS IN CONSTRUCTION IN SLOVENIA AND EU<sup>1)</sup>

**Ocena stanj**  
Appreciation of situation

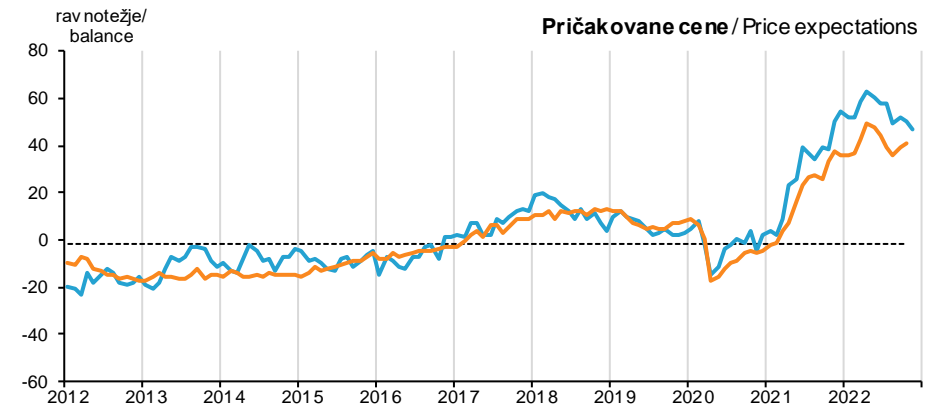


**Pričakovanja v naslednjih 3 mesecih**  
Expectations over the next 3 months



— desezonirani podatki Slovenija / seasonally adjusted data Slovenia  
— desezonirani podatki EU / seasonally adjusted data EU

- - - dolgoletno povprečje Slovenija (2005–2021) / long-term average Slovenia (2005–2021)



— desezonirani podatki Slovenija / seasonally adjusted data Slovenia  
— desezonirani podatki EU / seasonally adjusted data EU

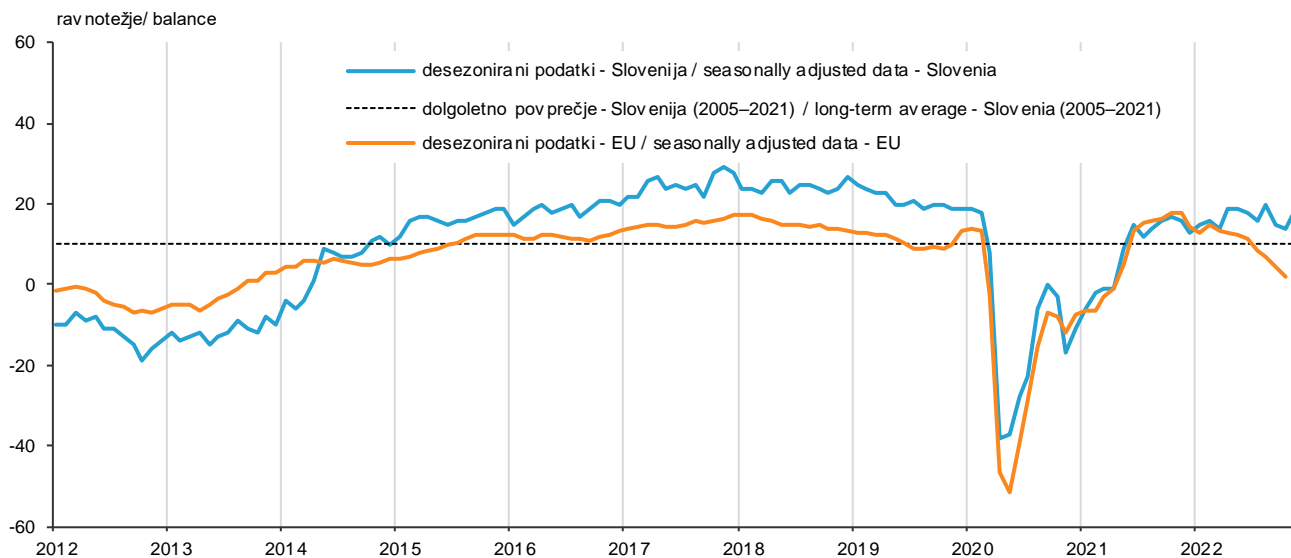
- - - dolgoletno povprečje Slovenija (2005–2021) / long-term average Slovenia (2005–2021)

- 1) Vir: Podatki [Evropske komisije](#) z licenco [CC BY 4.0](#)  
Source: [European Commission](#) data, licensed under [CC BY 4.0](#)
- 2) Podatki za EU niso na voljo. / Data for EU are not available.
- 3) Kazalnik opazujejo v EU vsake tri mesece. / In the EU the indicator is observed every three months.

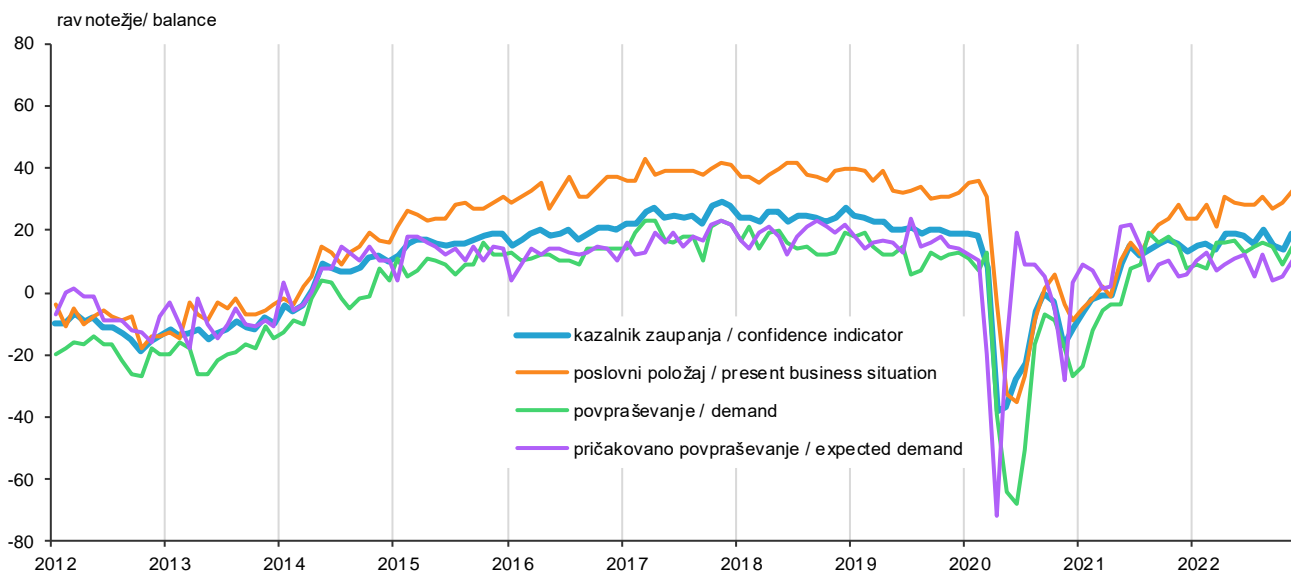
## POSLOVNE TENDENCE V STORITVENIH DEJAVNOSTIH BUSINESS TENDENCY SURVEY IN SERVICES

### 7 KAZALNIK ZAUPANJA V STORITVENIH DEJAVNOSTIH CONFIDENCE INDICATOR IN SERVICES

#### 7.1 KAZALNIK ZAUPANJA V STORITVENIH DEJAVNOSTIH V SLOVENIJI IN EU<sup>1)</sup> CONFIDENCE INDICATOR IN SERVICES IN SLOVENIA AND EU<sup>1)</sup>



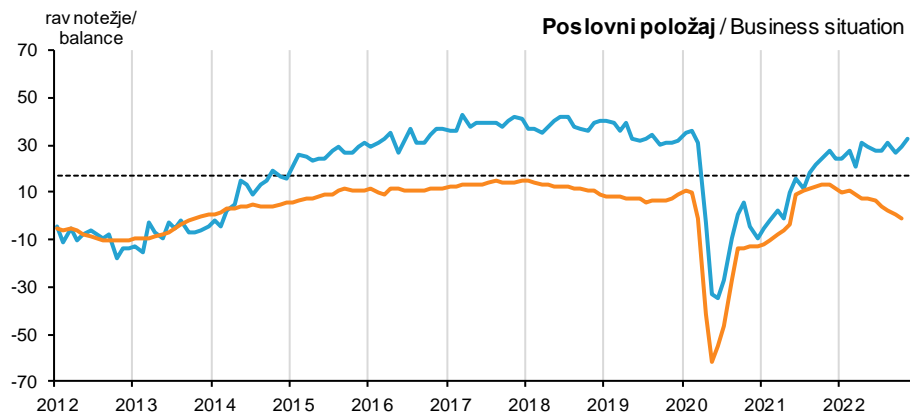
#### 7.2 KOMPONENTE KAZALNIKA ZAUPANJA V STORITVENIH DEJAVNOSTIH, SLOVENIJA COMPONENTS OF CONFIDENCE INDICATOR IN SERVICES, SLOVENIA



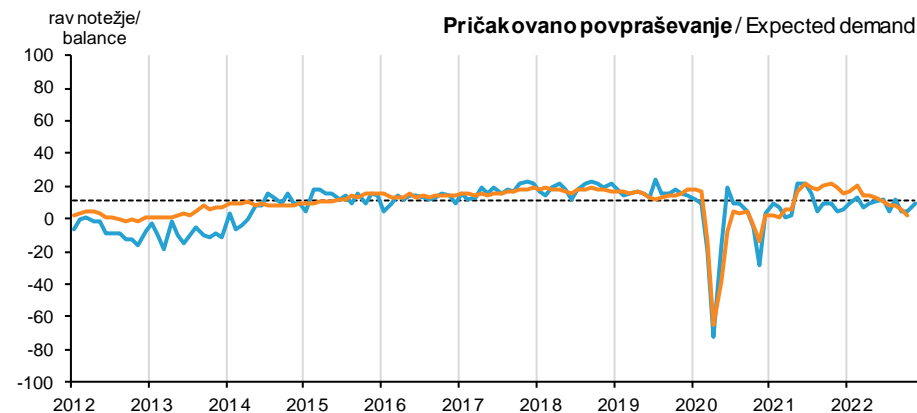
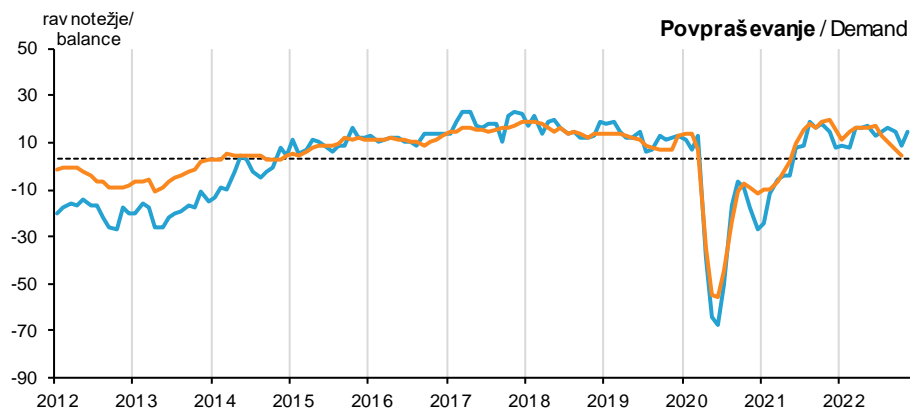
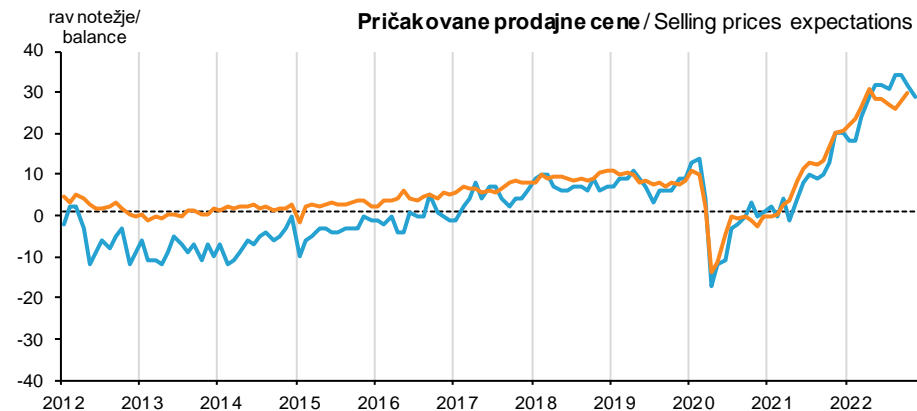
1) Vir: Podatki [Evropske komisije](#) z licenco [CC BY 4.0](#)  
Source: [European Commission](#) data, licensed under [CC BY 4.0](#)

## 8 GIBANJE EKONOMSKIH KAZALNIKOV V STORITVENIH DEJAVNOSTIH V SLOVENIJI IN EU<sup>1)</sup> EVOLUTION OF ECONOMIC INDICATORS IN SERVICES IN SLOVENIA AND EU<sup>1)</sup>

**Ocena stanja**  
Appreciation of situation



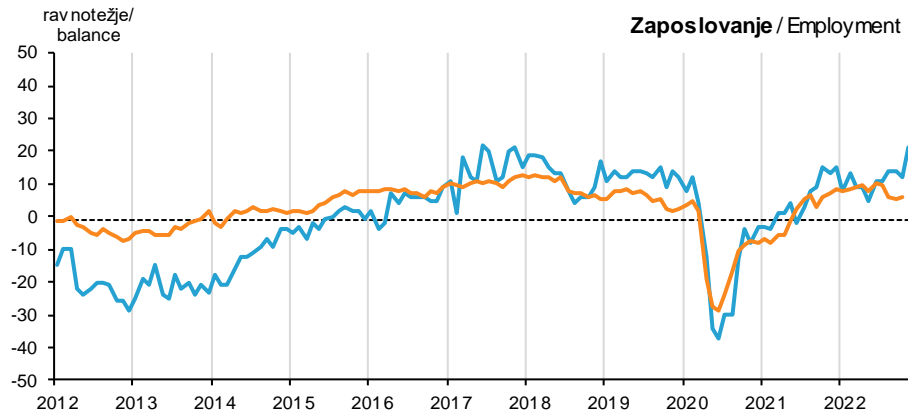
**Pričakovanja v naslednjih 3 mesecih**  
Expectations in the next 3 months



— desezonirani podatki Slovenija / seasonally adjusted data Slovenia  
— desezonirani podatki EU / seasonally adjusted data EU

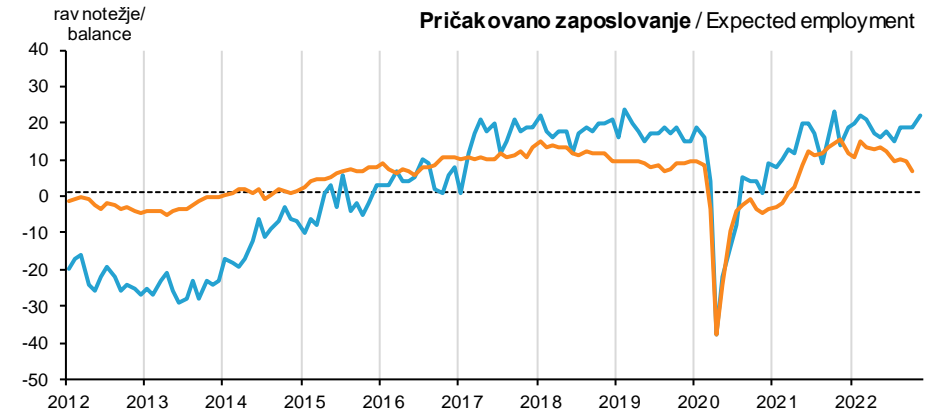
- - - dolgoletno povprečje Slovenija (2005–2021) / long-term average Slovenia (2005–2021)

**Ocena stanja**  
Appreciation of situation



— desezonirani podatki Slovenija / seasonally adjusted data Slovenia  
 — desezonirani podatki EU / seasonally adjusted data EU

**Pričakovanja v naslednjih 3 mesecih**  
Expectations in the next 3 months



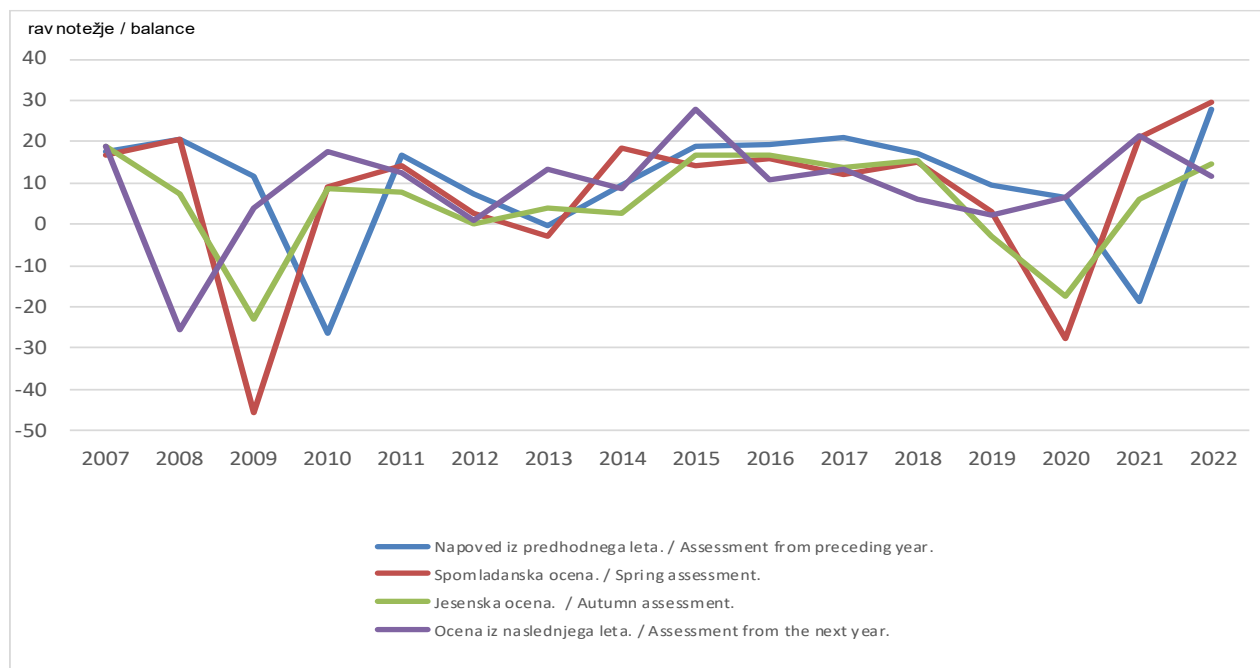
- - - dolgoletno povprečje Slovenija (2005–2021) / long-term average Slovenia (2005–2021)

1) Vir: Podatki [Evropske komisije](#) z licenco [CC BY 4.0](#)  
 Source: [European Commission](#) data, licensed under [CC BY 4.0](#)

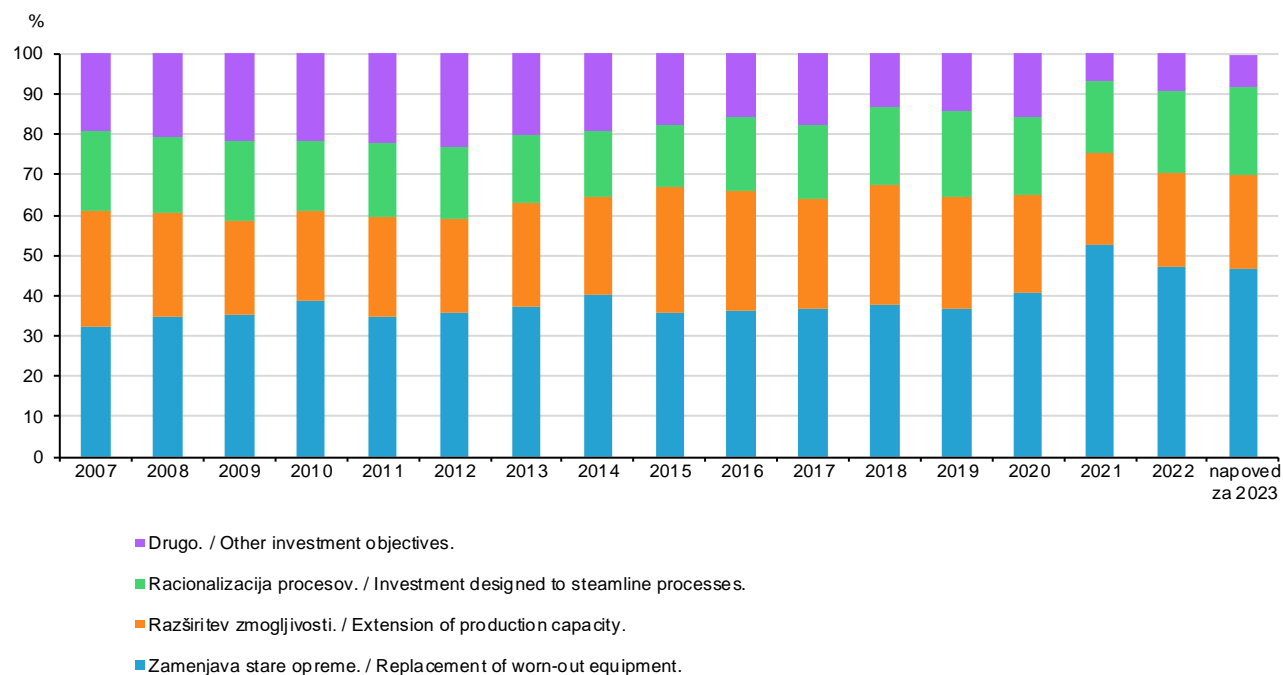
## POSLOVNE TENDENCE – INVESTICIJE V PREDELOVALNIH DEJAVNOSTIH BUSINESS TENDENCY – INVESTMENT IN MANUFACTURING

### 9 INVESTICIJE V PREDELOVALNIH DEJAVNOSTIH INVESTMENT IN MANUFACTURING

#### 9.1 INVESTICIJE V OSNOVNA SREDSTVA - RAVNOTEŽJE FIXED CAPITAL INVESTMENT – BALANCE



#### 9.2 STRUKTURA INVESTICIJ V PREDELOVALNIH DEJAVNOSTIH STRUCTURE OF INVESTMENT IN MANUFACTURING





### 9.3 VPLIV RAZLIČNIH DEJAVNIKOV NA INVESTICIJE V PREDELOVALNIH DEJAVNOSTIH FACTORS INFLUENCING INVESTMENT IN MANUFACTURING

