



---

# POSLOVNE TENDENCE

## BUSINESS TENDENCY

**oktober 2022**  
October 2022

<b>PREDELOVALNE DEJAVNOSTI / MANUFACTURING .....</b>	<b>3</b>
1 KAZALNIK ZAUPANJA / CONFIDENCE INDICATOR.....	3
2 GIBANJE EKONOMSKIH KAZALNIKOV / EVOLUTION OF ECONOMIC INDICATORS .....	4
3 GIBANJE EKONOMSKIH KAZALNIKOV – ČETRILETNI PODATKI / EVOLUTION OF ECONOMIC INDICATORS – QUARTERLY DATA.....	7
<b>TRGOVINA NA DROBNO / RETAIL TRADE .....</b>	<b>9</b>
4 KAZALNIK ZAUPANJA / CONFIDENCE INDICATOR.....	9
5 GIBANJE EKONOMSKIH KAZALNIKOV / EVOLUTION OF ECONOMIC INDICATORS .....	10
<b>GRADBENIŠTVO / CONSTRUCTION.....</b>	<b>12</b>
6 KAZALNIK ZAUPANJA / CONFIDENCE INDICATOR.....	12
7 GIBANJE EKONOMSKIH KAZALNIKOV / EVOLUTION OF ECONOMIC INDICATORS .....	13
<b>STORITVENE DEJAVNOSTI / SERVICES .....</b>	<b>15</b>
8 KAZALNIK ZAUPANJA / CONFIDENCE INDICATOR.....	15
9 GIBANJE EKONOMSKIH KAZALNIKOV / EVOLUTION OF ECONOMIC INDICATORS .....	16

# POSLOVNE TENDENCE V PREDELOVALNIH DEJAVNOSTIH

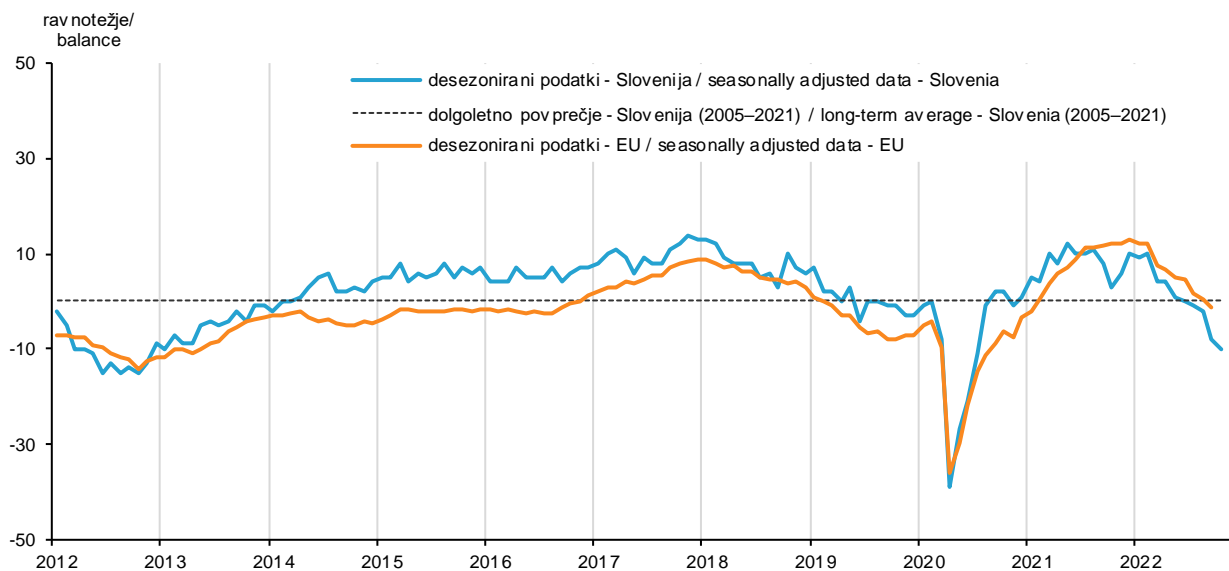
## BUSINESS TENDENCY IN MANUFACTURING

### 1 KAZALNIK ZAUPANJA V PREDELOVALNIH DEJAVNOSTIH

#### CONFIDENCE INDICATOR IN MANUFACTURING

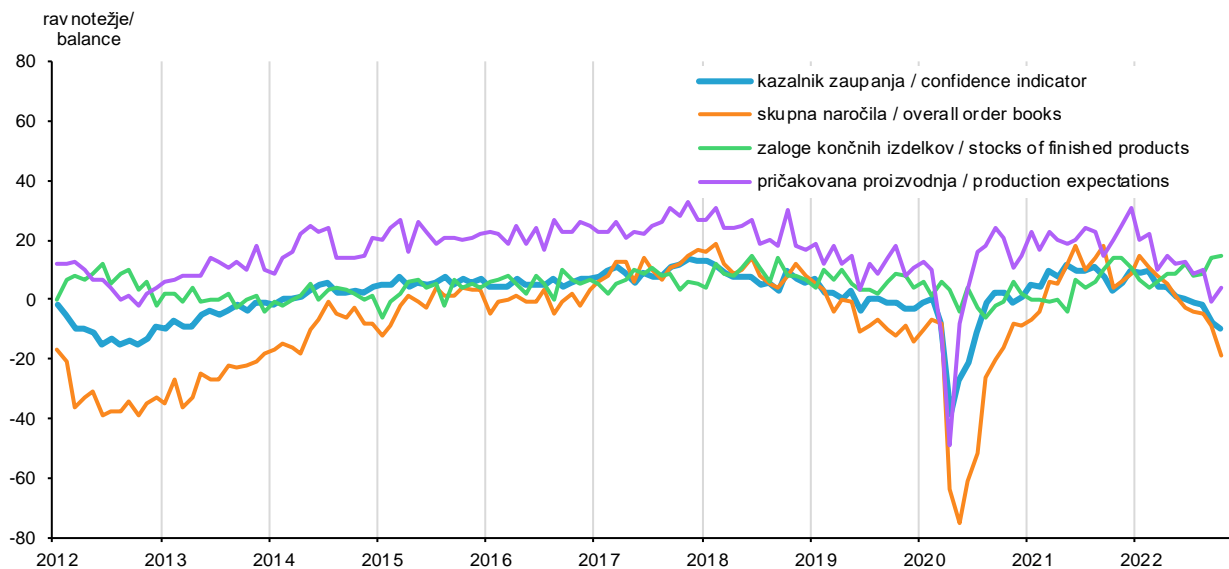
#### 1.1 KAZALNIK ZAUPANJA V PREDELOVALNIH DEJAVNOSTIH V SLOVENIJI IN EU<sup>1)</sup>

##### CONFIDENCE INDICATOR IN MANUFACTURING IN SLOVENIA AND EU<sup>1)</sup>



#### 1.2 KOMPONENTE KAZALNIKA ZAUPANJA V PREDELOVALNIH DEJAVNOSTIH, SLOVENIJA

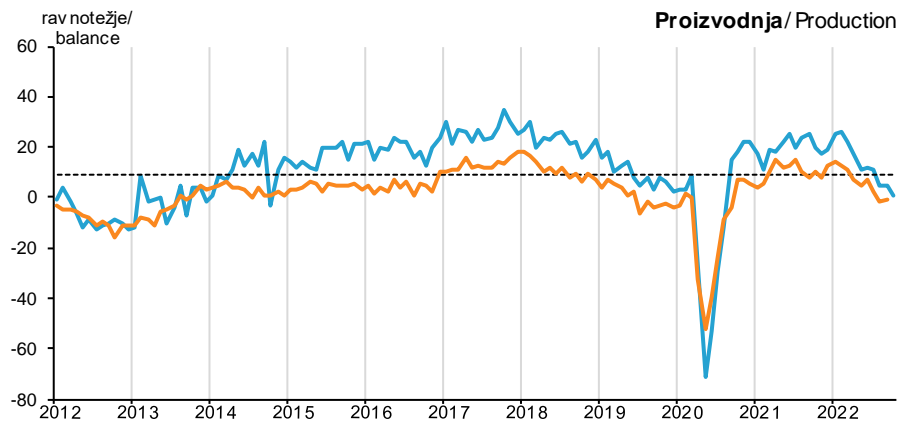
##### COMPONENTS OF CONFIDENCE INDICATOR IN MANUFACTURING, SLOVENIA



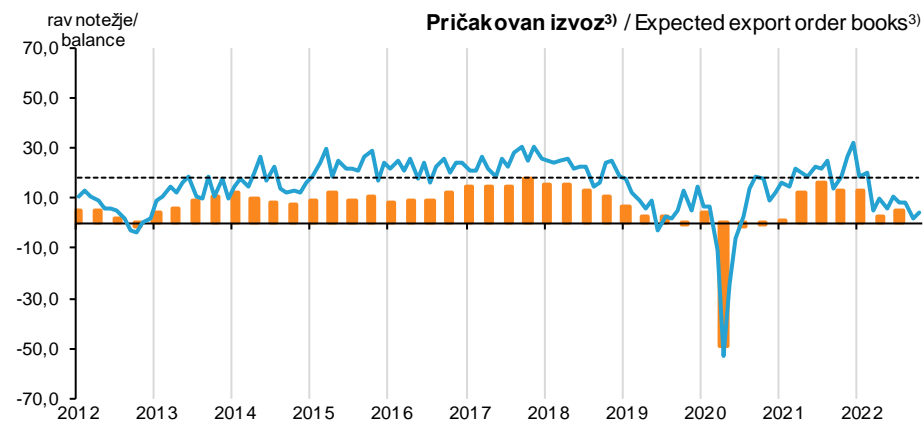
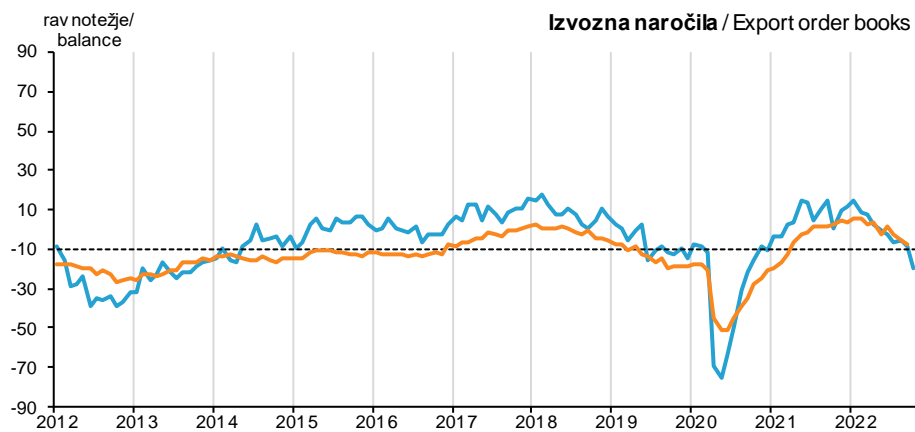
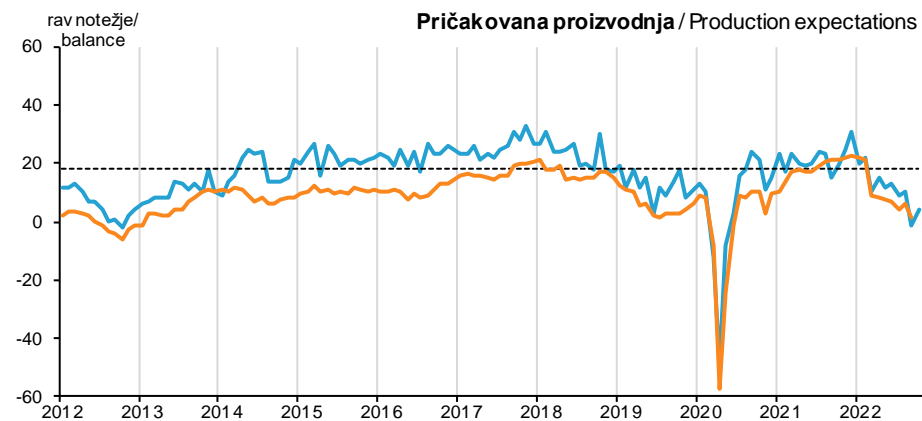
1) Vir: Podatki [Evropske komisije](#) z licenco [CC BY 4.0](#)  
Source: [European Commission](#) data, licensed under [CC BY 4.0](#)

## 2 GIBANJE EKONOMSKIH KAZALNIKOV V PREDELOVALNIH DEJAVNOSTIH V SLOVENIJI IN EU<sup>1)</sup> EVOLUTION OF ECONOMIC INDICATORS IN MANUFACTURING IN SLOVENIA AND EU<sup>1)</sup>

**Ocena stanja**  
Appreciation of situation



**Pričakovanja v naslednjih 3 mesecih**  
Expectations in the next 3 months

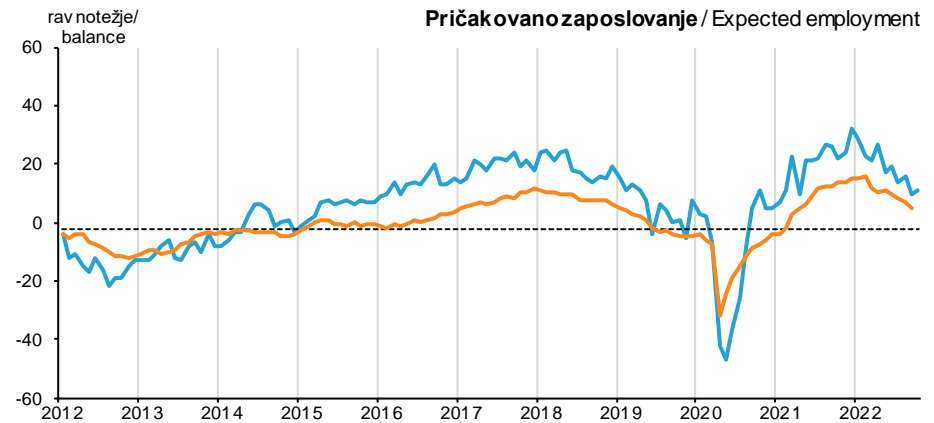
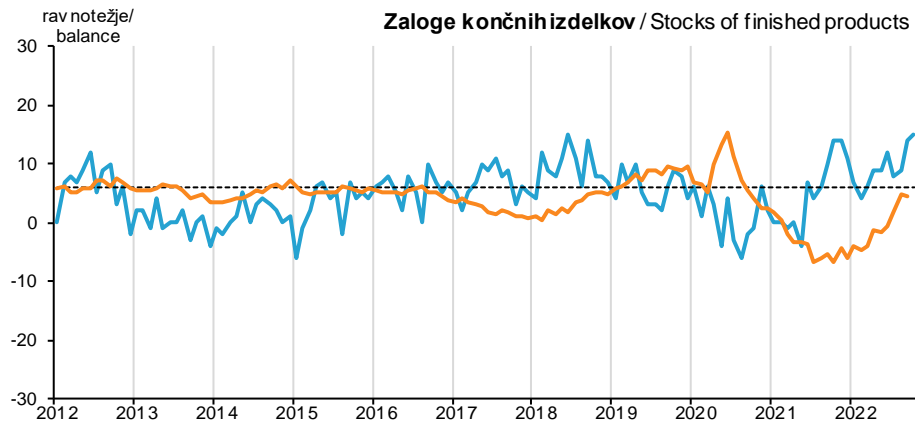
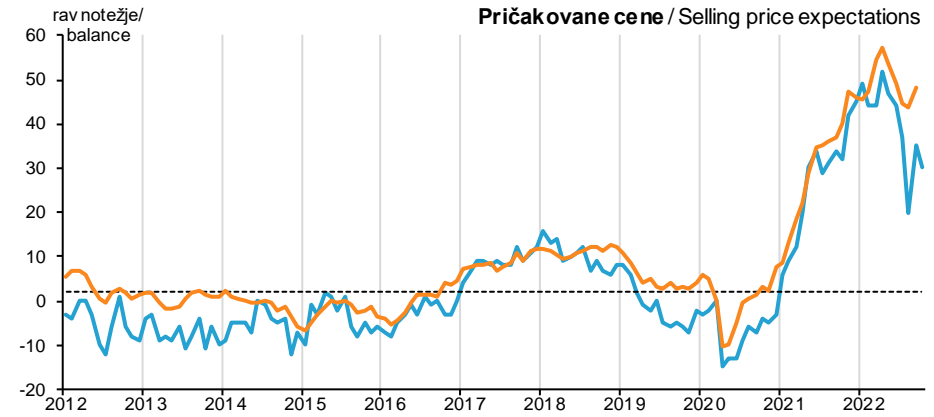
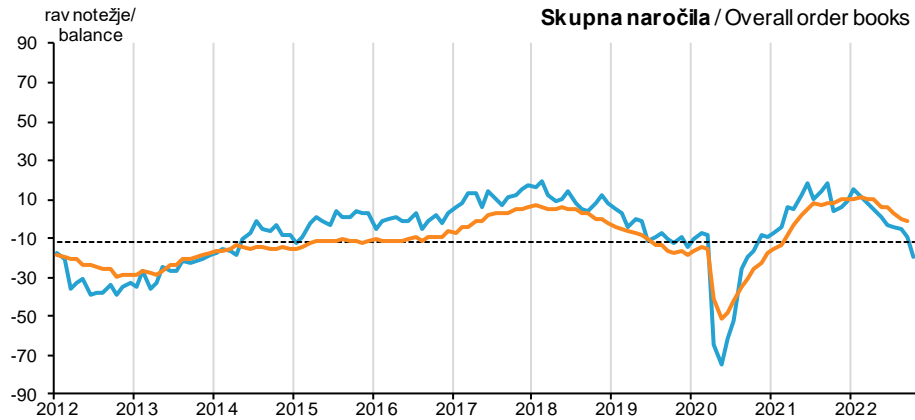


— desezonirani podatki Slovenija / seasonally adjusted data Slovenia  
— desezonirani podatki EU / seasonally adjusted data EU

- - - dolgoletno povprečje Slovenija (2005–2021) / long-term average Slovenia (2005–2021)

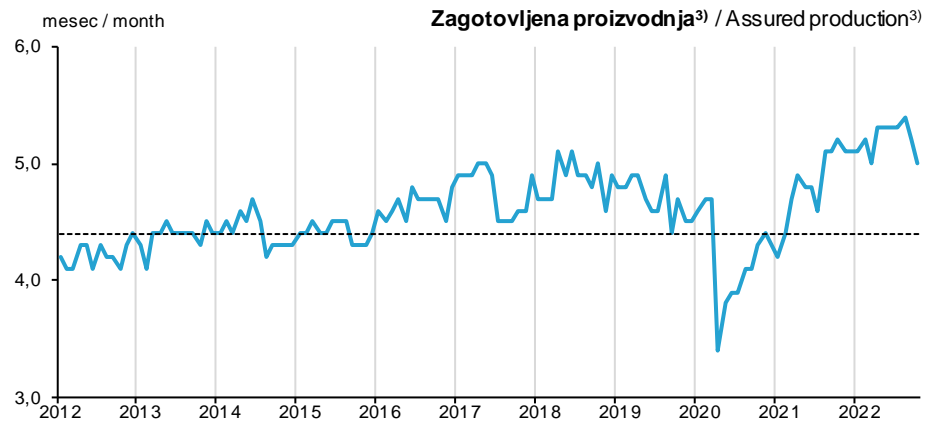
**Ocena stanja**  
Appreciation of situation

**Pričakovanja v naslednjih 3 mesecih**  
Expectations in the next 3 months



— desezonirani podatki Slovenija / seasonally adjusted data Slovenia  
— desezonirani podatki EU / seasonally adjusted data EU

- - - dolgoletno povprečje Slovenija (2005–2021) / long-term average Slovenia (2005–2021)



— desezonirani podatki Slovenija / seasonally adjusted data Slovenia  
— desezonirani podatki EU / seasonally adjusted data EU

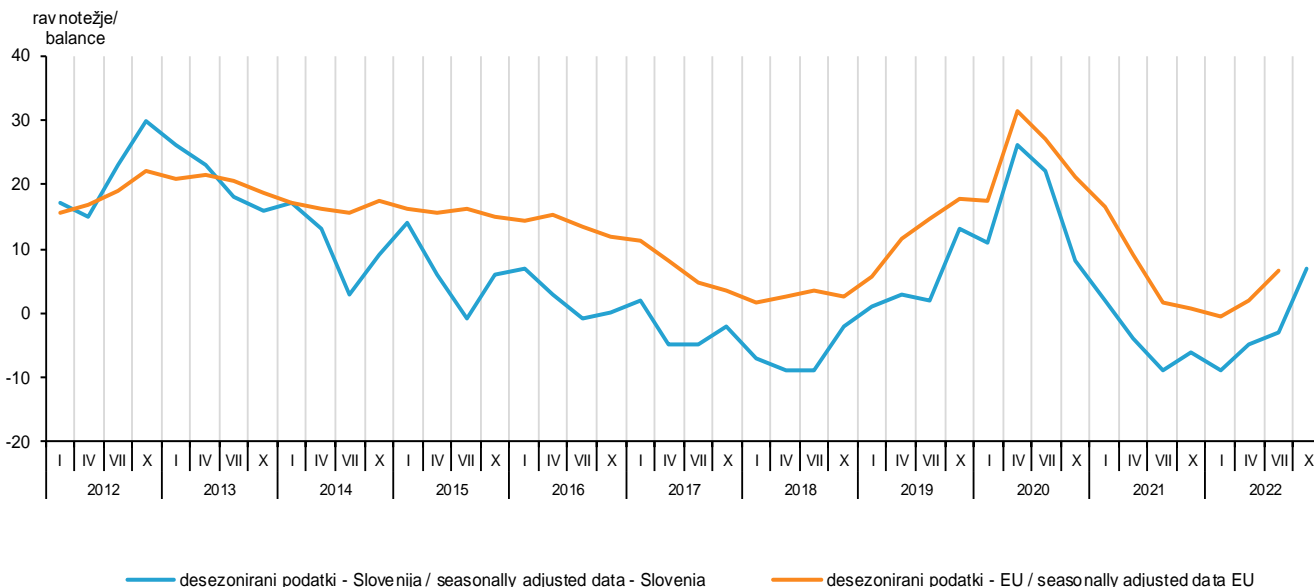
- - - dolgoletno povprečje Slovenija (2005–2021) / long-term average Slovenia (2005–2021)

- 1) Vir: Podatki [Evropske komisije](#) z licenco [CC BY 4.0](#)  
Source: [European Commission](#) data, licensed under [CC BY 4.0](#)
- 2) Podatki za EU niso na voljo. / Data for EU are not available.
- 3) Kazalnik opazujejo v EU vsake tri mesece. / In the EU the indicator is observed every three months.

### 3 GIBANJE EKONOMSKIH KAZALNIKOV V PREDELOVALNIH DEJAVNOSTIH V SLOVENIJI IN EU – ČETRILETNI PODATKI

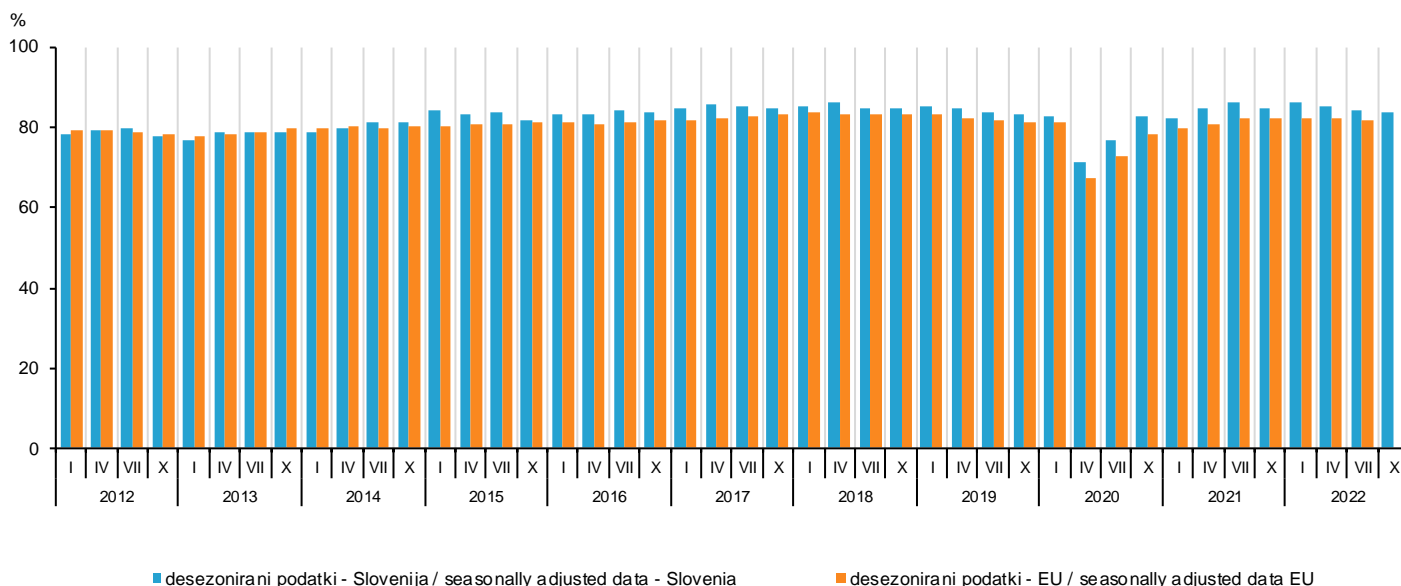
#### 3.1 USTREZNOST PROIZVODNIH ZMOGLJIVOSTI GLEDE NA PRIČAKOVANO POVRAŠEVANJE V NASLEDNJIH 12 MESECIH, SLOVENIJA IN EU<sup>1)</sup>

ASSESSMENT OF CURRENT PRODUCTION CAPACITIES ACCORDING TO EXPECTED DEMAND IN THE NEXT 12 MONTHS, SLOVENIA AND EU<sup>1)</sup>



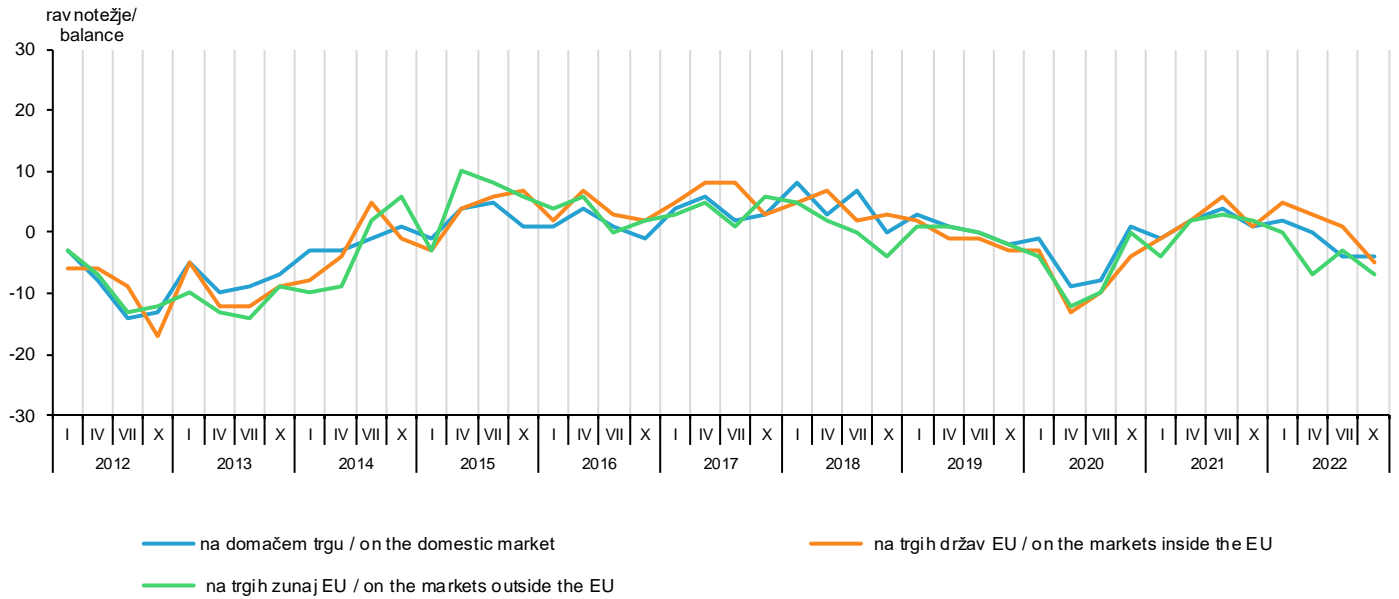
#### 3.2 IZKORIŠČENOST PROIZVODNIH ZMOGLJIVOSTI V SLOVENIJI IN V EU<sup>1)</sup>

CURRENT CAPACITY UTILISATION IN SLOVENIA AND EU<sup>1)</sup>



### 3.3 KONKURENČNI POLOŽAJ NA DOMAČEM TRGU, TRGIH DRŽAV ČLANIC EU IN TRGIH ZUNAJ EU

#### COMPETITIVE POSITION ON THE DOMESTIC MARKET, FOREIGN MARKET INSIDE THE EU AND OUTSIDE THE EU



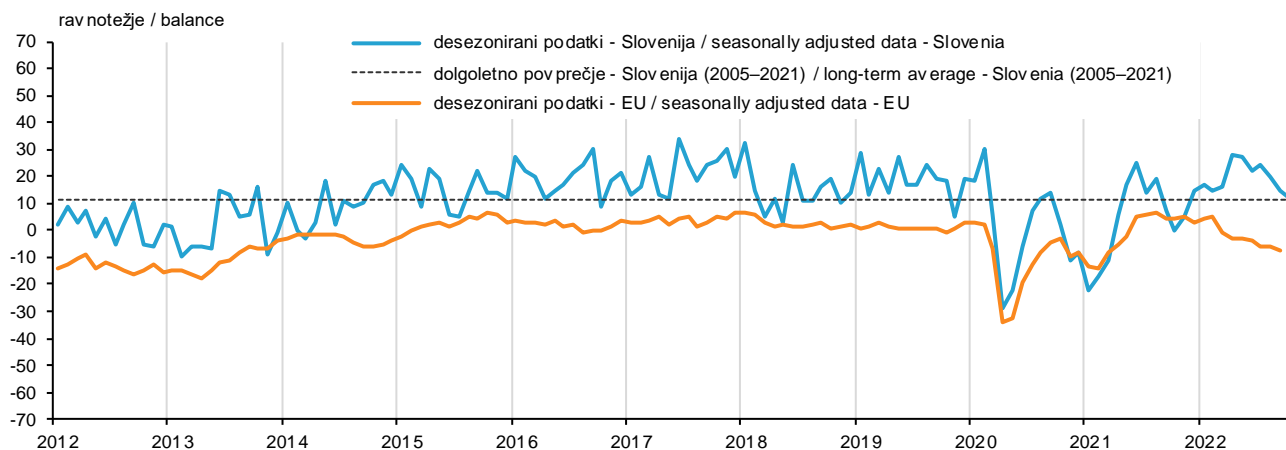
- 1) Vir: Podatki [Evropske komisije](#) z licenco [CC BY 4.0](#)  
 Source: [European Commission](#) data, licensed under [CC BY 4.0](#)



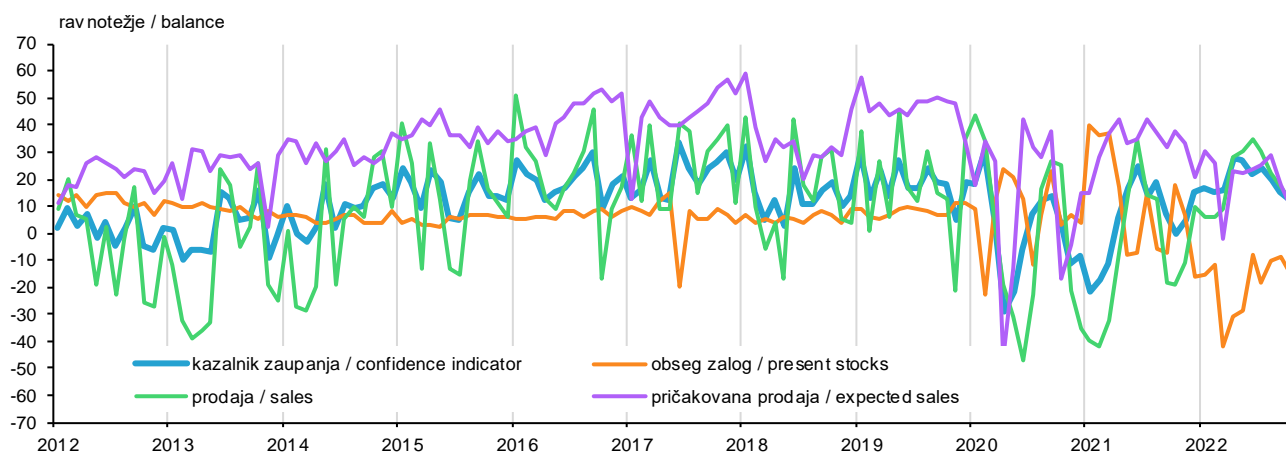
# POSLOVNE TENDENCE V TRGOVINI NA DROBNO BUSINESS TENDENCY SURVEY IN RETAIL TRADE

## 4 KAZALNIK ZAUPANJA V TRGOVINI NA DROBNO CONFIDENCE INDICATOR IN RETAIL TRADE

### 4.1 KAZALNIK ZAUPANJA V TRGOVINI NA DROBNO V SLOVENIJI IN EU<sup>1)</sup> CONFIDENCE INDICATOR IN RETAIL TRADE IN SLOVENIA AND EU<sup>1)</sup>



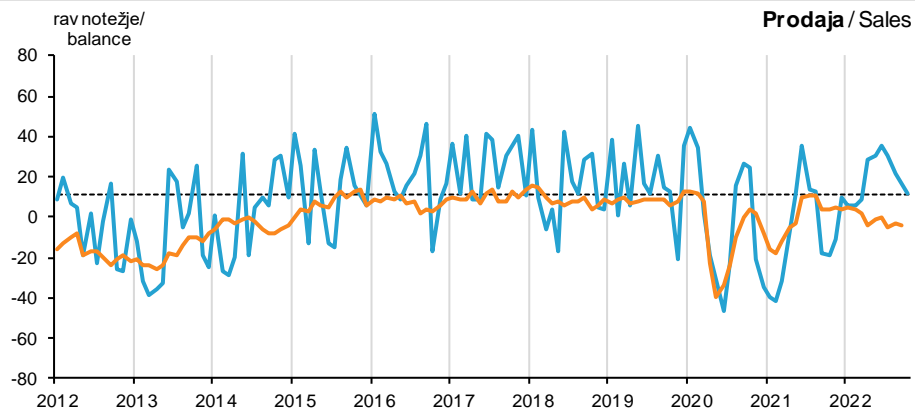
### 4.2 KOMPONENTE KAZALNIKA ZAUPANJA V TRGOVINI NA DROBNO, SLOVENIJA COMPONENTS OF CONFIDENCE INDICATOR IN RETAIL TRADE, SLOVENIA



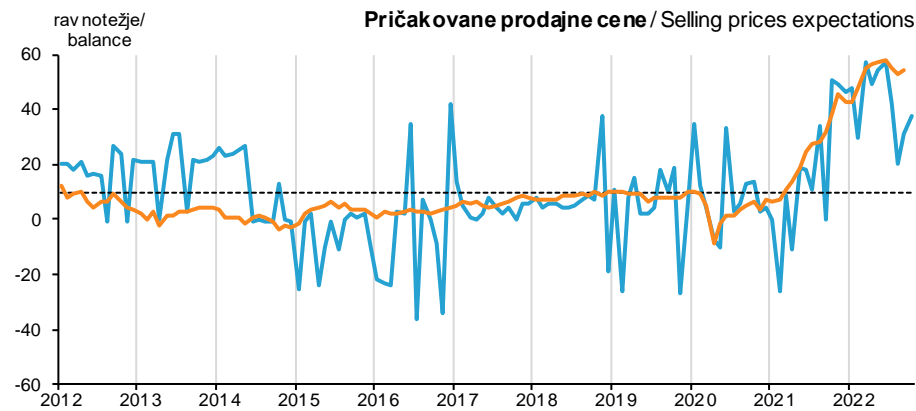
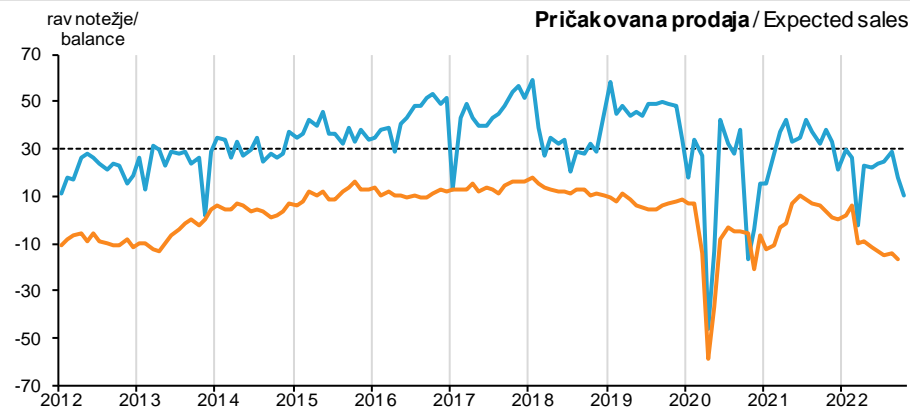
1) Vir: Podatki [Evropske komisije](#) z licenco [CC BY 4.0](#)  
Source: [European Commission](#) data, licensed under [CC BY 4.0](#)

## 5 GIBANJE EKONOMSKIH KAZALNIKOV V TRGOVINI NA DROBNO V SLOVENIJI IN EU<sup>1)</sup> EVOLUTION OF ECONOMIC INDICATORS IN RETAIL TRADE IN SLOVENIA AND EU<sup>1)</sup>

**Ocena stanja**  
Appreciation of situation



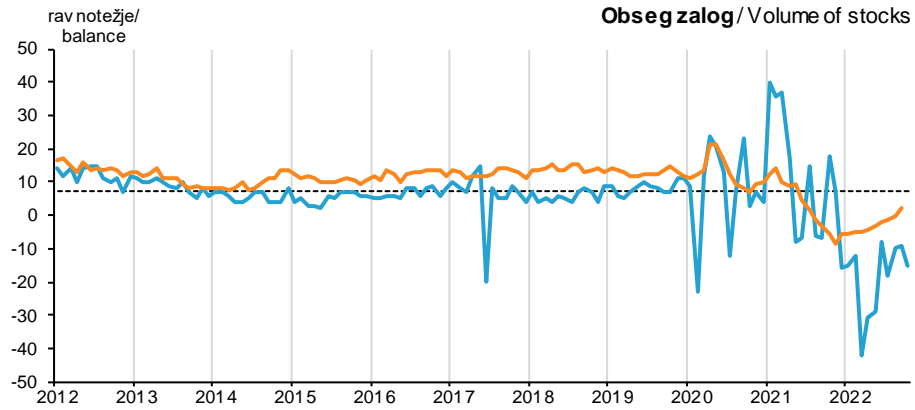
**Pričakovanja v naslednjih 3 mesecih**  
Expectations in the next 3 months



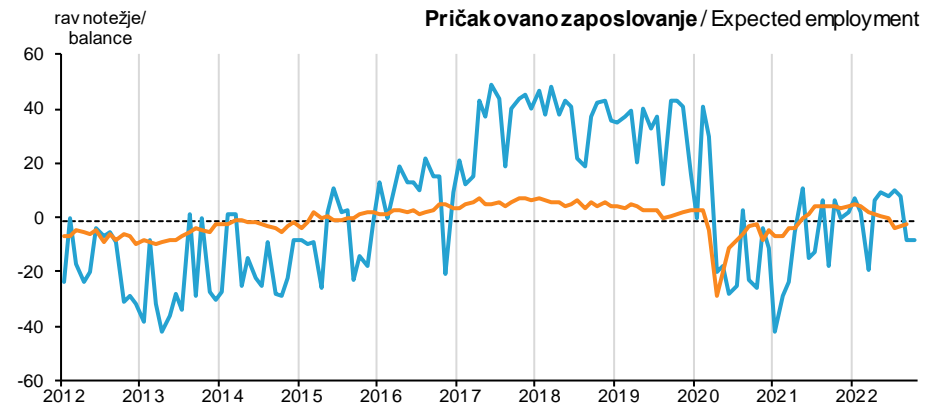
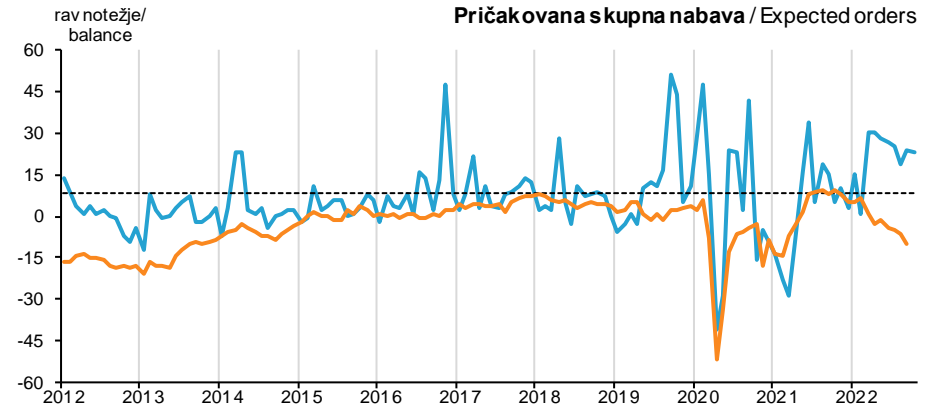
— desezonirani podatki Slovenija / seasonally adjusted data Slovenia  
— desezonirani podatki EU / seasonally adjusted data EU

- - - dolgoletno povprečje Slovenija (2005–2021) / long-term average Slovenia (2005–2021)

**Ocena stanja**  
Appreciation of situation



**Pričakovanja v naslednjih 3 mesecih**  
Expectations in the next 3 months



— desezonirani podatki Slovenija / seasonally adjusted data Slovenia  
— desezonirani podatki EU / seasonally adjusted data EU

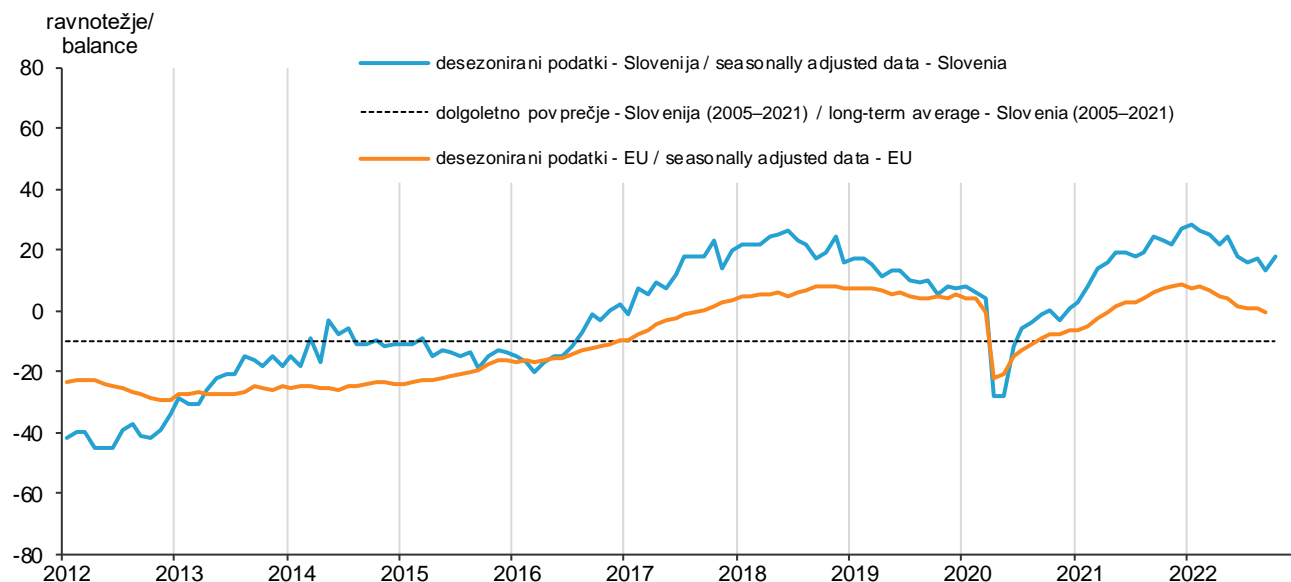
- - - dolgoletno povprečje Slovenija (2005–2021) / long-term average Slovenia (2005–2021)

- 1) Vir: Podatki [Evropske komisije](#) z licenco [CC BY 4.0](#)  
Source: [European Commission](#) data, licensed under [CC BY 4.0](#)
- 2) Podatki za EU niso na voljo. / Data for EU are not available.

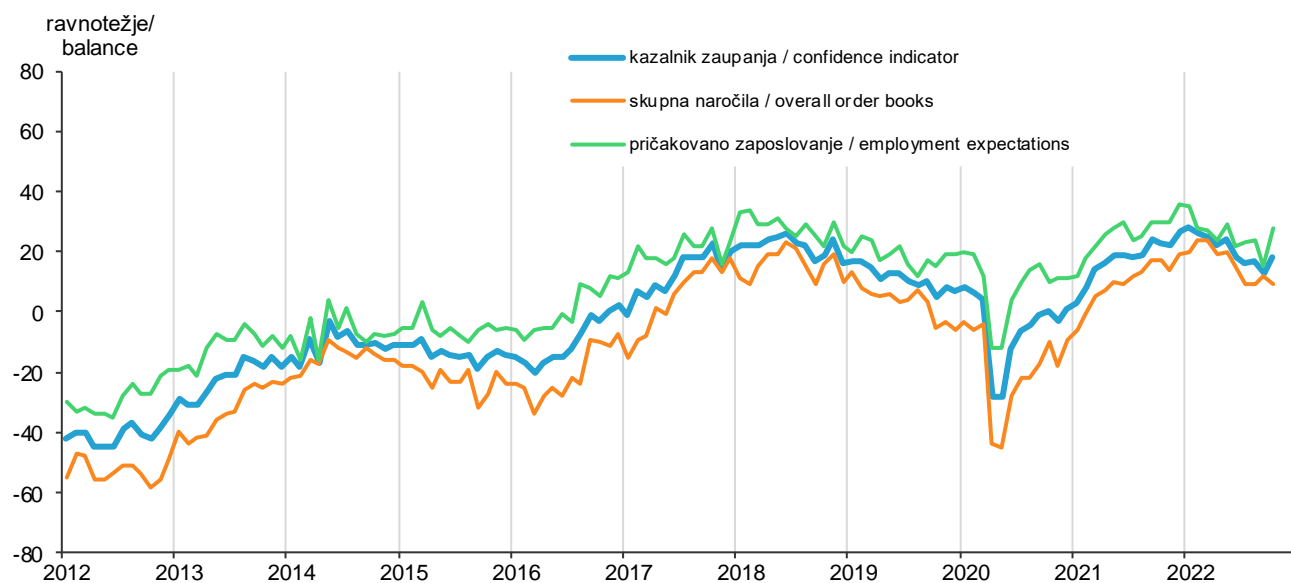
## POSLOVNE TENDENCE V GRADBENIŠTVU BUSINESS TENDENCY IN CONSTRUCTION

### 6 KAZALNIK ZAUPANJA V GRADBENIŠTVU CONSTRUCTION CONFIDENCE INDICATOR

#### 6.1 KAZALNIK ZAUPANJA V GRADBENIŠTVU V SLOVENIJI IN EU<sup>1)</sup> CONSTRUCTION CONFIDENCE INDICATOR IN SLOVENIA AND EU<sup>1)</sup>

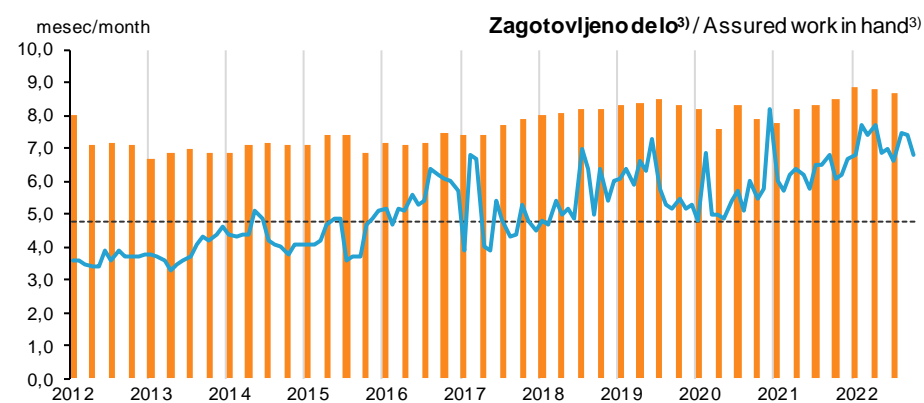
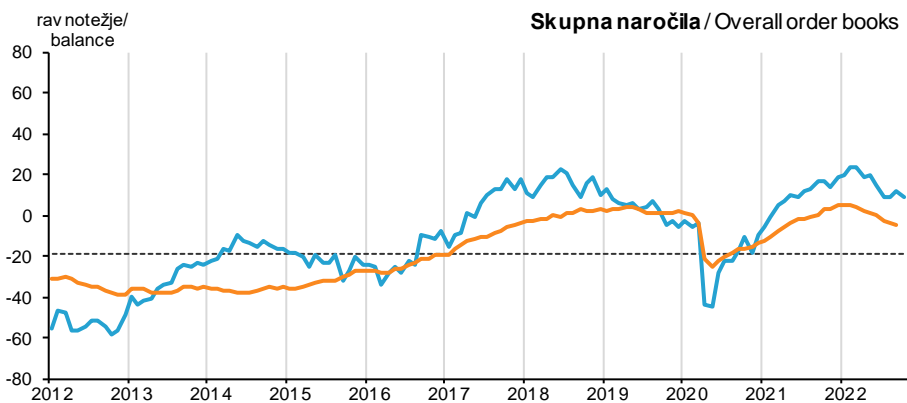
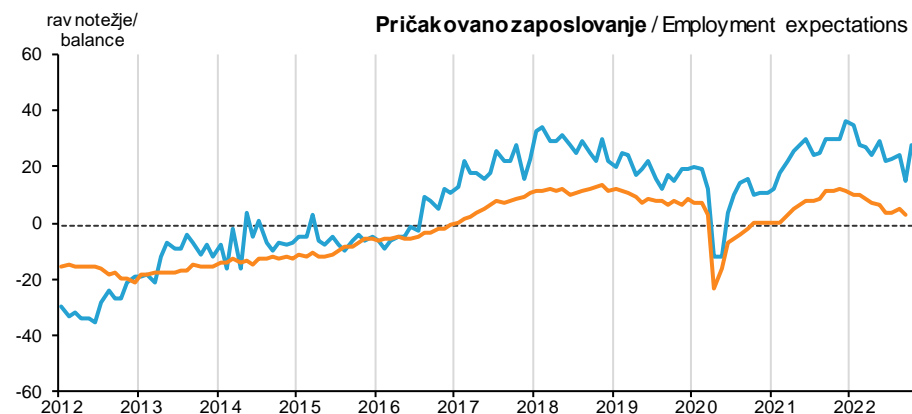
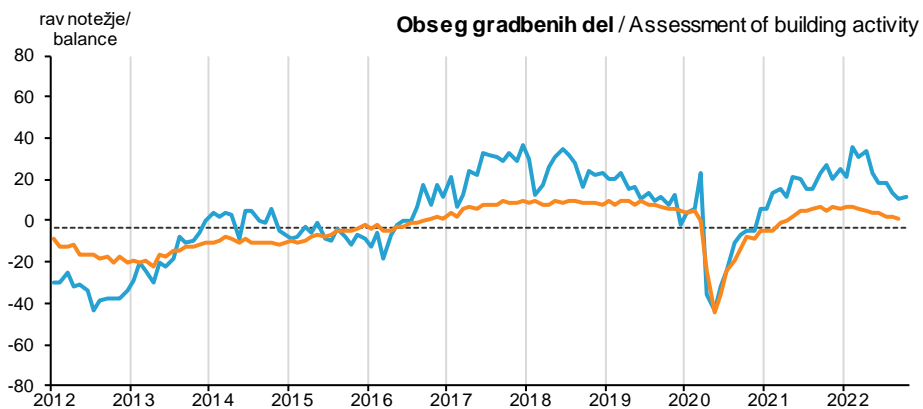


#### 6.2 KOMPONENTE KAZALNIKA ZAUPANJA V GRADBENIŠTVU, SLOVENIJA COMPONENTS OF CONSTRUCTION CONFIDENCE INDICATOR, SLOVENIA



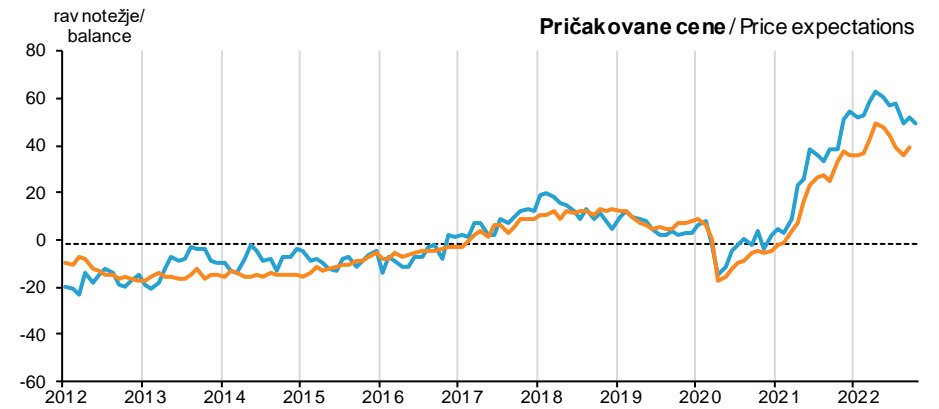
1) Vir: Podatki [Evropske komisije](#) z licenco [CC BY 4.0](#)  
Source: [European Commission](#) data, licensed under [CC BY 4.0](#)

## 7 GIBANJE EKONOMSKIH KAZALNIKOV V GRADBENIŠTVU V SLOVENIJI IN EU<sup>1)</sup> EVOLUTION OF ECONOMIC INDICATORS IN CONSTRUCTION IN SLOVENIA AND EU<sup>1)</sup>



— desezonirani podatki Slovenija / seasonally adjusted data Slovenia  
— desezonirani podatki EU / seasonally adjusted data EU

- - - dolgoletno povprečje Slovenija (2005–2021) / long-term average Slovenia (2005–2021)



— desezonirani podatki Slovenija / seasonally adjusted data Slovenia  
— desezonirani podatki EU / seasonally adjusted data EU

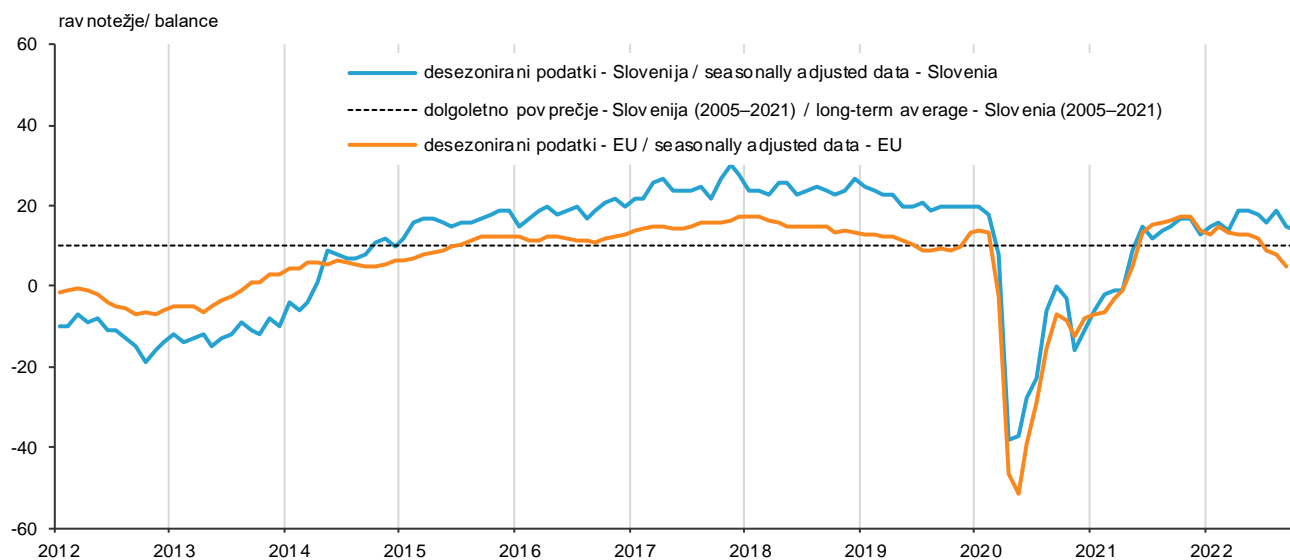
- - - dolgoletno povprečje Slovenija (2005–2021) / long-term average Slovenia (2005–2021)

- 1) Vir: Podatki [Evropske komisije](#) z licenco [CC BY 4.0](#)  
Source: [European Commission](#) data, licensed under [CC BY 4.0](#)
- 2) Podatki za EU niso na voljo. / Data for EU are not available.
- 3) Kazalnik opazujejo v EU vsake tri mesece. / In the EU the indicator is observed every three months.

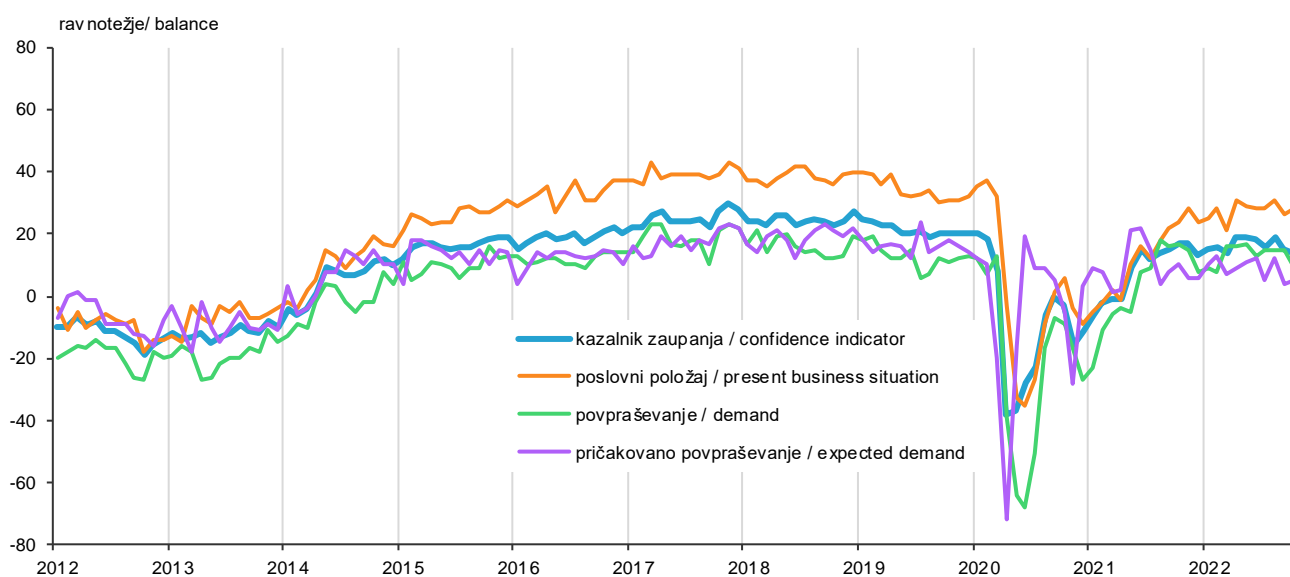
## POSLOVNE TENDENCE V STORITVENIH DEJAVNOSTIH BUSINESS TENDENCY SURVEY IN SERVICES

### 8 KAZALNIK ZAUPANJA V STORITVENIH DEJAVNOSTIH CONFIDENCE INDICATOR IN SERVICES

#### 8.1 KAZALNIK ZAUPANJA V STORITVENIH DEJAVNOSTIH V SLOVENIJI IN EU<sup>1)</sup> CONFIDENCE INDICATOR IN SERVICES IN SLOVENIA AND EU<sup>1)</sup>



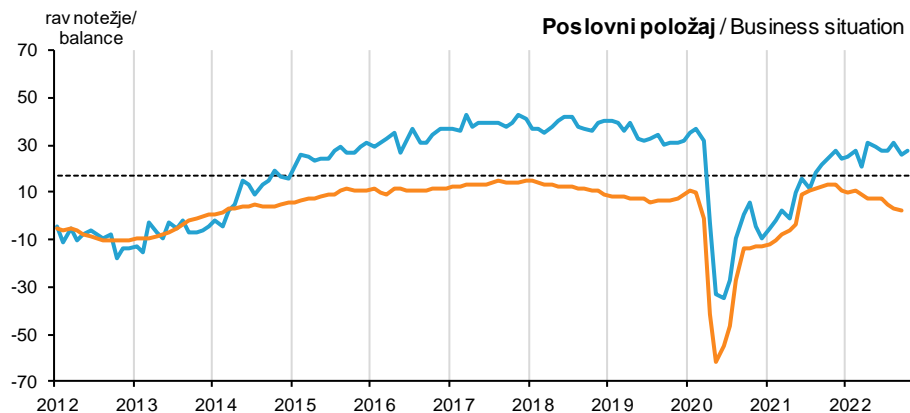
#### 8.2 KOMPONENTE KAZALNIKA ZAUPANJA V STORITVENIH DEJAVNOSTIH, SLOVENIJA COMPONENTS OF CONFIDENCE INDICATOR IN SERVICES, SLOVENIA



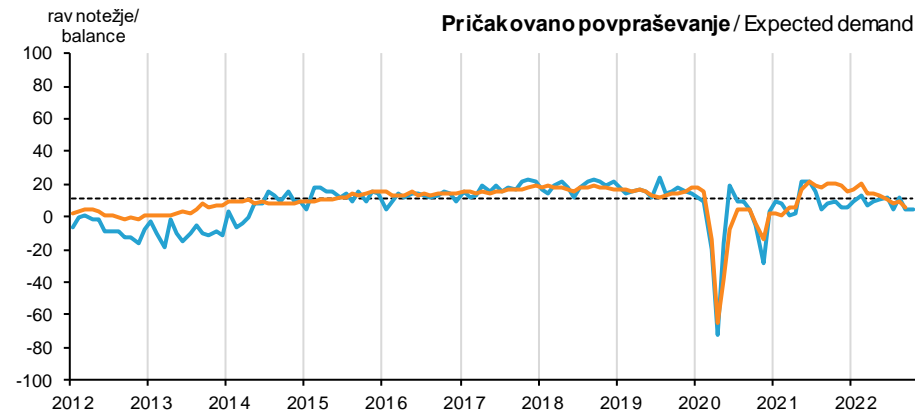
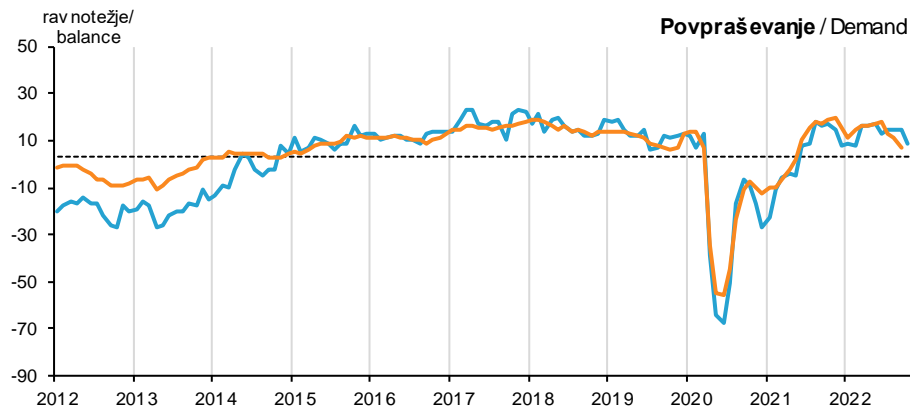
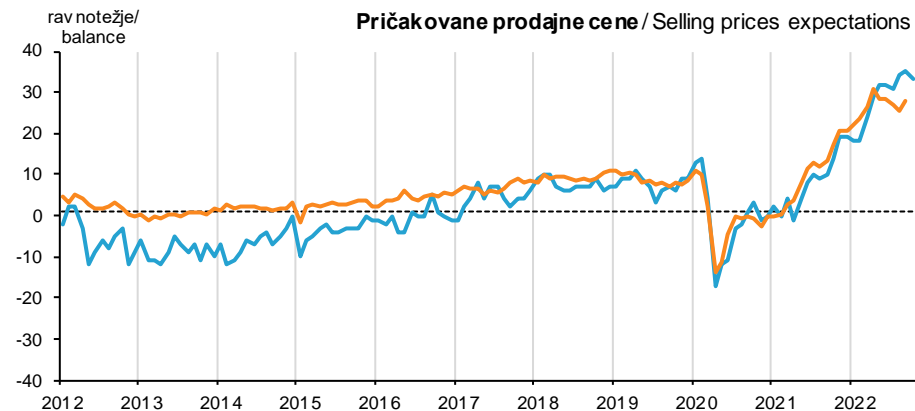
1) Vir: Podatki [Evropske komisije](#) z licenco [CC BY 4.0](#)  
Source: [European Commission](#) data, licensed under [CC BY 4.0](#)

## 9 GIBANJE EKONOMSKIH KAZALNIKOV V STORITVENIH DEJAVNOSTIH V SLOVENIJI IN EU<sup>1)</sup> EVOLUTION OF ECONOMIC INDICATORS IN SERVICES IN SLOVENIA AND EU<sup>1)</sup>

**Ocena stanja**  
Appreciation of situation



**Pričakovanja v naslednjih 3 mesecih**  
Expectations in the next 3 months

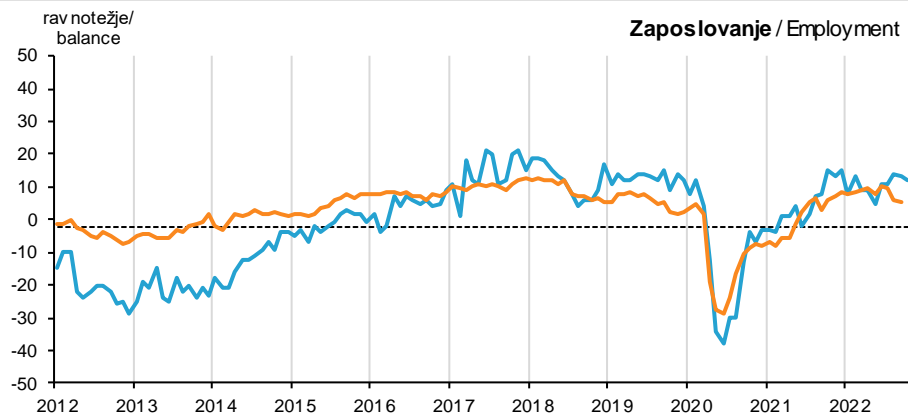


— desezonirani podatki Slovenija / seasonally adjusted data Slovenia  
— desezonirani podatki EU / seasonally adjusted data EU

- - - dolgoletno povprečje Slovenija (2005–2021) / long-term average Slovenia (2005–2021)

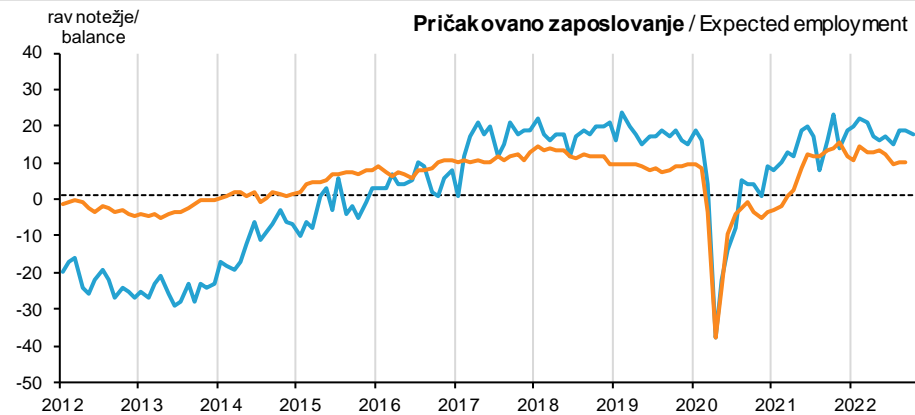


**Ocena stanja**  
Appreciation of situation



— desezonirani podatki Slovenija / seasonally adjusted data Slovenia  
 — desezonirani podatki EU / seasonally adjusted data EU

**Pričakovanja v naslednjih 3 mesecih**  
Expectations in the next 3 months



--- dolgoletno povprečje Slovenija (2005–2021) / long-term average Slovenia (2005–2021)

1) Vir: Podatki [Evropske komisije](#) z licenco [CC BY 4.0](#)  
 Source: [European Commission](#) data, licensed under [CC BY 4.0](#)