




POSLOVNE TENDENCE

BUSINESS TENDENCY



Oktober 2020
October 2020

PREDELOVALNE DEJAVNOSTI / MANUFACTURING	3
1 KAZALNIK ZAUPANJA / CONFIDENCE INDICATOR.....	3
2 GIBANJE EKONOMSKIH KAZALNIKOV / EVOLUTION OF ECONOMIC INDICATORS	4
3 GIBANJE EKONOMSKIH KAZALNIKOV – ČETRTLETNI PODATKI / EVOLUTION OF ECONOMIC INDICATORS – QUARTERLY DATA.....	7
TRGOVINA NA DROBNO / RETAIL TRADE	10
4 KAZALNIK ZAUPANJA / CONFIDENCE INDICATOR.....	10
5 GIBANJE EKONOMSKIH KAZALNIKOV / EVOLUTION OF ECONOMIC INDICATORS	11
6 OMEJITVENI DEJAVNIKI V TRGOVINI NA DROBNO / FACTORS LIMITING RETAIL TRADE.....	14
GRADBENIŠTVO / CONSTRUCTION.....	15
7 KAZALNIK ZAUPANJA / CONFIDENCE INDICATOR.....	15
8 GIBANJE EKONOMSKIH KAZALNIKOV / EVOLUTION OF ECONOMIC INDICATORS	16
9 OMEJITVENI DEJAVNIKI V GRADBENIŠTVU / FACTORS LIMITING BUILDING ACTIVITY	19
STORITVENE DEJAVNOSTI / SERVICES	20
10 KAZALNIK ZAUPANJA / CONFIDENCE INDICATOR.....	20
11 GIBANJE EKONOMSKIH KAZALNIKOV / EVOLUTION OF ECONOMIC INDICATORS	21

POSLOVNE TENDENCE V PREDELOVALNIH DEJAVNOSTIH

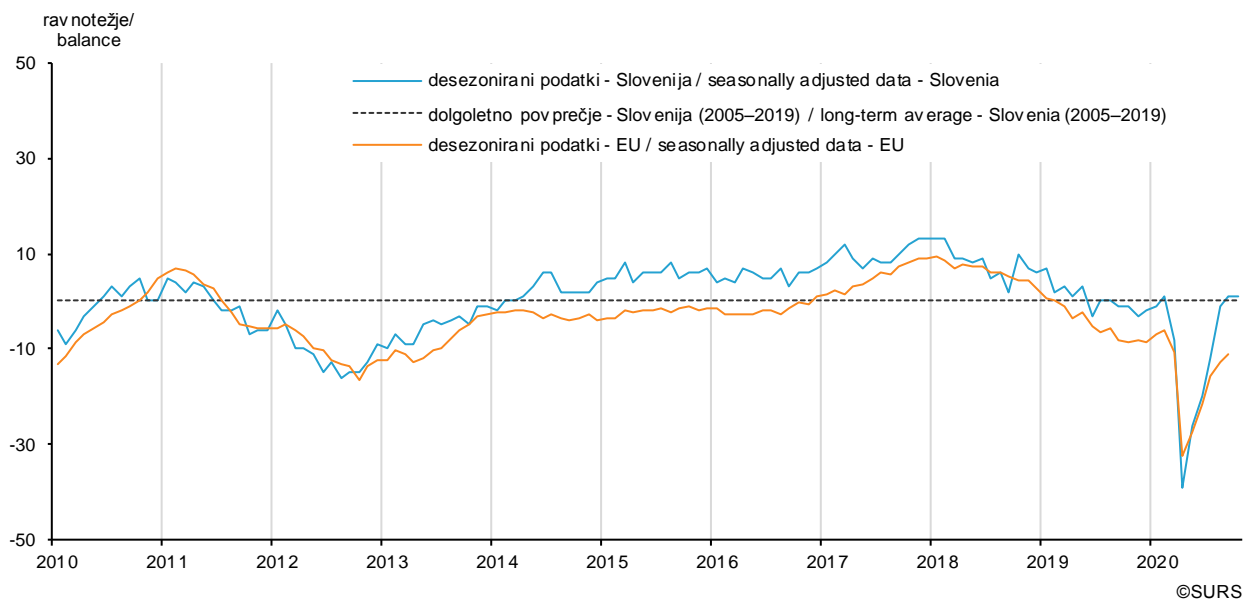
BUSINESS TENDENCY IN MANUFACTURING

1 KAZALNIK ZAUPANJA V PREDELOVALNIH DEJAVNOSTIH

CONFIDENCE INDICATOR IN MANUFACTURING

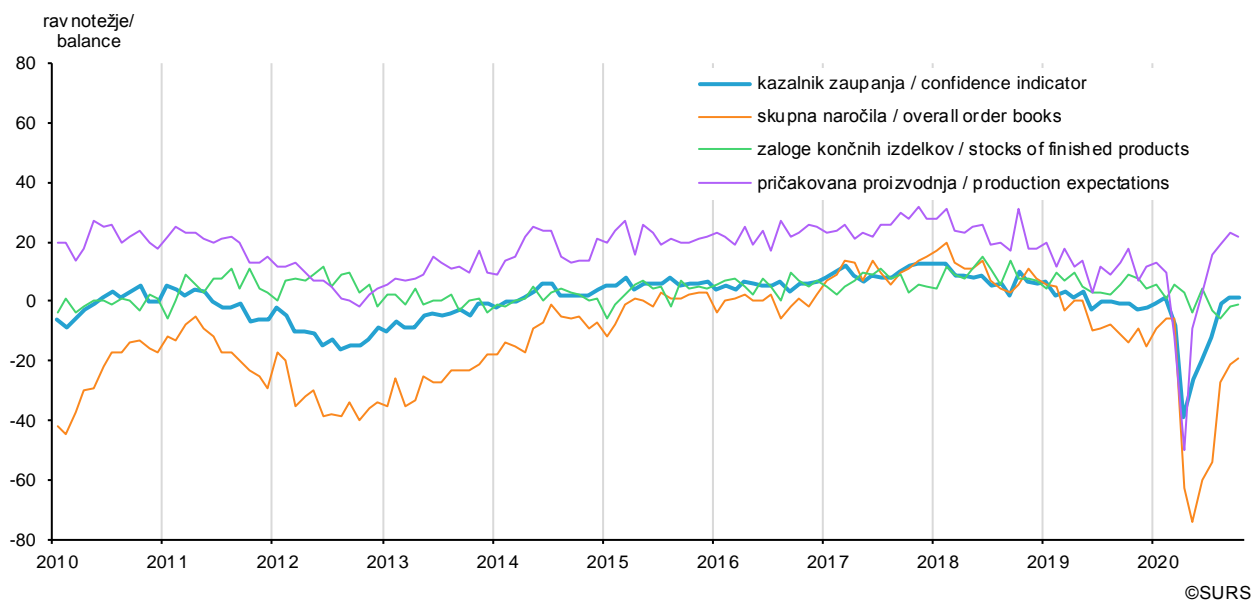
1.1 KAZALNIK ZAUPANJA V PREDELOVALNIH DEJAVNOSTIH V SLOVENIJI IN EU¹⁾

CONFIDENCE INDICATOR IN MANUFACTURING IN SLOVENIA AND EU¹⁾



1.2 KOMPONENTE KAZALNIKA ZAUPANJA V PREDELOVALNIH DEJAVNOSTIH, SLOVENIJA

COMPONENTS OF CONFIDENCE INDICATOR IN MANUFACTURING, SLOVENIA

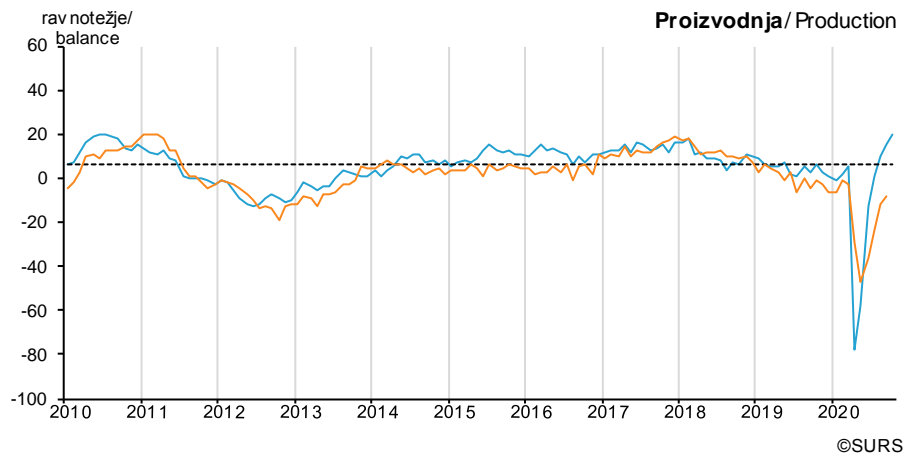


1) Vir: http://ec.europa.eu/economy_finance/db_indicators/surveys/time_series/index_en.htm, okrog 5. v mesecu. Podatki za EU za zadnji mesec niso na voljo.

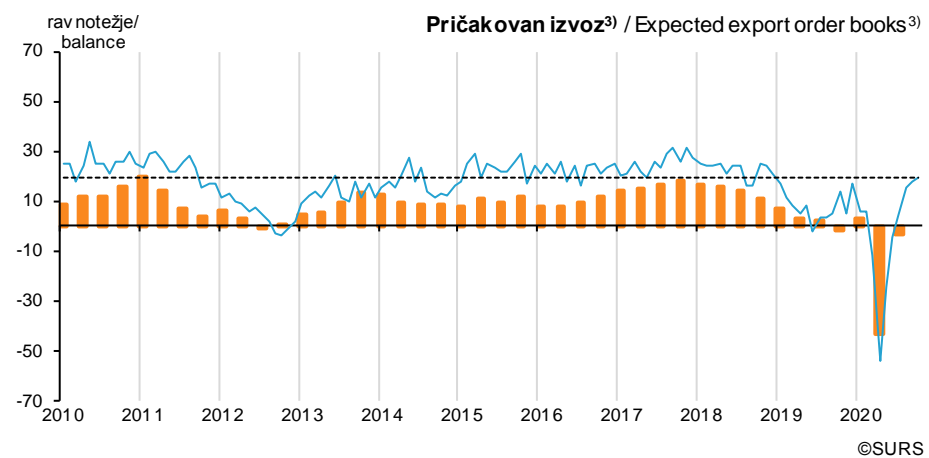
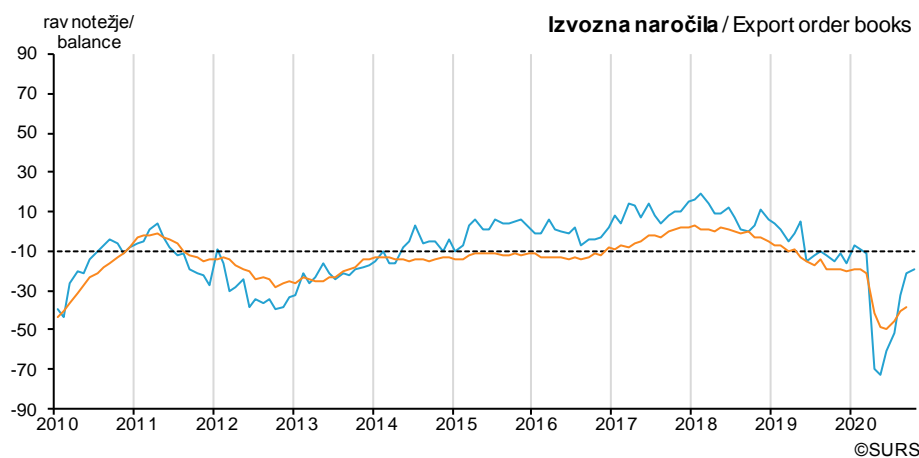
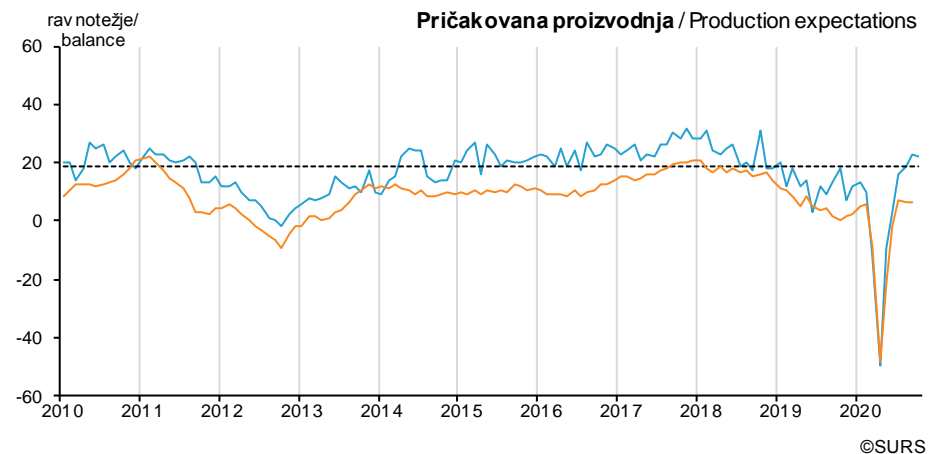
Source: http://ec.europa.eu/economy_finance/db_indicators/surveys/time_series/index_en.htm, around 5th of the month. Data for EU for the last month are not available.

2 GIBANJE EKONOMSKIH KAZALNIKOV V PREDELOVALNIH DEJAVNOSTIH V SLOVENIJI IN EU¹⁾ EVOLUTION OF ECONOMIC INDICATORS IN MANUFACTURING IN SLOVENIA AND EU¹⁾

Ocena stanja
Appreciation of situation



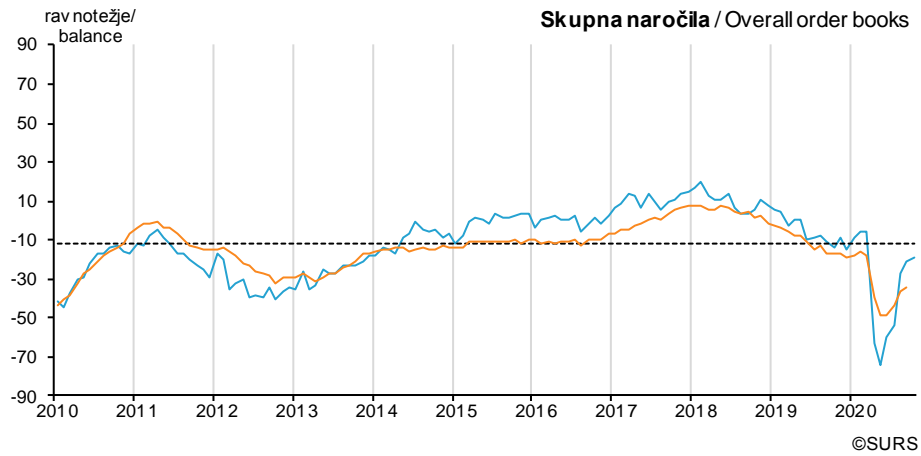
Pričakovanja v naslednjih 3 mesecih
Expectations in the next 3 months



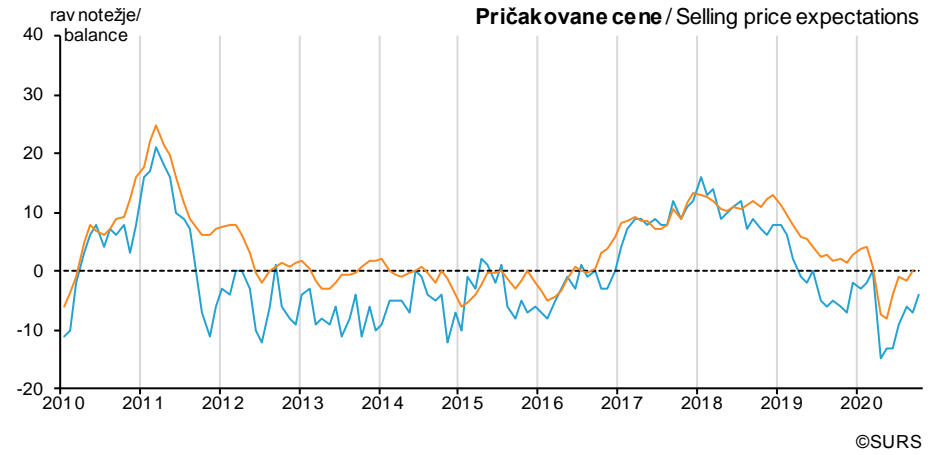
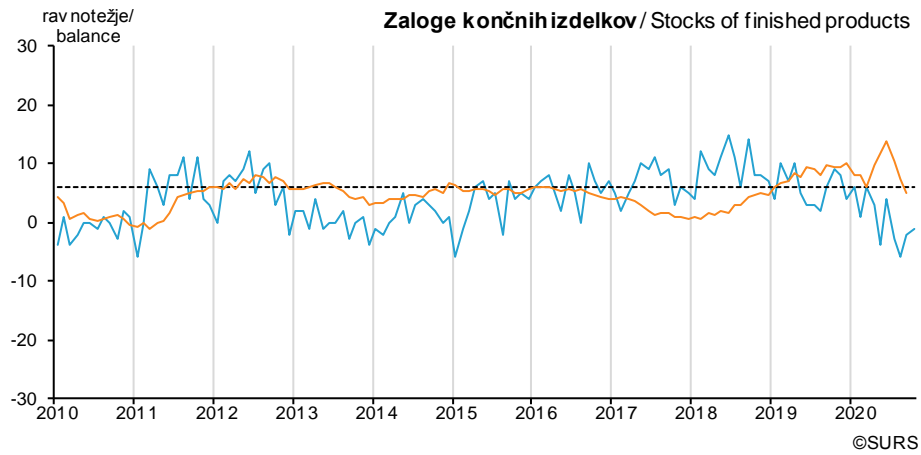
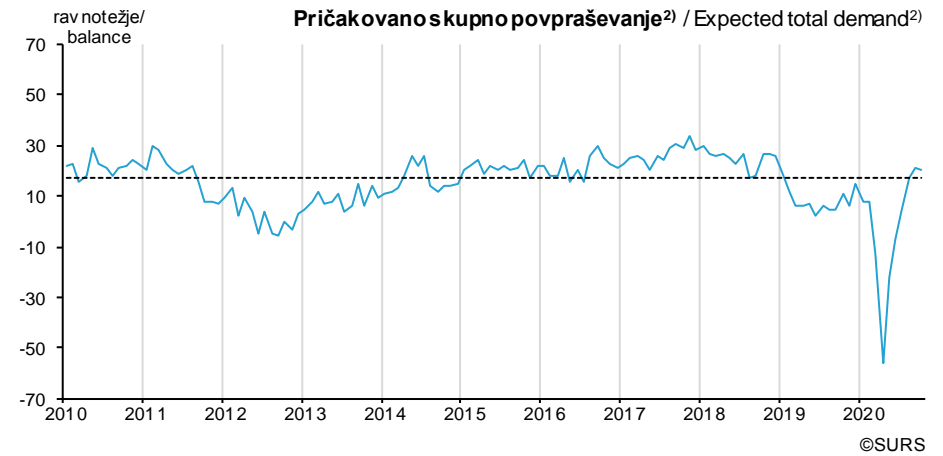
— desezonirani podatki Slovenija / seasonally adjusted data Slovenia
— desezonirani podatki EU / seasonally adjusted data EU

- - - dolgoletno povprečje Slovenija (2005–2019) / long-term average Slovenia (2005–2019)

Ocena stanja
Appreciation of situation



Pričakovanja v naslednjih 3 mesecih
Expectations in the next 3 months



— sezonsko prilagojeni podatki Slovenija / seasonally adjusted data Slovenia
— sezonsko prilagojeni podatki EU / seasonally adjusted data EU

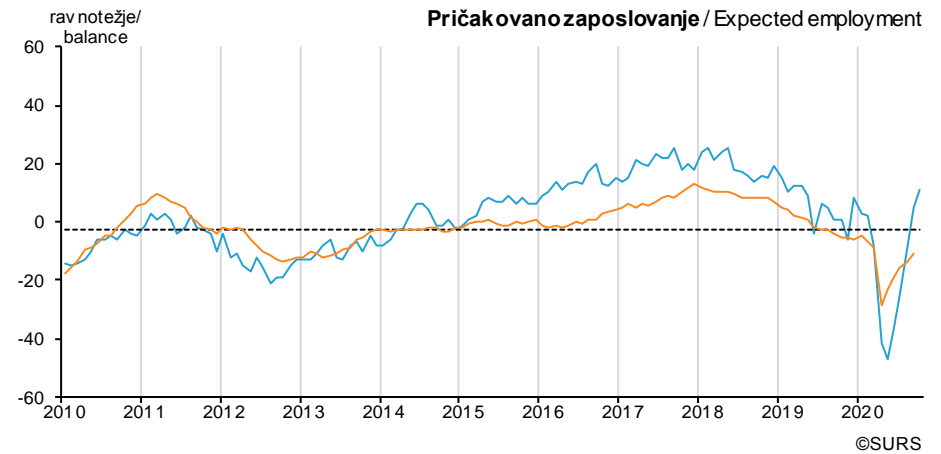
--- dolgotrajno povprečje Slovenija (2005–2019) / long-term average Slovenia (2005–2019)

Ocena stanja
Appreciation of situation



— desezonirani podatki Slovenija / seasonally adjusted data Slovenia
— desezonirani podatki EU / seasonally adjusted data EU

Pričakovanja v naslednjih 3 mesecih
Expectations in the next 3 months



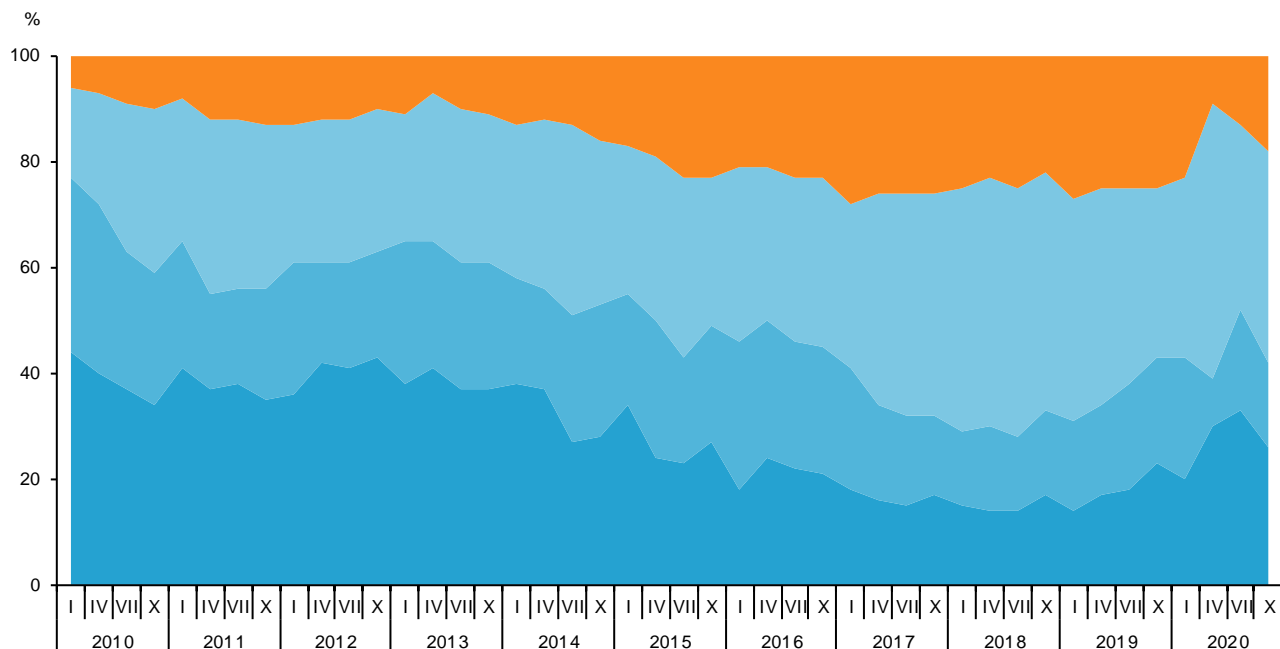
— — — dolgoletno povprečje Slovenija (2005–2019) / long-term average Slovenia (2005–2019)

- 1) Vir: http://ec.europa.eu/economy_finance/db_indicators/surveys/time_series/index_en.htm, okrog 5. v mesecu. Podatki za EU za zadnji mesec niso na voljo.
Source: http://ec.europa.eu/economy_finance/db_indicators/surveys/time_series/index_en.htm, around 5th of the month. Data for EU for the last month are not available.
- 2) Podatki za EU niso na voljo. / Data for EU are not available.
- 3) Kazalnik opazujejo v EU vsake tri mesece. / In the EU the indicator is observed every three months.

3 GIBANJE EKONOMSKIH KAZALNIKOV V PREDELOVALNIH DEJAVNOSTIH V SLOVENIJI IN EU – ČETRTLETNI PODATKI

EVOLUTION OF ECONOMIC INDICATORS IN MANUFACTURING IN SLOVENIA AND EU – QUARTERLY DATA

3.1 OMEJITVE V PROIZVODNJI V SLOVENIJI FACTORS LIMITING PRODUCTION IN SLOVENIA



© SURS

- hude omejitve / severe limitations
- težave s povpraševanjem / demand difficulties
- težave s preskrbo / supply difficulties
- ni omejitev / no limits

Graf o omejitvah v proizvodnji prikazuje delež podjetij, ki se soočajo z naslednjimi skupinami omejitev:

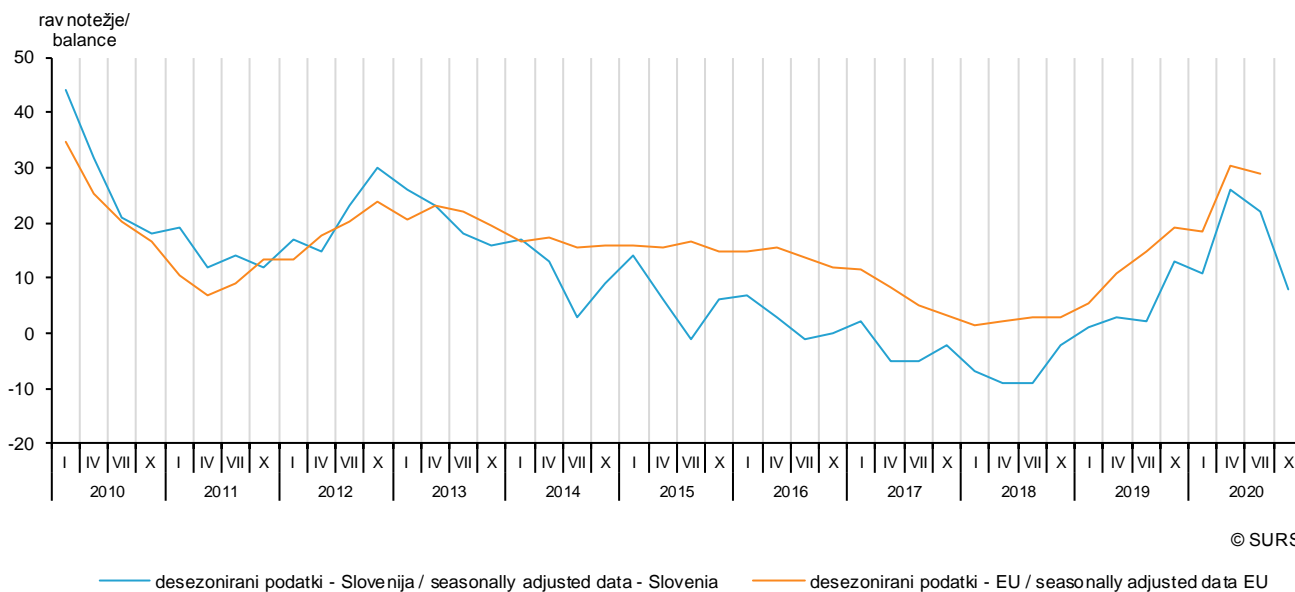
- Skupina **"hude omejitve"** zajema podjetja, ki imajo hkrati težave s povpraševanjem in preskrbo.
- Skupina **"težave s povpraševanjem"** zajema podjetja, ki imajo težave vsaj z enim od dejavnikov: nezadostno domače povpraševanje, nezadostno tuje povpraševanje ali konkurenčen uvoz.
- Skupina **"težave s preskrbo"** zajema podjetja, ki imajo težave vsaj z enim od dejavnikov: pomanjkanje delavcev na splošno/usposobljenih delavcev, surovin, polizdelkov, ustrezne opreme, neporavnane obveznosti iz poslovanja, finančni problemi, nejasna gospodarska zakonodaja ali negotove gospodarske razmere.
- Skupina **"ni omejitev"** zajema podjetja, ki nimajo težav pri proizvodnji.

The chart on factors limiting production shows the share of enterprises faced with the following groups of limitations:

- Group **"severe limitations"** includes enterprises faced with both demand and supply difficulties.
- Group **"demand difficulties"** includes enterprises faced with at least one of the limiting factors: insufficient domestic demand, insufficient foreign demand or competitive imports.
- Group **"supply difficulties"** includes enterprises faced with at least one of the limiting factors: shortage of labour in general/of skilled labour, of raw materials, of semifinished products, lack of appropriate equipment, problems with unpaid bills, financial problems, unclear economic legislation or unclear economic conditions.
- Group **"no limits"** includes enterprises with no limits to production.

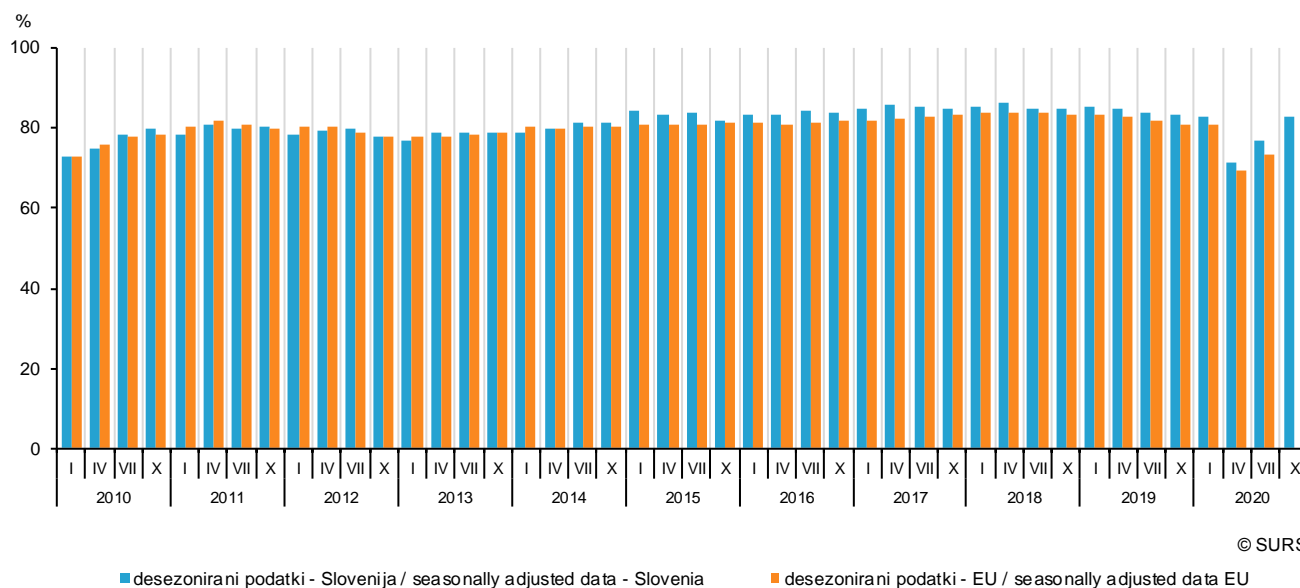
3.2 USTREŽNOST PROIZVODNIH ZMOGLJIVOSTI GLEDE NA PRIČAKOVANO POVPRŠEVANJE V NASLEDNJIH 12 MESECIH, SLOVENIJA IN EU¹⁾

ASSESSMENT OF CURRENT PRODUCTION CAPACITIES ACCORDING TO EXPECTED DEMAND IN THE NEXT 12 MONTHS, SLOVENIA AND EU¹⁾



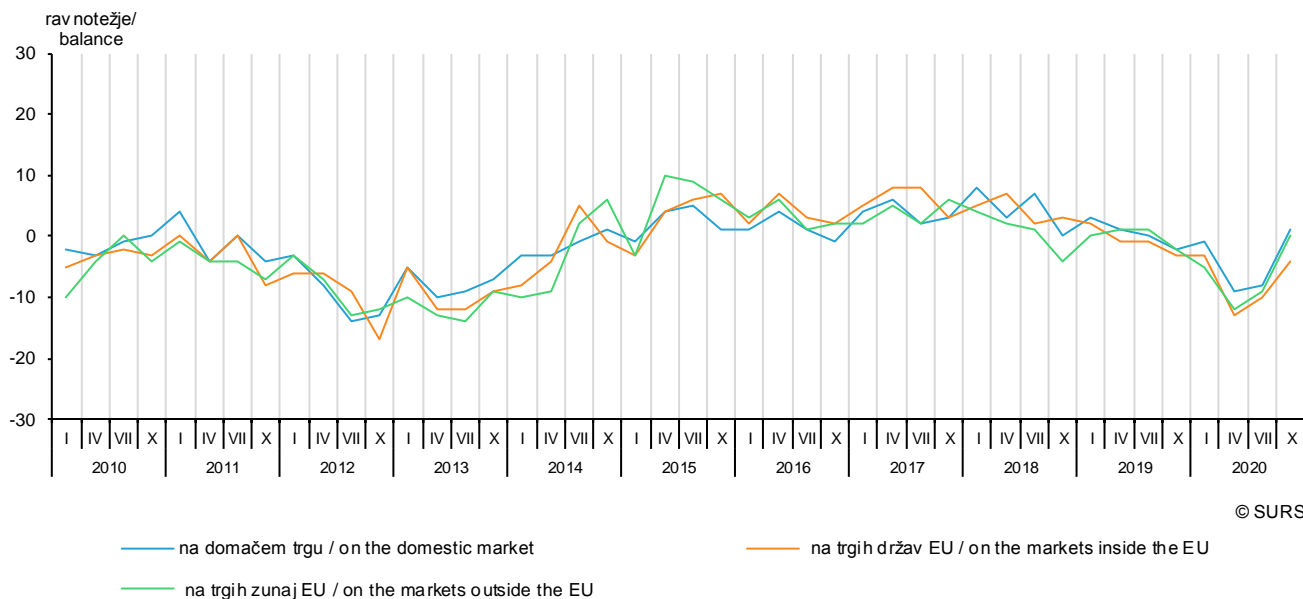
3.3 IZKORIŠČENOST PROIZVODNIH ZMOGLJIVOSTI V SLOVENIJI IN V EU¹⁾

CURRENT CAPACITY UTILISATION IN SLOVENIA AND EU¹⁾



3.4 KONKURENČNI POLOŽAJ NA DOMAČEM TRGU, TRGIH DRŽAV ČLANIC EU IN TRGIH ZUNAJ EU

COMPETITIVE POSITION ON THE DOMESTIC MARKET, FOREIGN MARKET INSIDE THE EU AND OUTSIDE THE EU



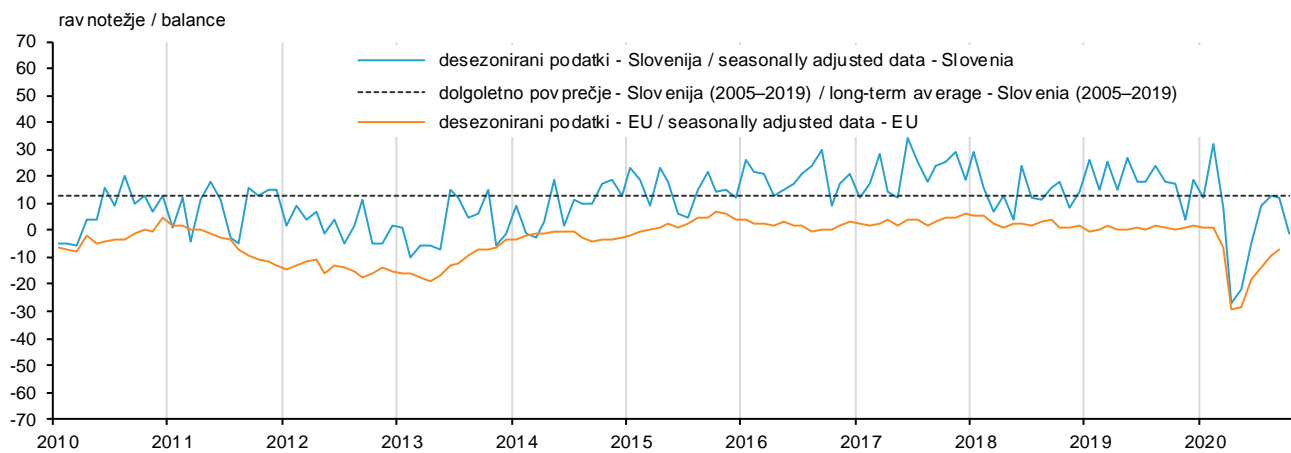
1) Vir: http://ec.europa.eu/economy_finance/db_indicators/surveys/time_series/index_en.htm, okrog 5. v mesecu. Podatki za EU za zadnji mesec niso na voljo.

Source: http://ec.europa.eu/economy_finance/db_indicators/surveys/time_series/index_en.htm, around 5th of the month. Data for EU for the last month are not available.

POSLOVNE TENDENCE V TRGOVINI NA DROBNO BUSINESS TENDENCY SURVEY IN RETAIL TRADE

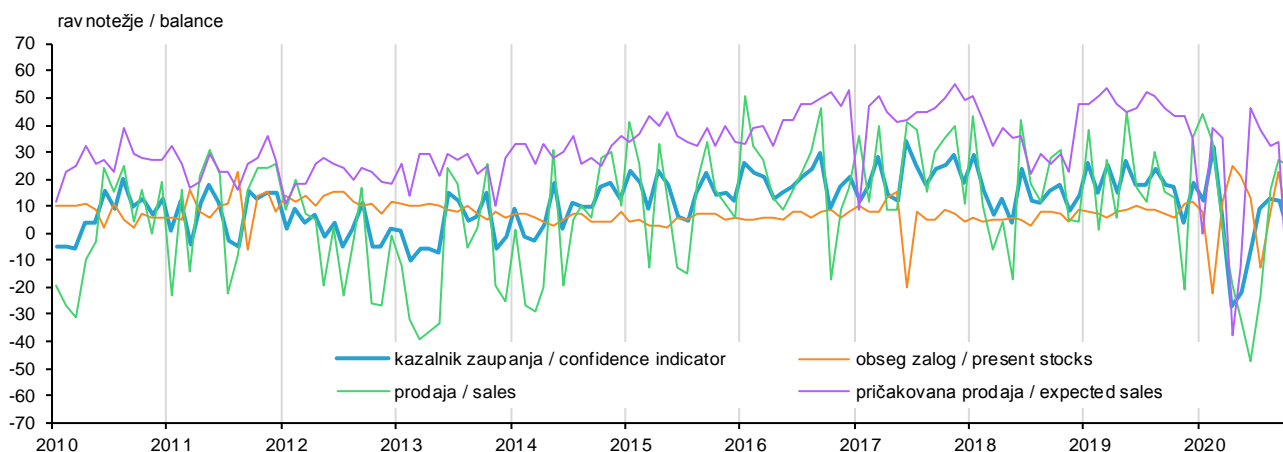
4 KAZALNIK ZAUPANJA V TRGOVINI NA DROBNO CONFIDENCE INDICATOR IN RETAIL TRADE

4.1 KAZALNIK ZAUPANJA V TRGOVINI NA DROBNO V SLOVENIJI IN EU¹⁾ CONFIDENCE INDICATOR IN RETAIL TRADE IN SLOVENIA AND EU¹⁾



©SURS

4.2 KOMPONENTE KAZALNIKA ZAUPANJA V TRGOVINI NA DROBNO, SLOVENIJA COMPONENTS OF CONFIDENCE INDICATOR IN RETAIL TRADE, SLOVENIA



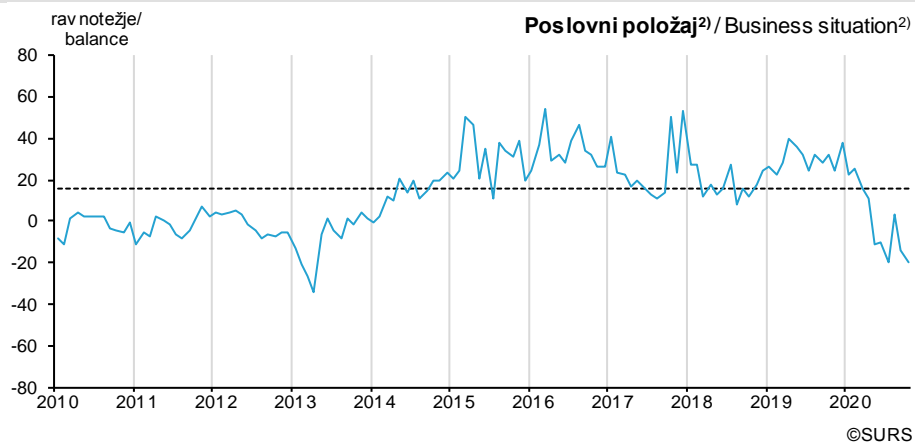
©SURS

1) Vir: http://ec.europa.eu/economy_finance/db_indicators/surveys/time_series/index_en.htm, okrog 5. v mesecu. Podatki za EU za zadnji mesec niso na voljo.

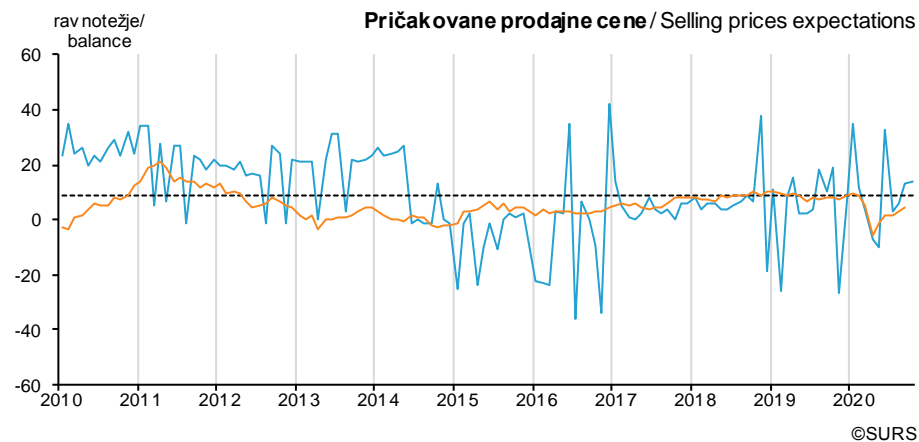
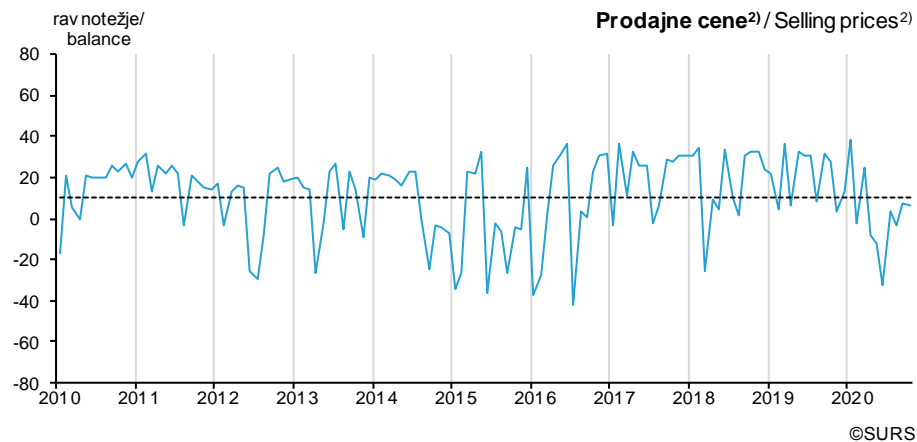
Source: http://ec.europa.eu/economy_finance/db_indicators/surveys/time_series/index_en.htm, around 5th of the month. Data for EU for the last month are not available.

5 GIBANJE EKONOMSKIH KAZALNIKOV V TRGOVINI NA DROBNO V SLOVENIJI IN EU¹⁾ EVOLUTION OF ECONOMIC INDICATORS IN RETAIL TRADE IN SLOVENIA AND EU¹⁾

Ocena stanj
Appreciation of situation



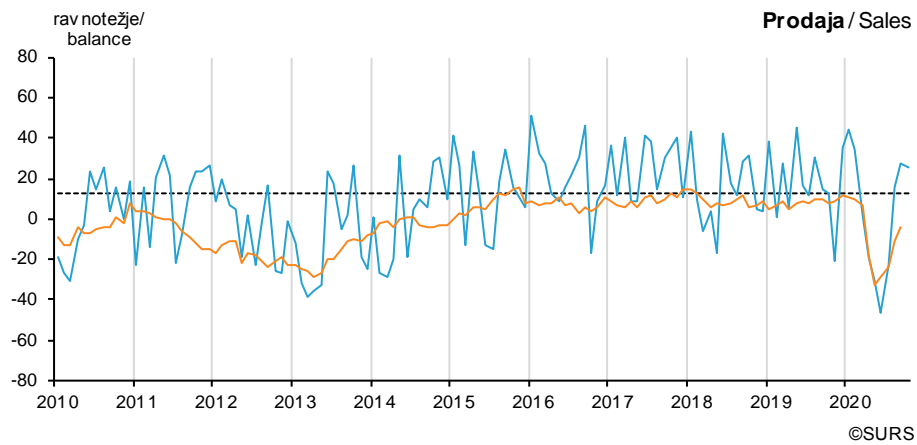
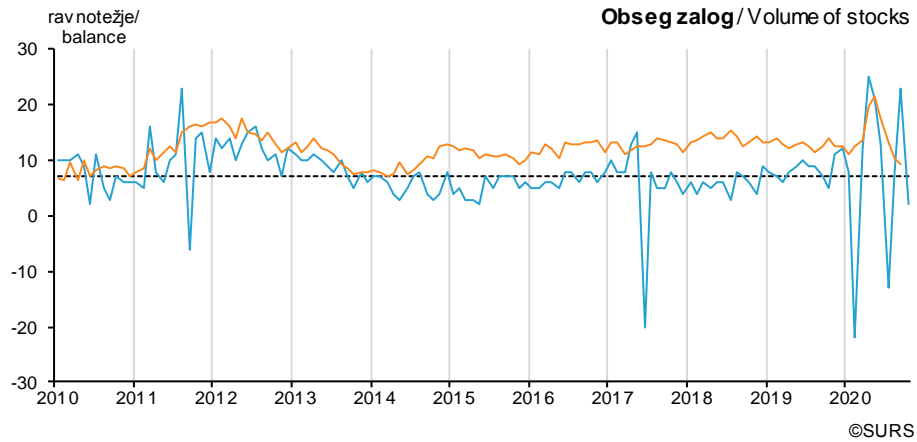
Pričakovanja v naslednjih 3 mesecih
Expectations in the next 3 months



— desezonirani podatki Slovenija / seasonally adjusted data Slovenia
— desezonirani podatki EU / seasonally adjusted data EU

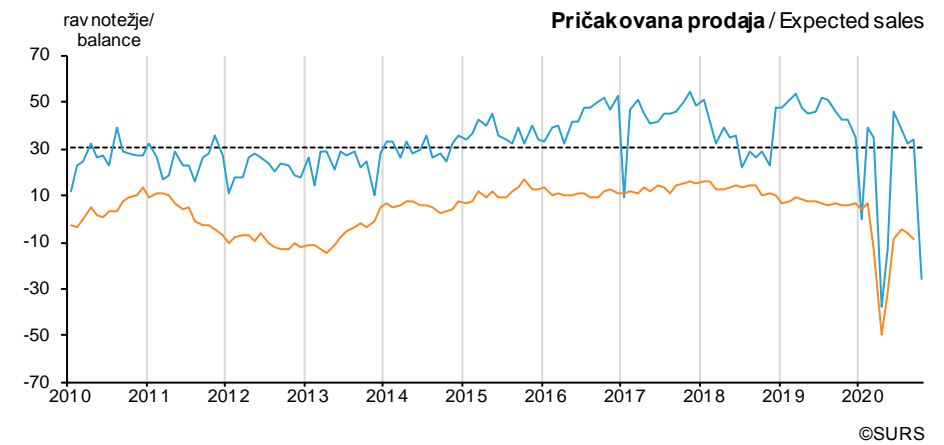
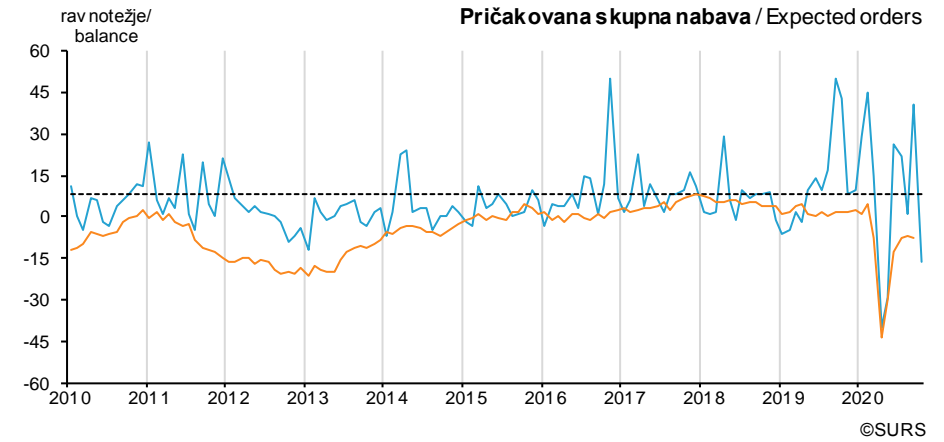
- - - dolgoletno povprečje Slovenija (2005–2019) / long-term average Slovenia (2005–2019)

Ocena stanj
Appreciation of situation



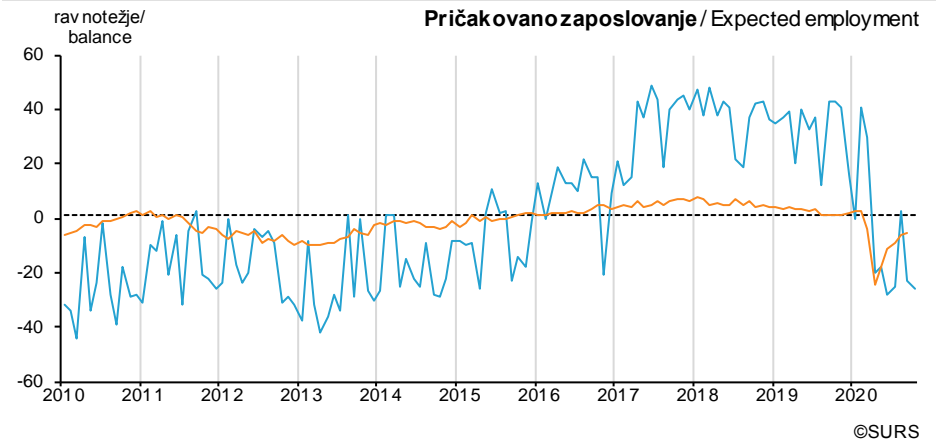
— desezonirani podatki Slovenija / seasonally adjusted data Slovenia
— desezonirani podatki EU / seasonally adjusted data EU

Pričakovanja v naslednjih 3 mesecih
Expectations in the next 3 months



- - - dolgoletno povprečje Slovenija (2005–2019) / long-term average Slovenia (2005–2019)

Pričakovanja v naslednjih 3 mesecih Expectations in the next 3 months

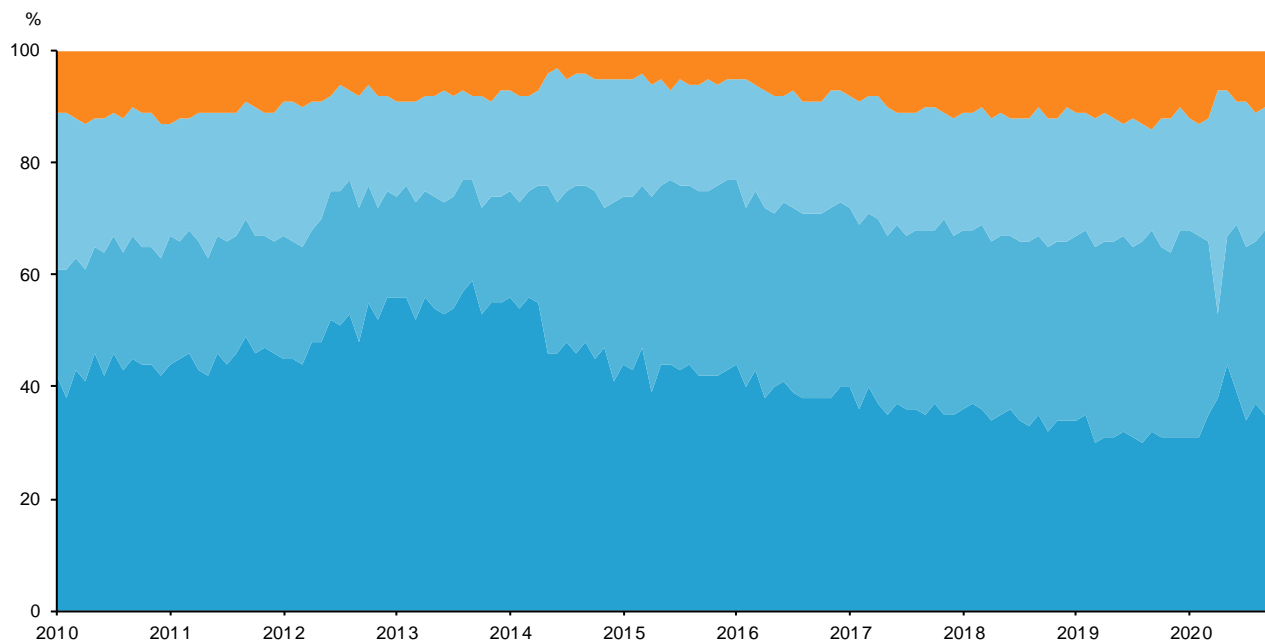


— desezonirani podatki Slovenija / seasonally adjusted data Slovenia
— desezonirani podatki EU / seasonally adjusted data EU

- - - dolgoletno povprečje Slovenija (2005–2019) / long-term average Slovenia (2005–2019)

- 1) Vir: http://ec.europa.eu/economy_finance/db_indicators/surveys/time_series/index_en.htm, okrog 5. v mesecu. Podatki za EU za zadnji mesec niso na voljo.
Source: http://ec.europa.eu/economy_finance/db_indicators/surveys/time_series/index_en.htm, around 5th of the month. Data for EU for the last month are not available.
- 2) Podatki za EU niso na voljo. / Data for EU are not available.

6 OMEJITVENI DEJAVNIKI V TRGOVINI NA DROBNO V SLOVENIJI FACTORS LIMITING RETAIL TRADE IN SLOVENIA



©SURS

- hude omejitve / severe limitations
 - težave s ponudbo / supply difficulties
- težave s povpraševanjem / demand difficulties
 - ni omejitev / no limits

Graf o omejitvah v trgovini na drobno prikazuje delež podjetij, ki se soočajo z naslednjimi skupinami omejitev:

- Skupina "**hude omejitve**" zajema podjetja, ki imajo hkrati težave s povpraševanjem in ponudbo.
- Skupina "**težave s povpraševanjem**" zajema podjetja, ki imajo težave vsaj z enim od dejavnikov: nizko povpraševanje ali konkurenca v sektorju.
- Skupina "**težave s ponudbo**" zajema podjetja, ki imajo težave vsaj z enim od dejavnikov: slaba ponudba, visoki stroški dela, visoka cena denarja, težka dostopnost do bančnih kreditov, premajhna prodajna površina ali premajhni skladiščni prostori.
- Skupina "**ni omejitev**" zajema podjetja, ki nimajo težav pri prodaji.

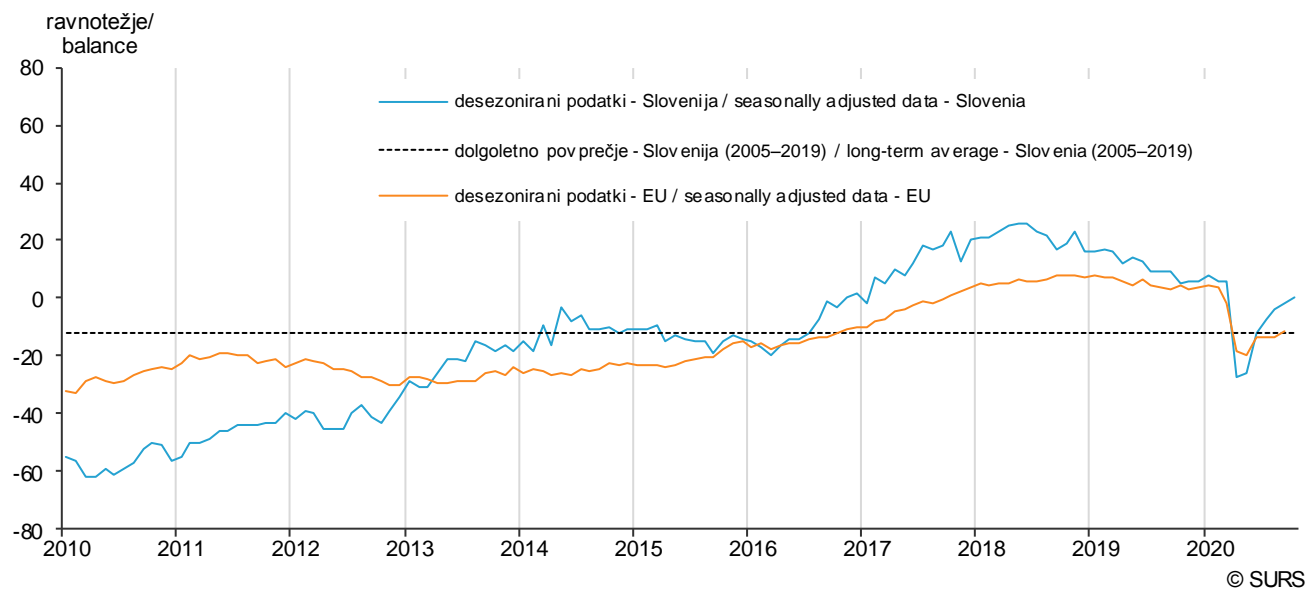
The chart on factors limiting retail trade shows the share of enterprises faced with the following groups of limitations:

- Group "**severe limitations**" includes enterprises faced with both demand and supply difficulties.
- Group "**demand difficulties**" includes enterprises faced with at least one of the limiting factors: low demand or competition in their own sector.
- Group "**supply difficulties**" includes enterprises faced with at least one of the limiting factors: shortage of supply, high cost of labour, high cost of money, access to bank credits, shortage of sales surface or small storage capacity.
- Group "**no limits**" includes enterprises with no limits to retail.

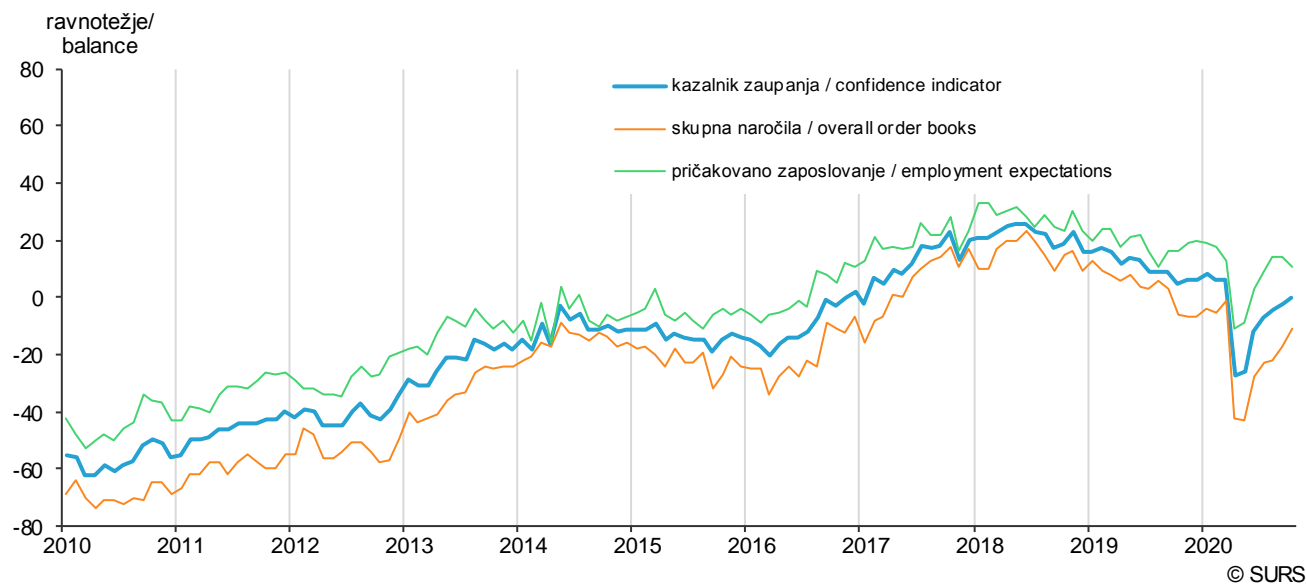
POSLOVNE TENDENCE V GRADBENIŠTVU BUSINESS TENDENCY IN CONSTRUCTION

7 KAZALNIK ZAUPANJA V GRADBENIŠTVU CONSTRUCTION CONFIDENCE INDICATOR

7.1 KAZALNIK ZAUPANJA V GRADBENIŠTVU V SLOVENIJI IN EU¹⁾ CONSTRUCTION CONFIDENCE INDICATOR IN SLOVENIA AND EU¹⁾



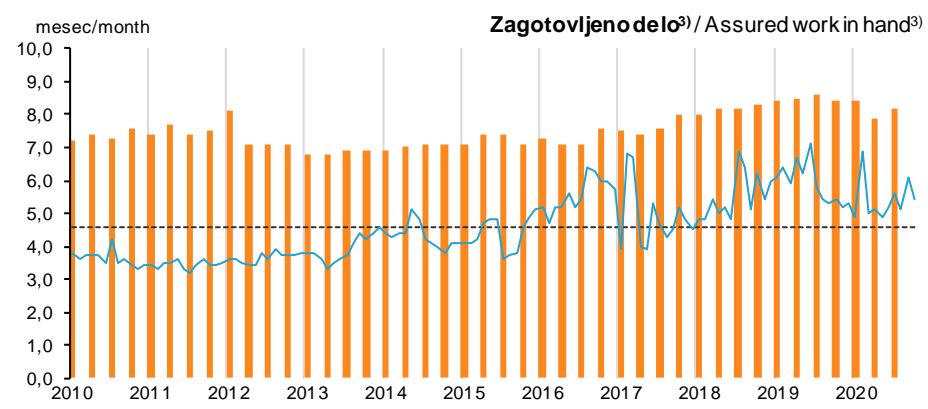
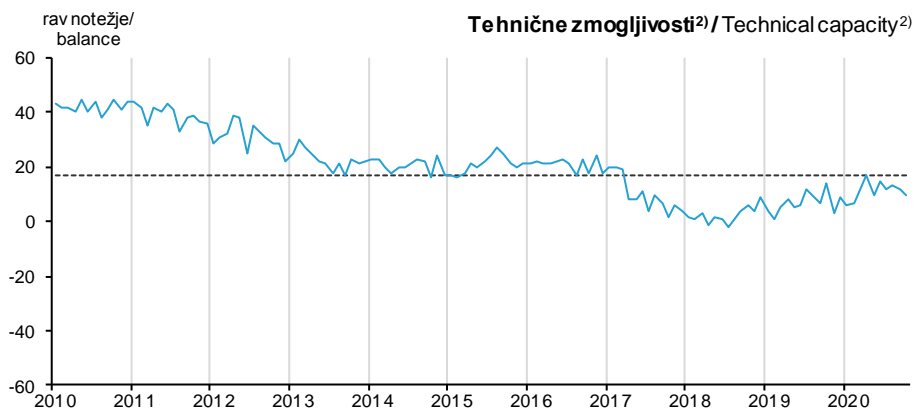
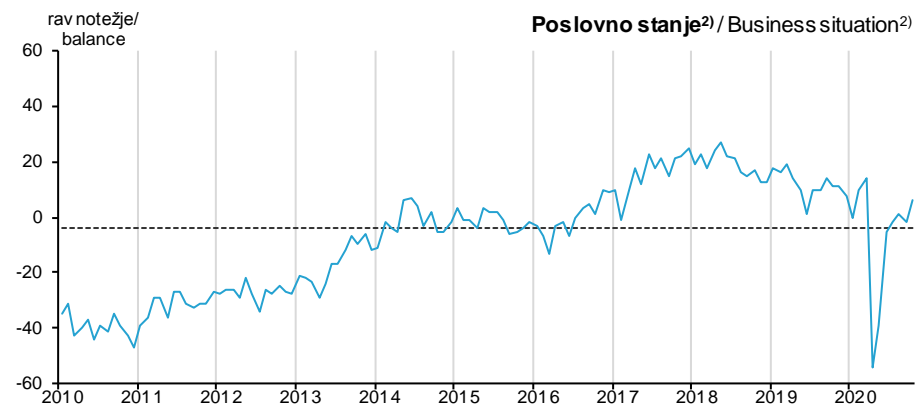
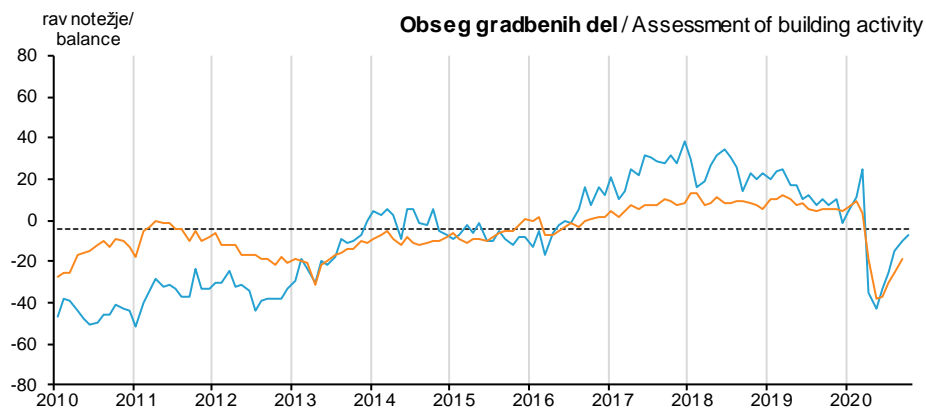
7.2 KOMPONENTE KAZALNIKA ZAUPANJA V GRADBENIŠTVU, SLOVENIJA COMPONENTS OF CONSTRUCTION CONFIDENCE INDICATOR, SLOVENIA



1) Vir: http://ec.europa.eu/economy_finance/db_indicators/surveys/time_series/index_en.htm, okrog 5. v mesecu. Podatki za EU za zadnji mesec niso na voljo.

Source: http://ec.europa.eu/economy_finance/db_indicators/surveys/time_series/index_en.htm, around 5th of the month. Data for EU for the last month are not available.

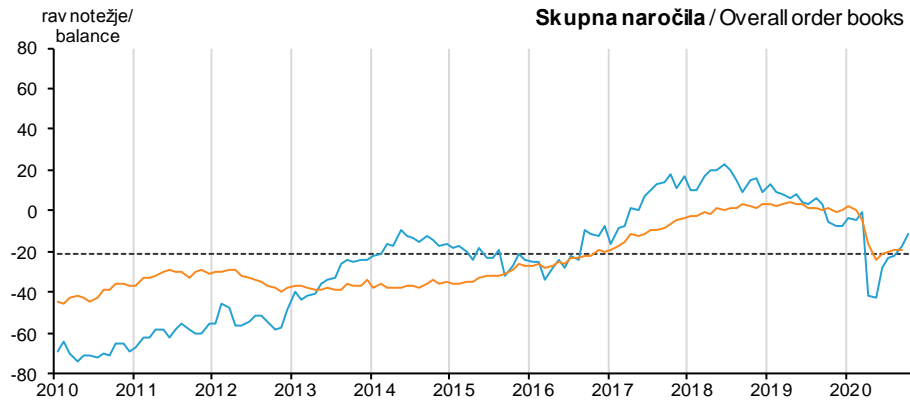
8 GIBANJE EKONOMSKIH KAZALNIKOV V GRADBENIŠTVU V SLOVENIJI IN EU¹⁾ EVOLUTION OF ECONOMIC INDICATORS IN CONSTRUCTION IN SLOVENIA AND EU¹⁾



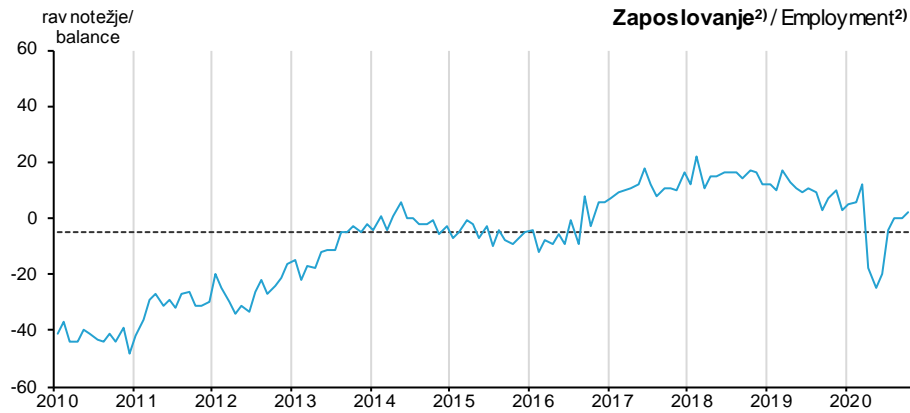
— desezonirani podatki Slovenija / seasonally adjusted data Slovenia
— desezonirani podatki EU / seasonally adjusted data EU

--- dolgoletno povprečje Slovenija (2005–2019) / long-term average Slovenia (2005–2019)

Ocena stanj
Appreciation of situation



© SURS



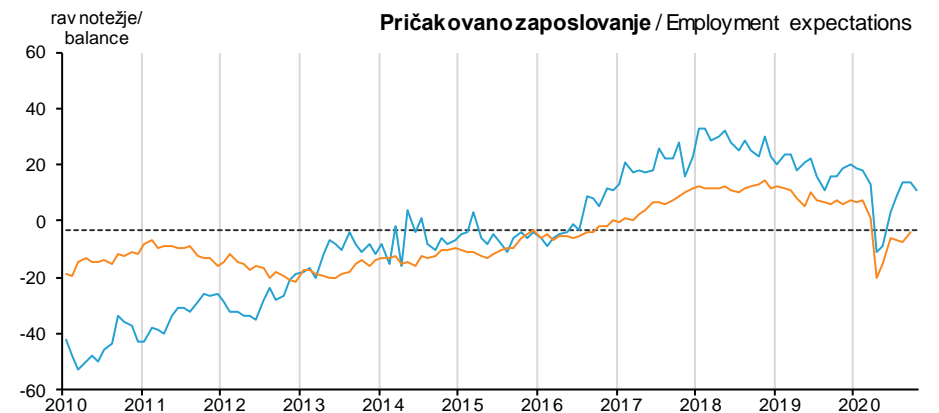
© SURS

— desezonirani podatki Slovenija / seasonally adjusted data Slovenia
— desezonirani podatki EU / seasonally adjusted data EU

Pričakovanja v naslednjih 3 mesecih
Expectations over the next 3 months



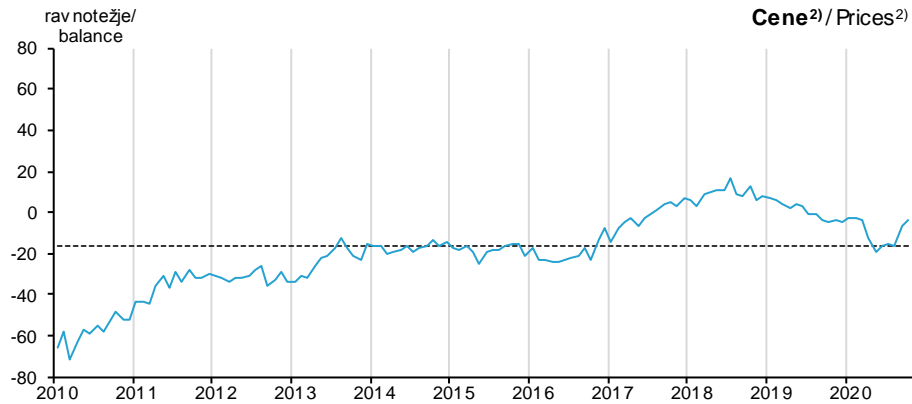
© SURS



© SURS

--- dolgoletno povprečje Slovenija (2005–2019) / long-term average Slovenia (2005–2019)

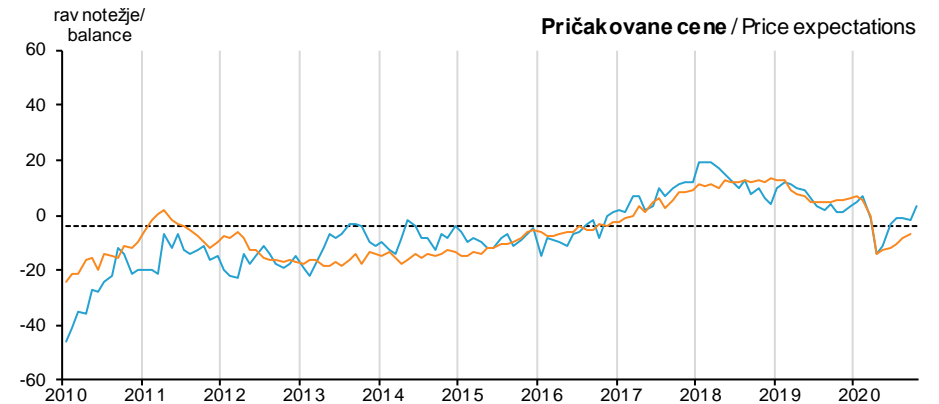
Ocena stanj
Appreciation of situation



© SURS

- desezonirani podatki Slovenija / seasonally adjusted data Slovenia
- desezonirani podatki EU / seasonally adjusted data EU

Pričakovanja v naslednjih 3 mesecih
Expectations over the next 3 months

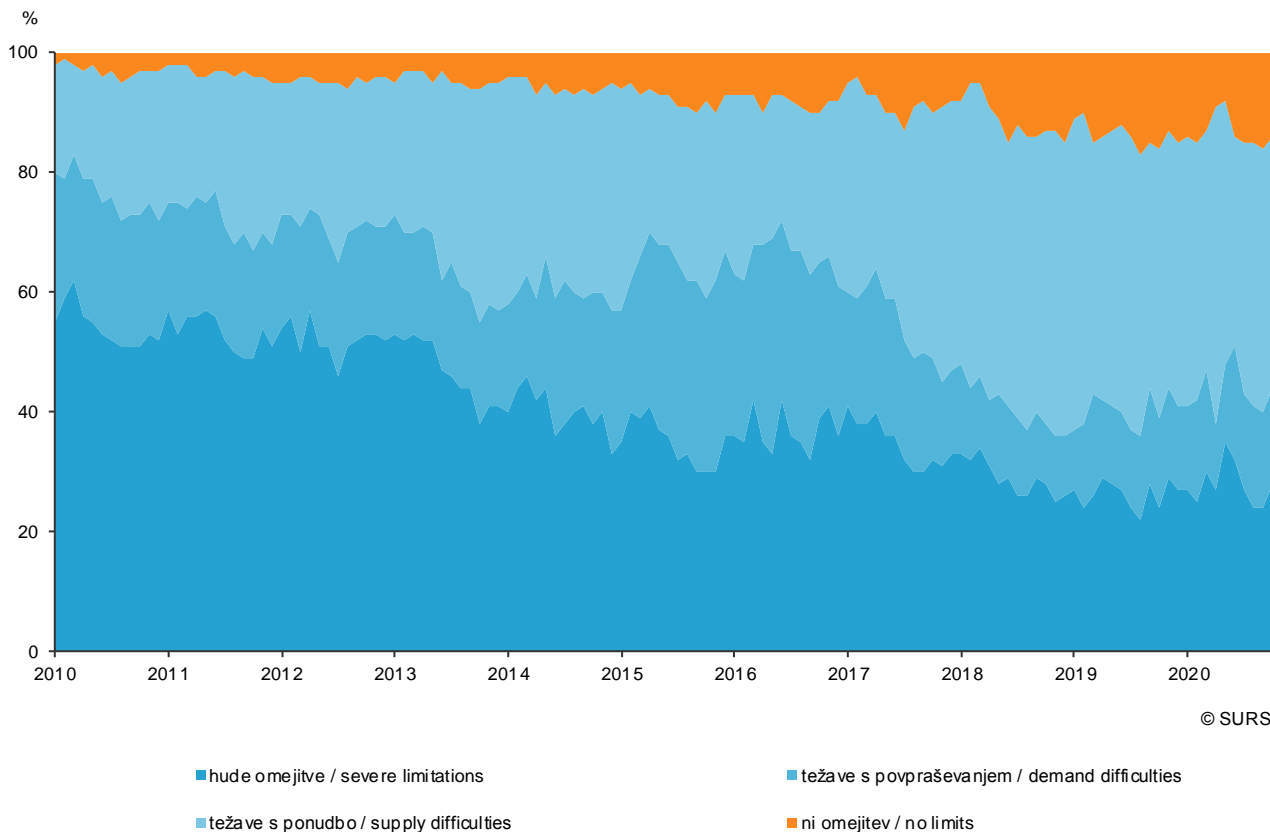


© SURS

- - - dolgoletno povprečje Slovenija (2005–2019) / long-term average Slovenia (2005–2019)

- 1) Vir: http://ec.europa.eu/economy_finance/db_indicators/surveys/time_series/index_en.htm, okrog 5. v mesecu. Podatki za EU za zadnji mesec niso na voljo.
Source: http://ec.europa.eu/economy_finance/db_indicators/surveys/time_series/index_en.htm, around 5th of the month. Data for EU for the last month are not available.
- 2) Podatki za EU niso na voljo. / Data for EU are not available.
- 3) Kazalnik opazujejo v EU vsake tri mesece. / In the EU the indicator is observed every three months.

9 OMEJITVENI DEJAVNIKI V GRADBENIŠTVU V SLOVENIJI FACTORS LIMITING BUILDING ACTIVITY IN SLOVENIA



Graf o omejitvah v gradbeništvu prikazuje delež podjetij, ki se soočajo z naslednjimi skupinami omejitev:

- Skupina "**hude omejitve**" zajema podjetja, ki imajo hkrati težave s povpraševanjem in ponudbo.
- Skupina "**težave s povpraševanjem**" zajema podjetja, ki imajo težave vsaj z enim od dejavnikov: nezadostno povpraševanje ali velika konkurenca v dejavnosti.
- Skupina "**težave s ponudbo**" zajema podjetja, ki imajo težave vsaj z enim od dejavnikov: slabi vremenski pogoji, visoki stroški materiala, dela, visoki finančni stroški, težave pri pridobivanju kreditov, pomanjkanje usposobljenih delavcev, opreme ali materialov.
- Skupina "**ni omejitev**" zajema podjetja, ki nimajo težav pri gradbeni dejavnosti.

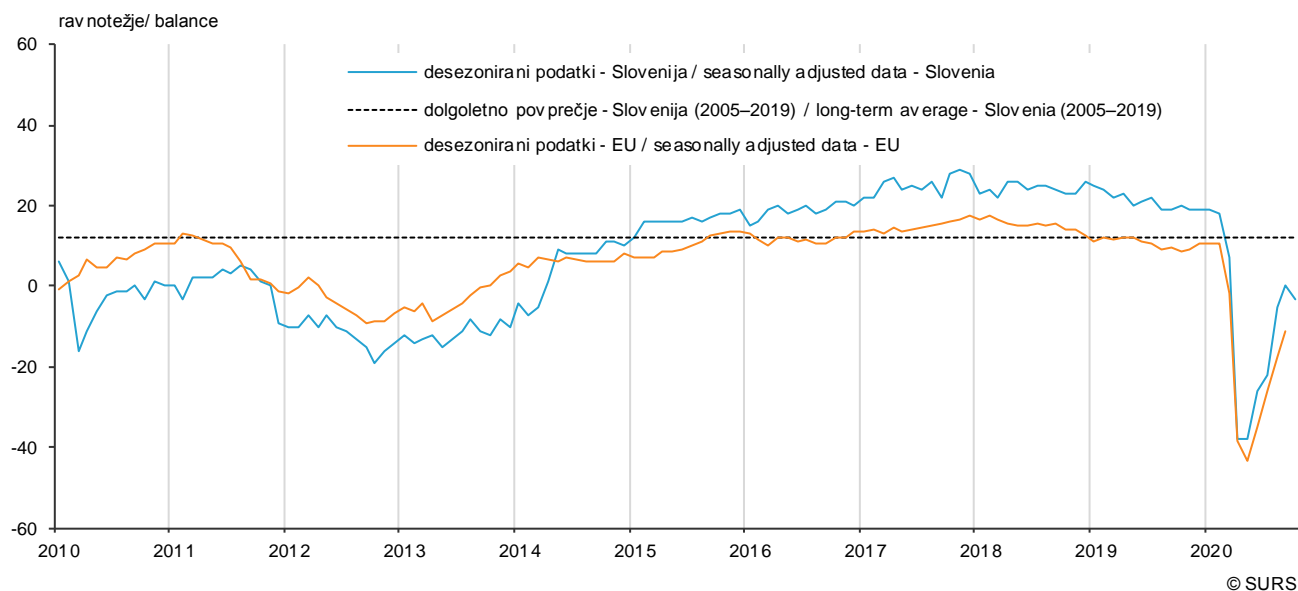
The chart on factors limiting construction shows the share of enterprises faced with the following groups of limitations:

- Group "**severe limitations**" includes enterprises faced with both demand and supply difficulties.
- Group "**demand difficulties**" includes enterprises faced with at least one of the limiting factors: insufficient demand or competition in own sector.
- Group "**supply difficulties**" includes enterprises faced with at least one of the limiting factors: bad weather conditions, high cost of material, labour or capital, access to bank credits, shortage of skilled labour, of equipment or of material.
- Group "**no limits**" includes enterprises with no limits in building activity.

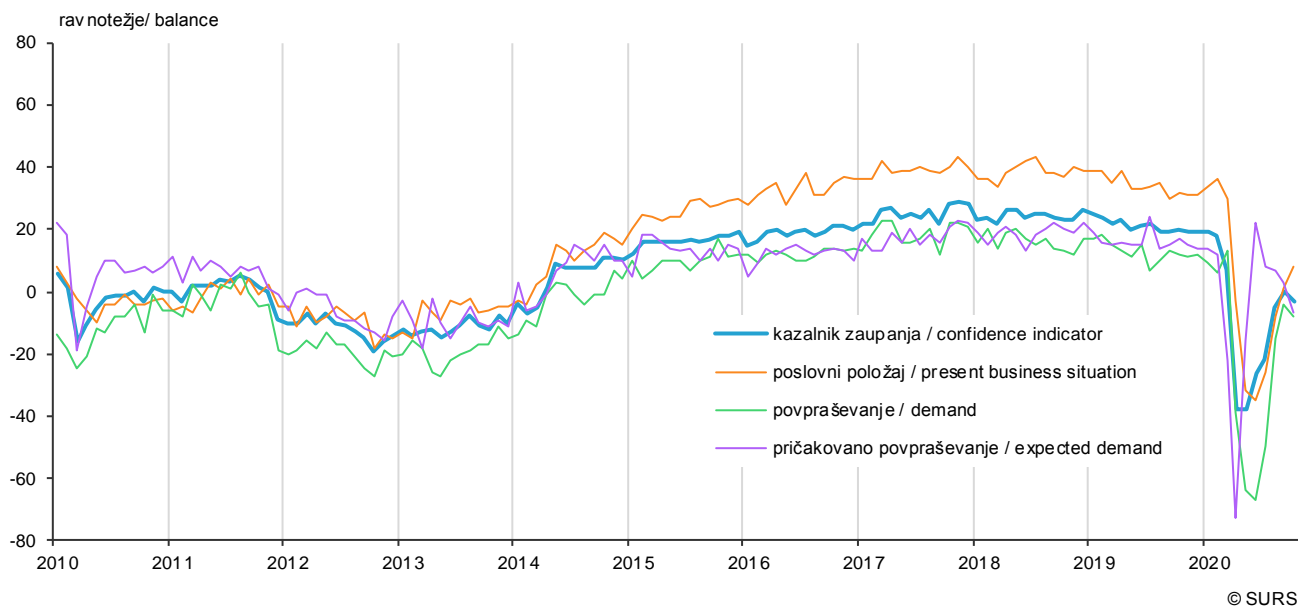
POSLOVNE TENDENCE V STORITVENIH DEJAVNOSTIH BUSINESS TENDENCY SURVEY IN SERVICES

10 KAZALNIK ZAUPANJA V STORITVENIH DEJAVNOSTIH CONFIDENCE INDICATOR IN SERVICES

10.1 KAZALNIK ZAUPANJA V STORITVENIH DEJAVNOSTIH V SLOVENIJI IN EU¹⁾ CONFIDENCE INDICATOR IN SERVICES IN SLOVENIA AND EU¹⁾



10.2 KOMPONENTE KAZALNIKA ZAUPANJA V STORITVENIH DEJAVNOSTIH, SLOVENIJA COMPONENTS OF CONFIDENCE INDICATOR IN SERVICES, SLOVENIA



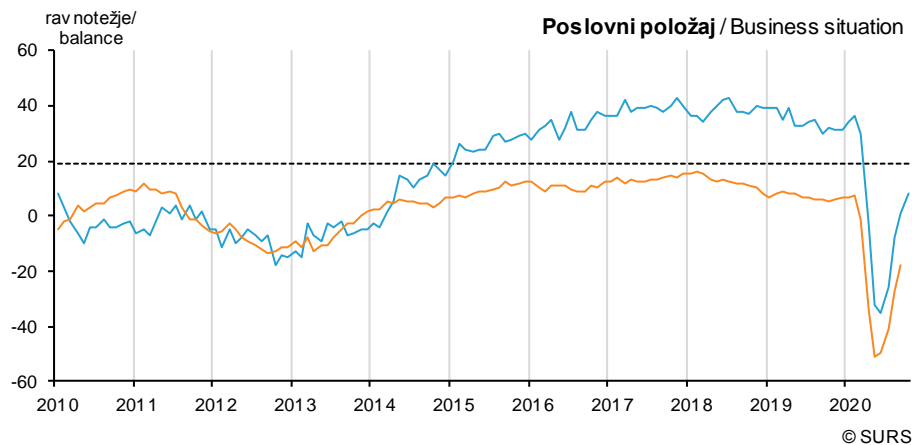
1) Vir: http://ec.europa.eu/economy_finance/db_indicators/surveys/time_series/index_en.htm, okrog 5. v mesecu. Podatki za EU za zadnji mesec niso na voljo.

Source: http://ec.europa.eu/economy_finance/db_indicators/surveys/time_series/index_en.htm, around 5th of the month. Data for EU for the last month are not available.

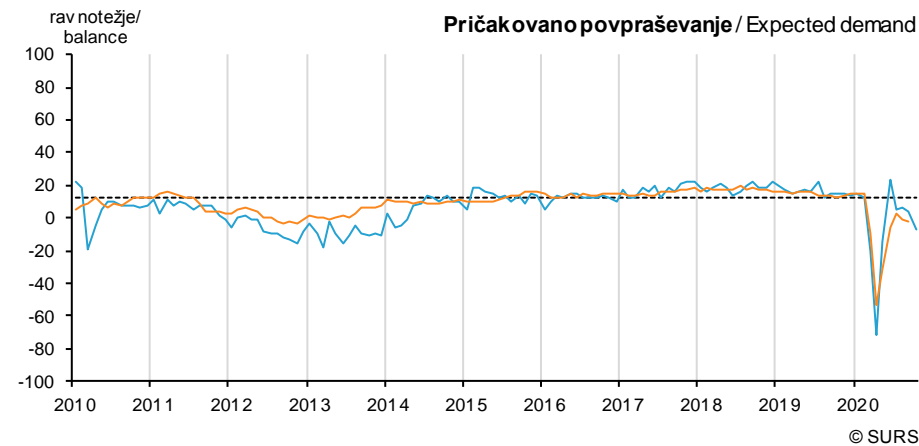
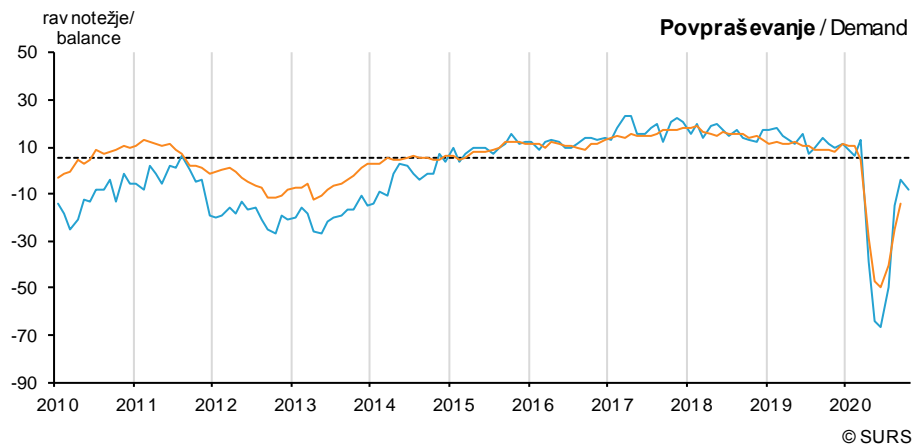
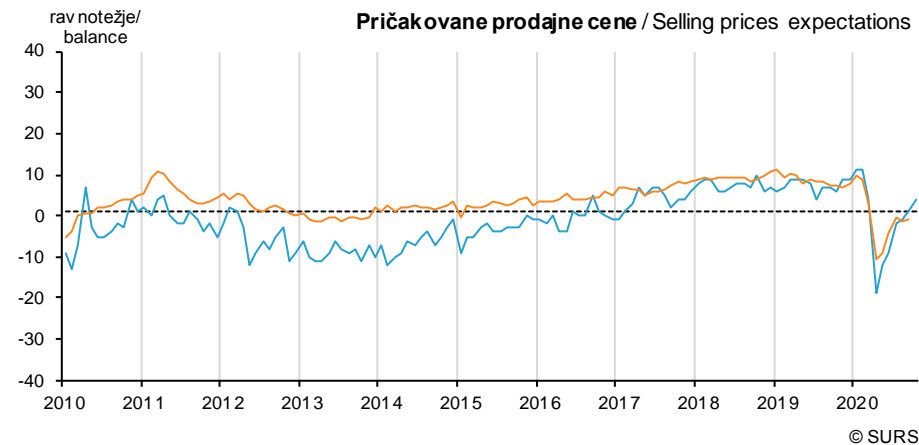
11 GIBANJE EKONOMSKIH KAZALNIKOV V STORITVENIH DEJAVNOSTIH V SLOVENIJI IN EU¹⁾

EVOLUTION OF ECONOMIC INDICATORS IN SERVICES IN SLOVENIA AND EU¹⁾

Ocena stanja
Appreciation of situation



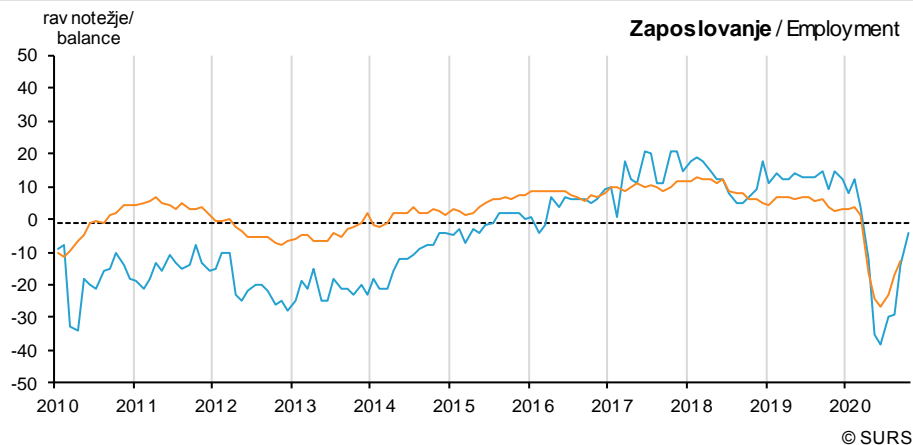
Pričakovanja v naslednjih 3 mesecih
Expectations in the next 3 months



— desezonirani podatki Slovenija / seasonally adjusted data Slovenia
— desezonirani podatki EU / seasonally adjusted data EU

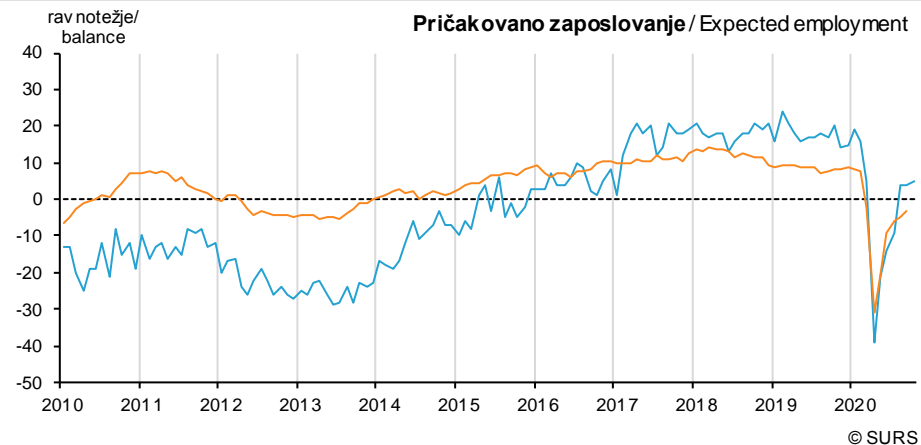
- - - dolgoletno povprečje Slovenija (2005–2019) / long-term average Slovenia (2005–2019)

Ocena stanja
Appreciation of situation



— desezonirani podatki Slovenija / seasonally adjusted data Slovenia
— desezonirani podatki EU / seasonally adjusted data EU

Pričakovanja v naslednjih 3 mesecih
Expectations in the next 3 months



- - - dolgoletno povprečje Slovenija (2005–2019) / long-term average Slovenia (2005–2019)

- 1) Vir: http://ec.europa.eu/economy_finance/db_indicators/surveys/time_series/index_en.htm, okrog 5. v mesecu. Podatki za EU za zadnji mesec niso na voljo.
Source: http://ec.europa.eu/economy_finance/db_indicators/surveys/time_series/index_en.htm, around 5th of the month. Data for EU for the last month are not available.