




POSLOVNE TENDENCE

BUSINESS TENDENCY



November 2018
November 2018

PREDELOVALNE DEJAVNOSTI / MANUFACTURING	3
1 KAZALNIK ZAUPANJA / CONFIDENCE INDICATOR.....	3
2 GIBANJE EKONOMSKIH KAZALNIKOV / EVOLUTION OF ECONOMIC INDICATORS	4
TRGOVINA NA DROBNO / RETAIL TRADE	7
3 KAZALNIK ZAUPANJA / CONFIDENCE INDICATOR.....	7
4 GIBANJE EKONOMSKIH KAZALNIKOV / EVOLUTION OF ECONOMIC INDICATORS	8
5 OMEJITVENI DEJAVNIKI V TRGOVINI NA DROBNO / FACTORS LIMITING RETAIL TRADE.....	11
GRADBENIŠTVO / CONSTRUCTION.....	12
6 KAZALNIK ZAUPANJA / CONFIDENCE INDICATOR.....	12
7 GIBANJE EKONOMSKIH KAZALNIKOV / EVOLUTION OF ECONOMIC INDICATORS	13
8 OMEJITVENI DEJAVNIKI V GRADBENIŠTVU / FACTORS LIMITING BUILDING ACTIVITY	16
STORITVENE DEJAVNOSTI / SERVICES	17
9 KAZALNIK ZAUPANJA / CONFIDENCE INDICATOR.....	17
10 GIBANJE EKONOMSKIH KAZALNIKOV / EVOLUTION OF ECONOMIC INDICATORS	18
INVESTICIJE V PREDELOVALNIH DEJAVNOSTIH – JESEN / INVESTMENT IN MANUFACTURING – AUTUMN	20
11 INVESTICIJE V PREDELOVALNIH DEJAVNOSTIH / INVESTMENT IN MANUFACTURING	20
12 POSLOVNO STANJE PREDELOVALNIH PODJETIJ, SLOVENIJA / BUSINESS SITUATION OF MANUFACTURING ENTERPRISES, SLOVENIA.....	22

POSLOVNE TENDENCE V PREDELOVALNIH DEJAVNOSTIH

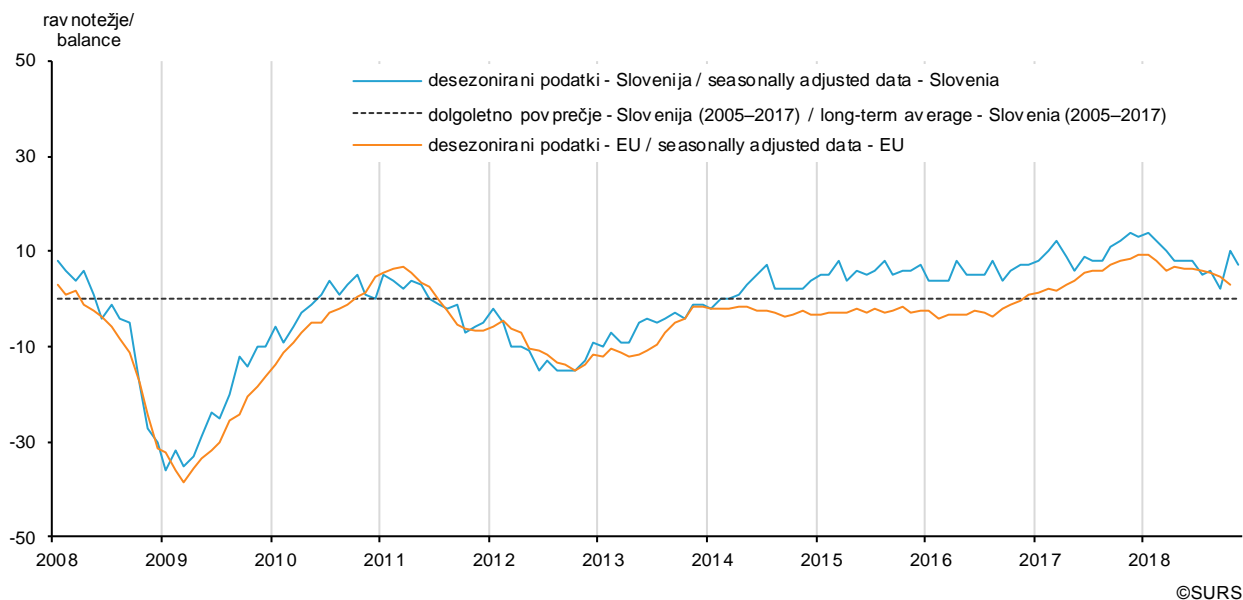
BUSINESS TENDENCY IN MANUFACTURING

1 KAZALNIK ZAUPANJA V PREDELOVALNIH DEJAVNOSTIH

CONFIDENCE INDICATOR IN MANUFACTURING

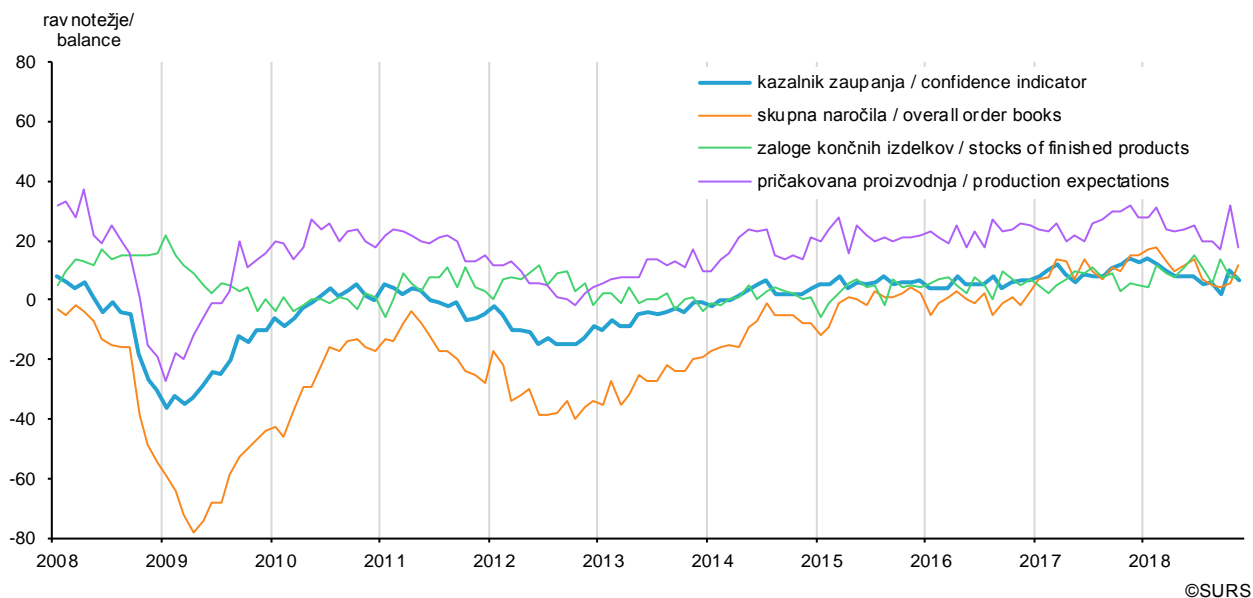
1.1 KAZALNIK ZAUPANJA V PREDELOVALNIH DEJAVNOSTIH V SLOVENIJI IN EU¹⁾

CONFIDENCE INDICATOR IN MANUFACTURING IN SLOVENIA AND EU¹⁾



1.2 KOMPONENTE KAZALNIKA ZAUPANJA V PREDELOVALNIH DEJAVNOSTIH, SLOVENIJA

COMPONENTS OF CONFIDENCE INDICATOR IN MANUFACTURING, SLOVENIA

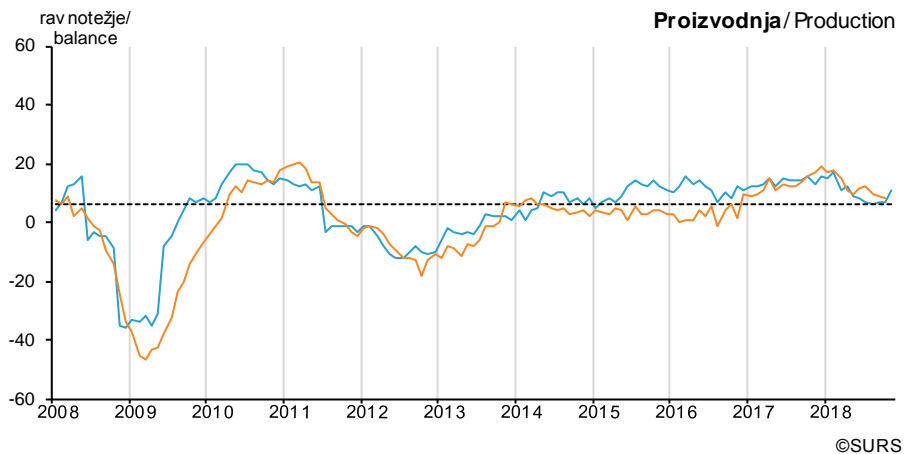


1) Vir: http://ec.europa.eu/economy_finance/db_indicators/surveys/time_series/index_en.htm, okrog 5. v mesecu. Podatki za EU za zadnji mesec niso na voljo.

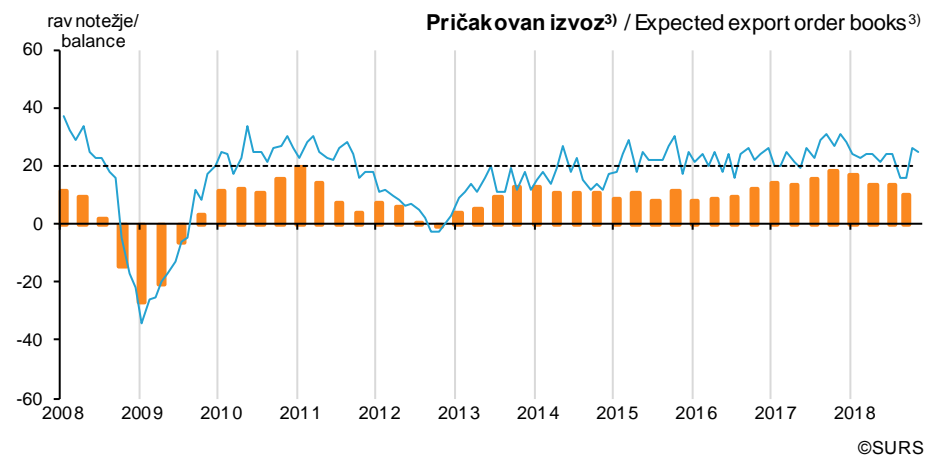
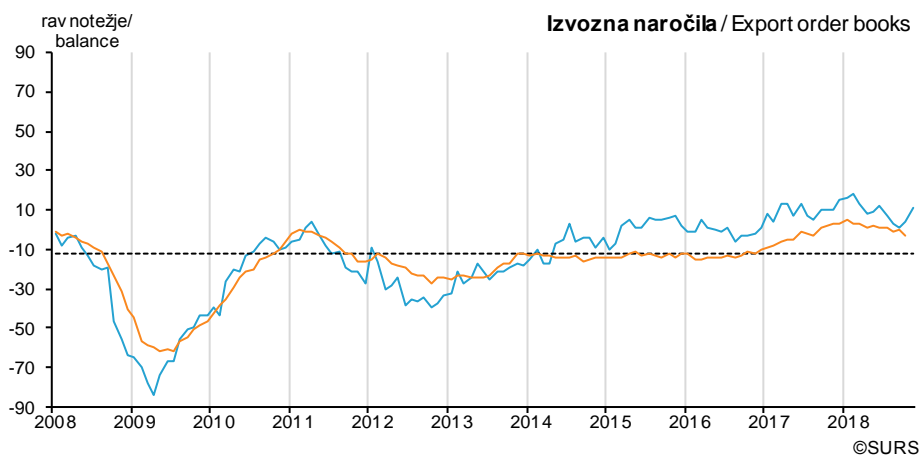
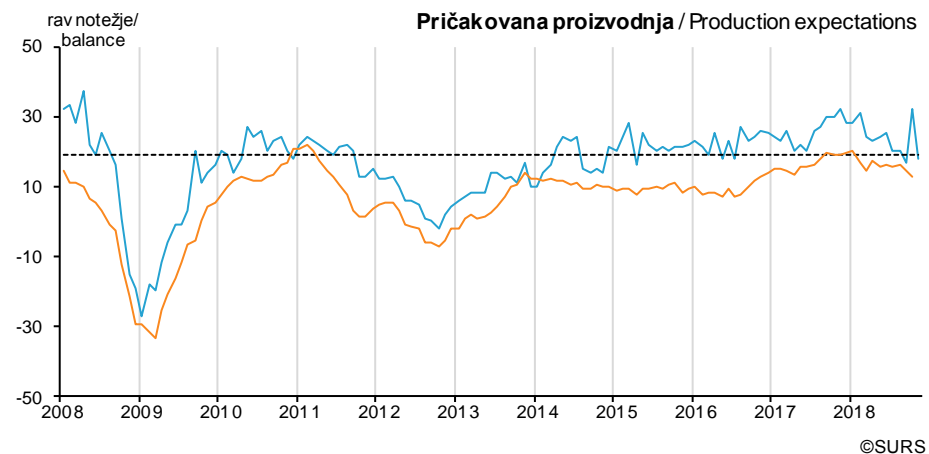
Source: http://ec.europa.eu/economy_finance/db_indicators/surveys/time_series/index_en.htm, around 5th of the month. Data for EU for the last month are not available.

2 GIBANJE EKONOMSKIH KAZALNIKOV V PREDELOVALNIH DEJAVNOSTIH V SLOVENIJI IN EU¹⁾ EVOLUTION OF ECONOMIC INDICATORS IN MANUFACTURING IN SLOVENIA AND EU¹⁾

Ocena stanja
Appreciation of situation



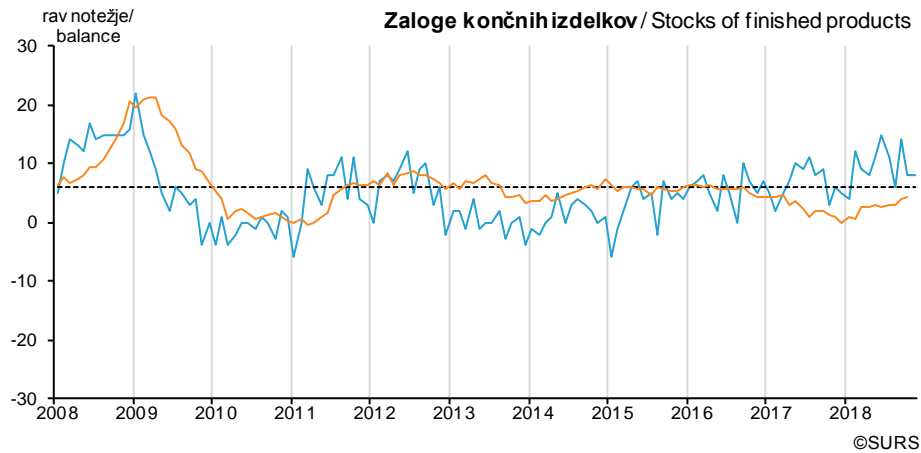
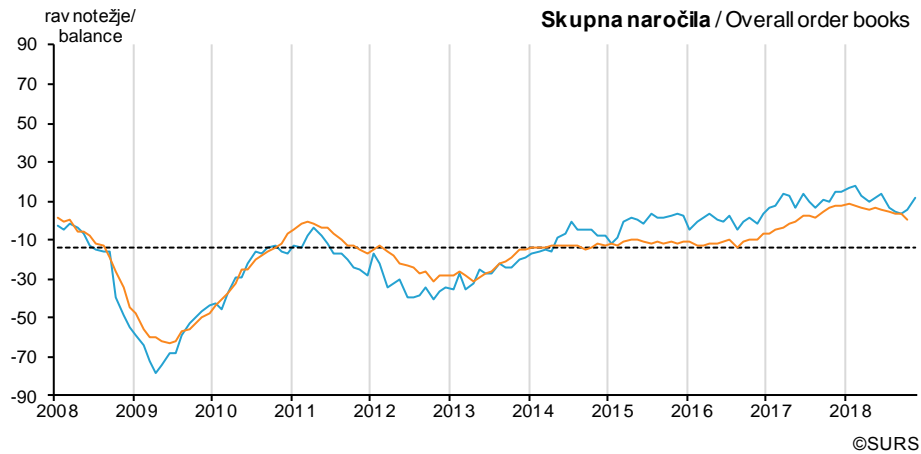
Pričakovanja v naslednjih 3 mesecih
Expectations in the next 3 months



— desezonirani podatki Slovenija / seasonally adjusted data Slovenia
— desezonirani podatki EU / seasonally adjusted data EU

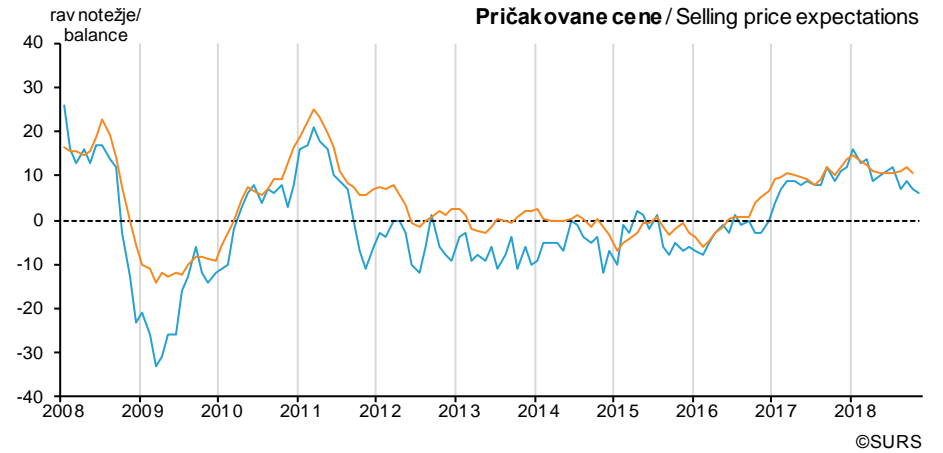
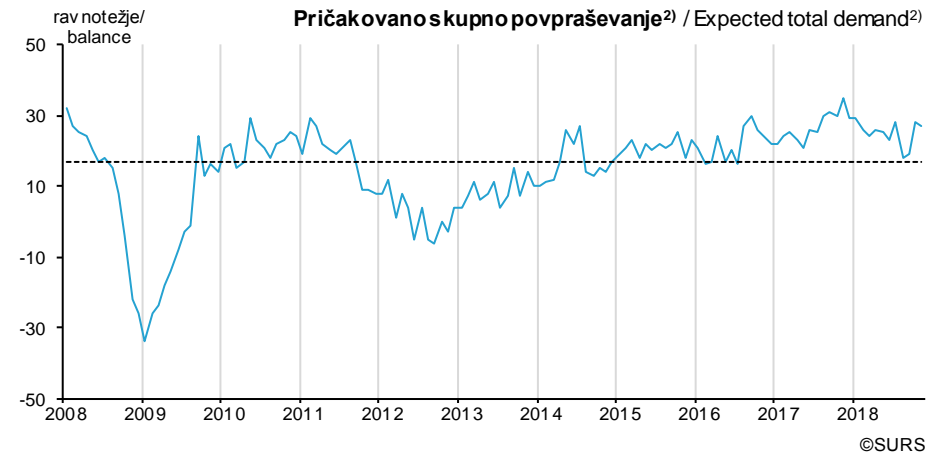
- - - dolgoletno povprečje Slovenija (2005–2017) / long-term average Slovenia (2005–2017)

Ocena stanja
Appreciation of situation



— desezonirani podatki Slovenija / seasonally adjusted data Slovenia
— desezonirani podatki EU / seasonally adjusted data EU

Pričakovanja v naslednjih 3 mesecih
Expectations in the next 3 months



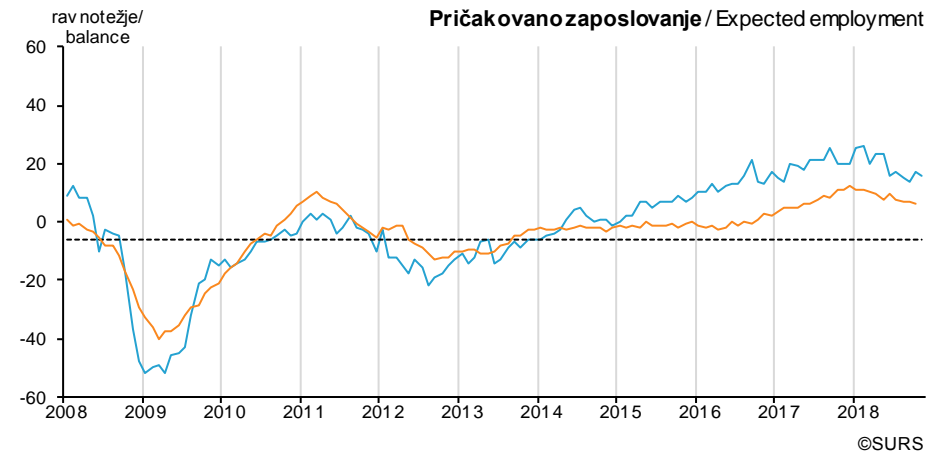
--- dolgoletno povprečje Slovenija (2005–2017) / long-term average Slovenia (2005–2017)

Ocena stanj
Appreciation of situation



— desezonirani podatki Slovenija / seasonally adjusted data Slovenia
— desezonirani podatki EU / seasonally adjusted data EU

Pričakovanja v naslednjih 3 mesecih
Expectations in the next 3 months



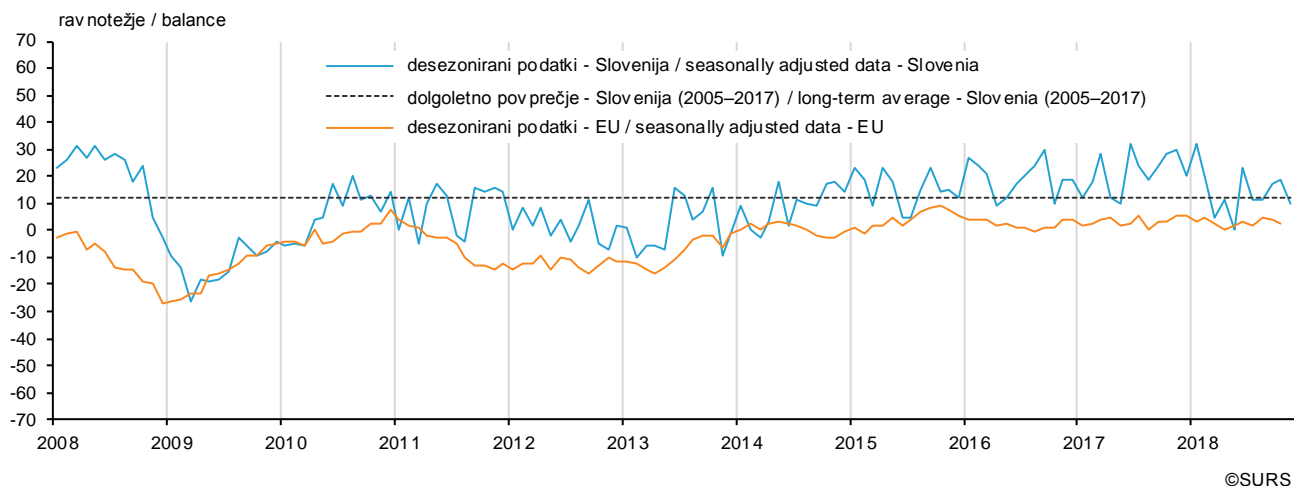
— — — dolgoletno povprečje Slovenija (2005–2017) / long-term average Slovenia (2005–2017)

- 1) Vir: http://ec.europa.eu/economy_finance/db_indicators/surveys/time_series/index_en.htm, okrog 5. v mesecu. Podatki za EU za zadnji mesec niso na voljo.
Source: http://ec.europa.eu/economy_finance/db_indicators/surveys/time_series/index_en.htm, around 5th of the month. Data for EU for the last month are not available.
- 2) Podatki za EU niso na voljo. / Data for EU are not available.
- 3) Kazalnik opazujejo v EU vsake tri mesece. / In the EU the indicator is observed every three months.

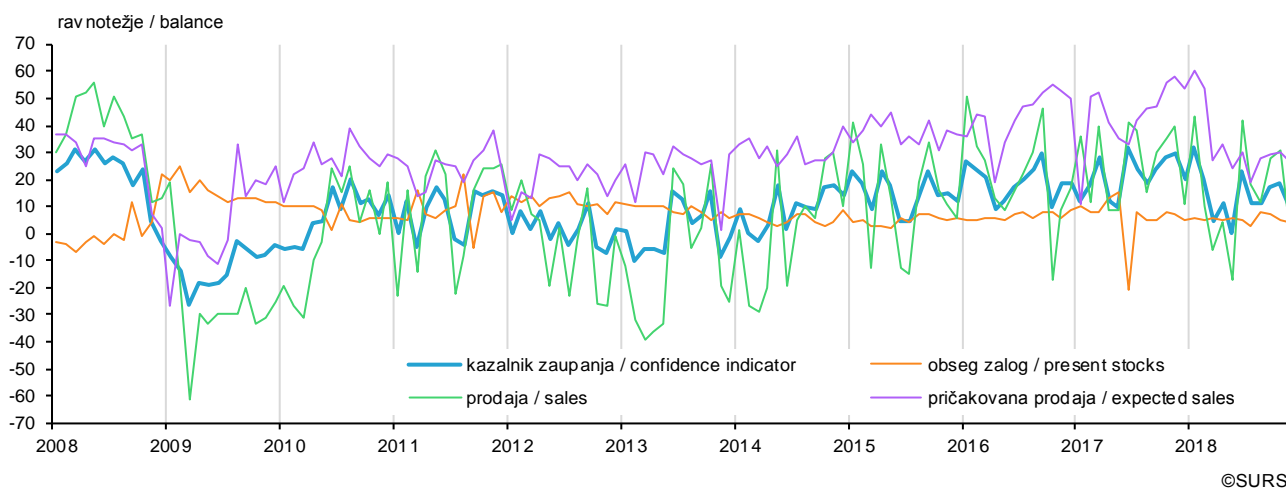
POSLOVNE TENDENCE V TRGOVINI NA DROBNO BUSINESS TENDENCY SURVEY IN RETAIL TRADE

3 KAZALNIK ZAUPANJA V TRGOVINI NA DROBNO CONFIDENCE INDICATOR IN RETAIL TRADE

3.1 KAZALNIK ZAUPANJA V TRGOVINI NA DROBNO V SLOVENIJI IN EU¹⁾ CONFIDENCE INDICATOR IN RETAIL TRADE IN SLOVENIA AND EU¹⁾



3.2 KOMPONENTE KAZALNIKA ZAUPANJA V TRGOVINI NA DROBNO, SLOVENIJA COMPONENTS OF CONFIDENCE INDICATOR IN RETAIL TRADE, SLOVENIA

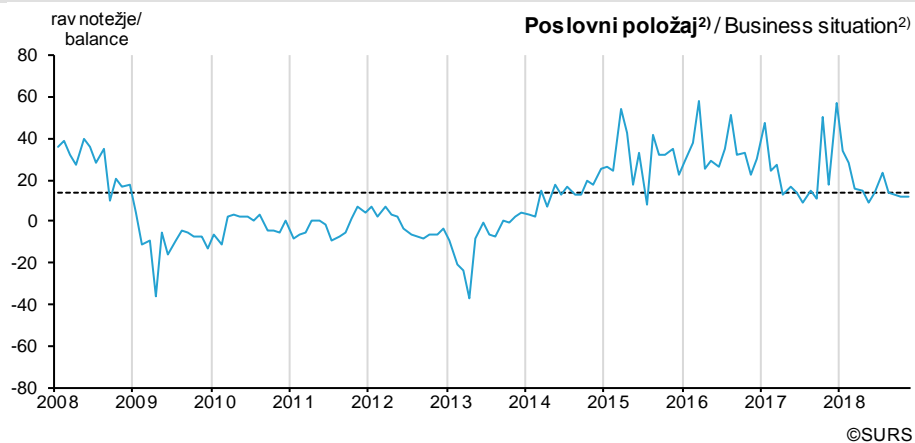


1) Vir: http://ec.europa.eu/economy_finance/db_indicators/surveys/time_series/index_en.htm, okrog 5. v mesecu. Podatki za EU za zadnji mesec niso na voljo.

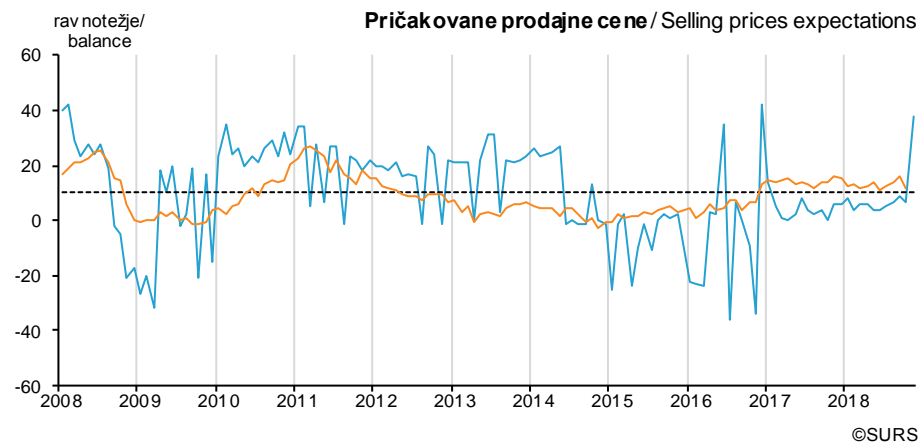
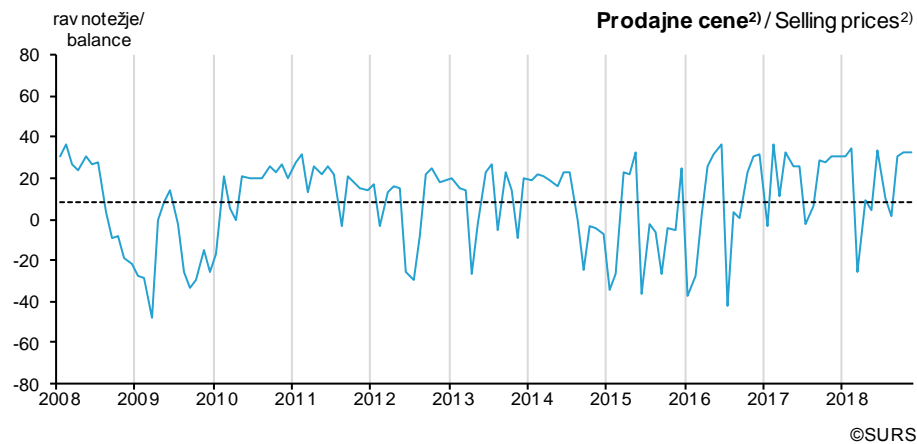
Source: http://ec.europa.eu/economy_finance/db_indicators/surveys/time_series/index_en.htm, around 5th of the month. Data for EU for the last month are not available.

4 GIBANJE EKONOMSKIH KAZALNIKOV V TRGOVINI NA DROBNO V SLOVENIJI IN EU¹⁾ EVOLUTION OF ECONOMIC INDICATORS IN RETAIL TRADE IN SLOVENIA AND EU¹⁾

Ocena stanja
Appreciation of situation



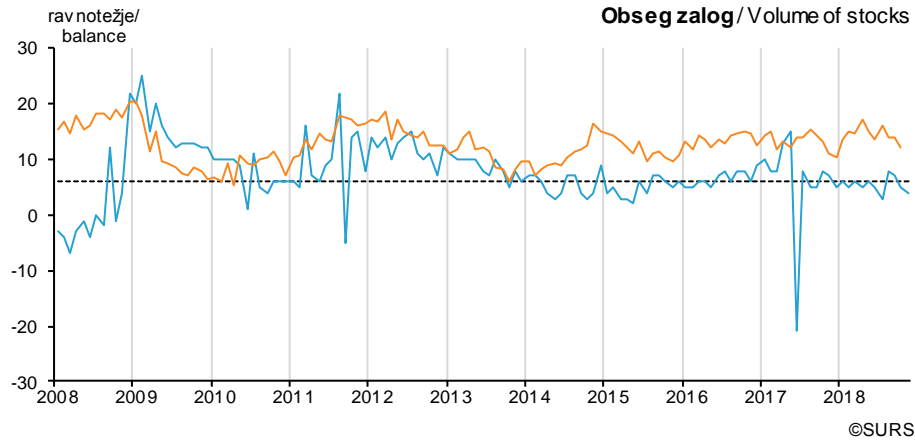
Pričakovanja v naslednjih 3 mesecih
Expectations in the next 3 months



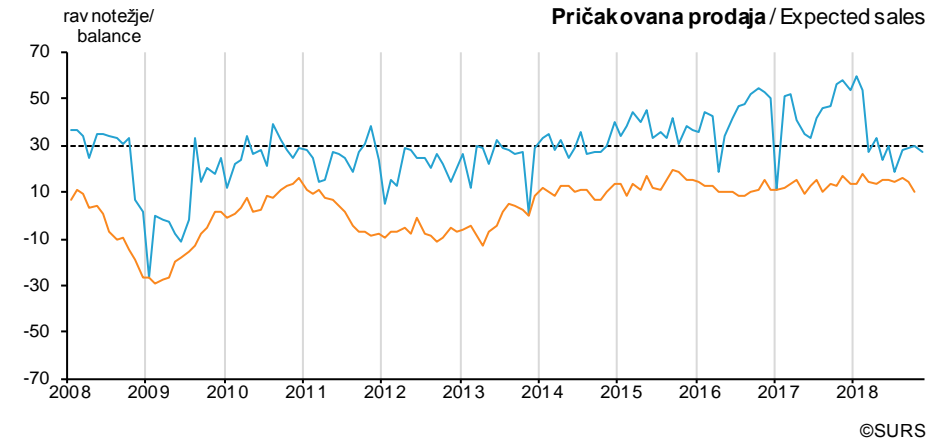
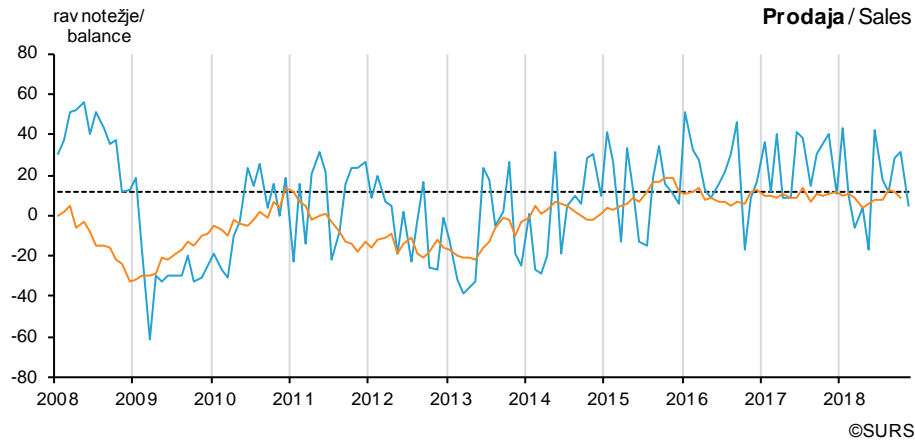
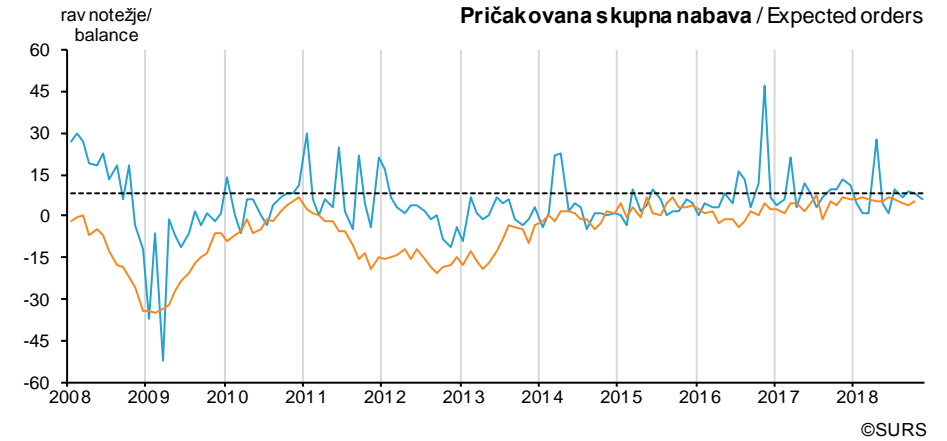
— desezonirani podatki Slovenija / seasonally adjusted data Slovenia
— desezonirani podatki EU / seasonally adjusted data EU

- - - dolgoletno povprečje Slovenija (2005–2017) / long-term average Slovenia (2005–2017)

Ocena stanja
Appreciation of situation



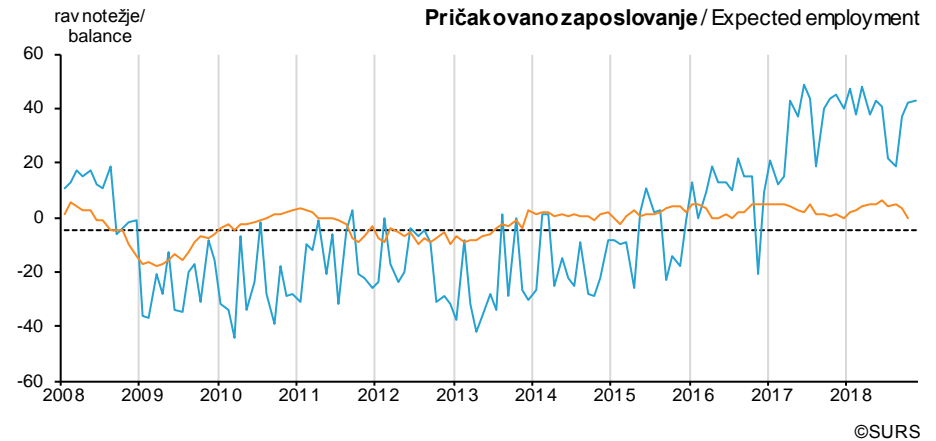
Pričakovanja v naslednjih 3 mesecih
Expectations in the next 3 months



— desezonirani podatki Slovenija / seasonally adjusted data Slovenia
— desezonirani podatki EU / seasonally adjusted data EU

- - - dolgoletno povprečje Slovenija (2005–2017) / long-term average Slovenia (2005–2017)

Pričakovanja v naslednjih 3 mesecih Expectations in the next 3 months

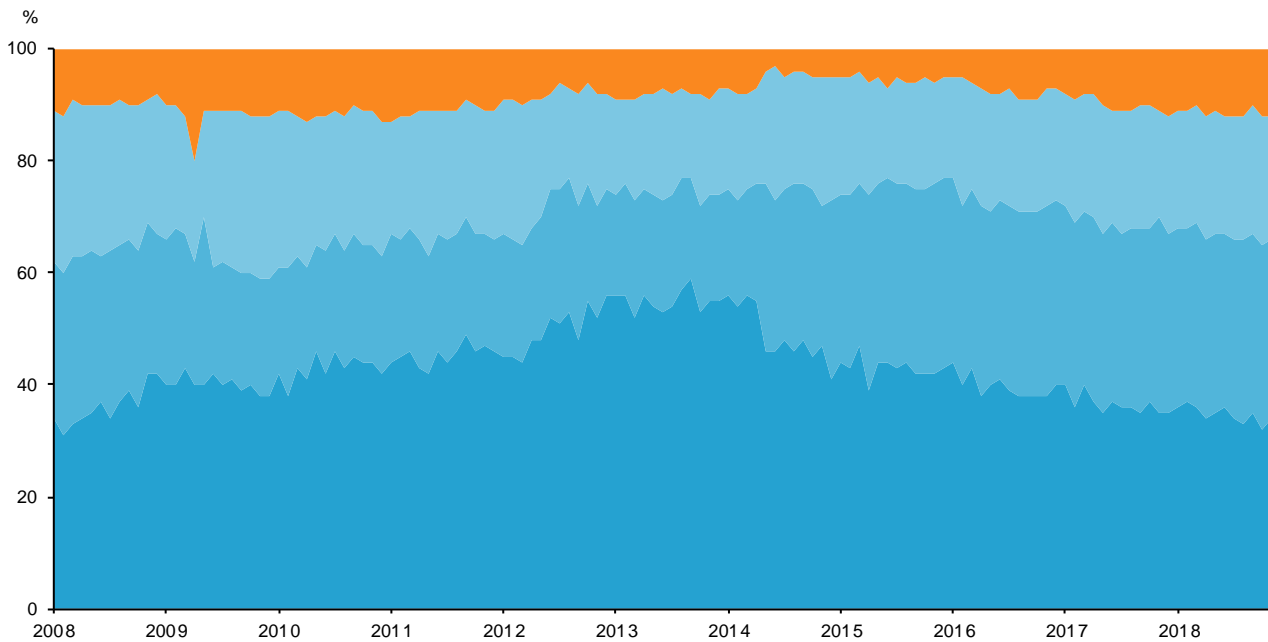


— desezonirani podatki Slovenija / seasonally adjusted data Slovenia
— desezonirani podatki EU / seasonally adjusted data EU

· · · · · dolgoletno povprečje Slovenija (2005–2017) / long-term average Slovenia (2005–2017)

- 1) Vir: http://ec.europa.eu/economy_finance/db_indicators/surveys/time_series/index_en.htm, okrog 5. v mesecu. Podatki za EU za zadnji mesec niso na voljo.
Source: http://ec.europa.eu/economy_finance/db_indicators/surveys/time_series/index_en.htm, around 5th of the month. Data for EU for the last month are not available.
- 2) Podatki za EU niso na voljo. / Data for EU are not available.

5 OMEJITVENI DEJAVNIKI V TRGOVINI NA DROBNO V SLOVENIJI FACTORS LIMITING RETAIL TRADE IN SLOVENIA



©SURS

- hude omejitve / severe limitations
 - težave s ponudbo / supply difficulties
- težave s povpraševanjem / demand difficulties
 - ni omejitev / no limits

Graf o omejitvah v trgovini na drobno prikazuje delež podjetij, ki se soočajo z naslednjimi skupinami omejitev:

- Skupina "**hude omejitve**" zajema podjetja, ki imajo hkrati težave s povpraševanjem in ponudbo.
- Skupina "**težave s povpraševanjem**" zajema podjetja, ki imajo težave vsaj z enim od dejavnikov: nizko povpraševanje ali konkurenca v sektorju.
- Skupina "**težave s ponudbo**" zajema podjetja, ki imajo težave vsaj z enim od dejavnikov: slaba ponudba, visoki stroški dela, visoka cena denarja, težka dostopnost do bančnih kreditov, premajhna prodajna površina ali premajhni skladiščni prostori.
- Skupina "**ni omejitev**" zajema podjetja, ki nimajo težav pri prodaji.

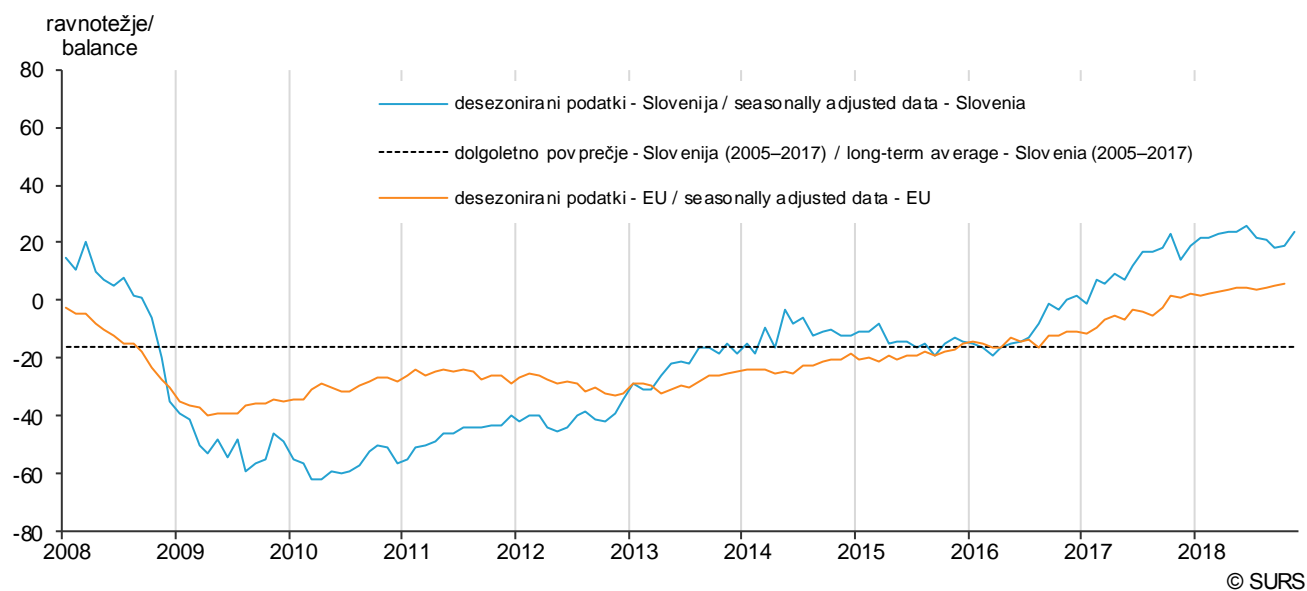
The chart on factors limiting retail trade shows the share of enterprises faced with the following groups of limitations:

- Group "**severe limitations**" includes enterprises faced with both demand and supply difficulties.
- Group "**demand difficulties**" includes enterprises faced with at least one of the limiting factors: low demand or competition in their own sector.
- Group "**supply difficulties**" includes enterprises faced with at least one of the limiting factors: shortage of supply, high cost of labour, high cost of money, access to bank credits, shortage of sales surface or small storage capacity.
- Group "**no limits**" includes enterprises with no limits to retail.

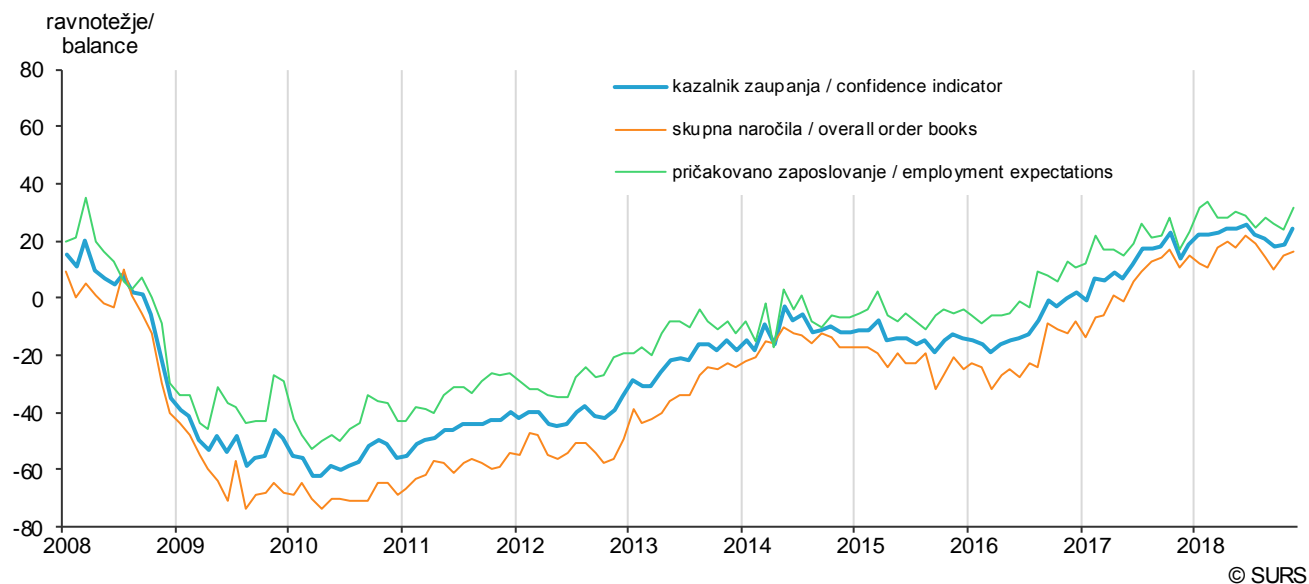
POSLOVNE TENDENCE V GRADBENIŠTVU BUSINESS TENDENCY IN CONSTRUCTION

6 KAZALNIK ZAUPANJA V GRADBENIŠTVU CONSTRUCTION CONFIDENCE INDICATOR

6.1 KAZALNIK ZAUPANJA V GRADBENIŠTVU V SLOVENIJI IN EU¹⁾ CONSTRUCTION CONFIDENCE INDICATOR IN SLOVENIA AND EU¹⁾



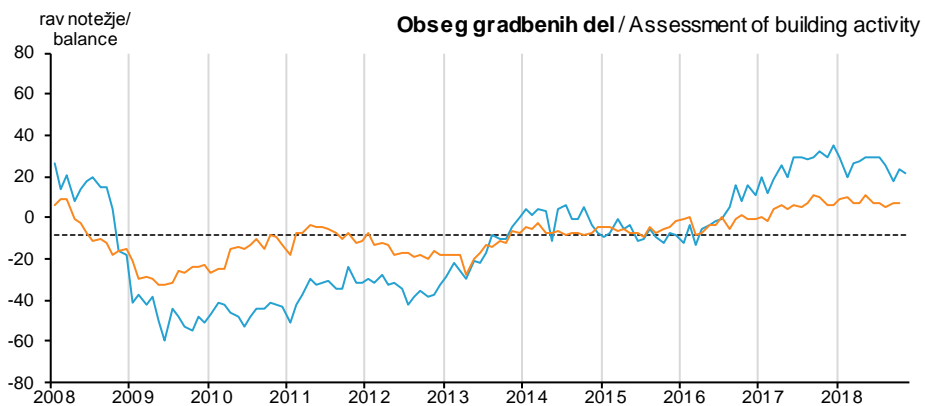
6.2 KOMPONENTE KAZALNIKA ZAUPANJA V GRADBENIŠTVU, SLOVENIJA COMPONENTS OF CONSTRUCTION CONFIDENCE INDICATOR, SLOVENIA



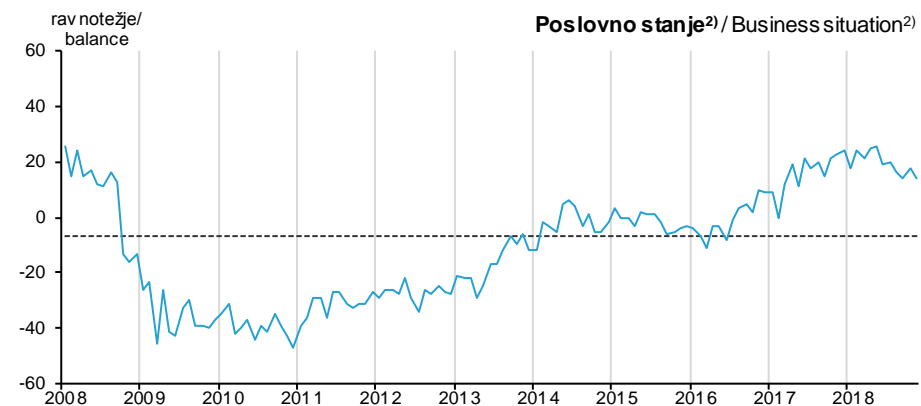
1) Vir: http://ec.europa.eu/economy_finance/db_indicators/surveys/time_series/index_en.htm, okrog 5. v mesecu. Podatki za EU za zadnji mesec niso na voljo.

Source: http://ec.europa.eu/economy_finance/db_indicators/surveys/time_series/index_en.htm, around 5th of the month. Data for EU for the last month are not available.

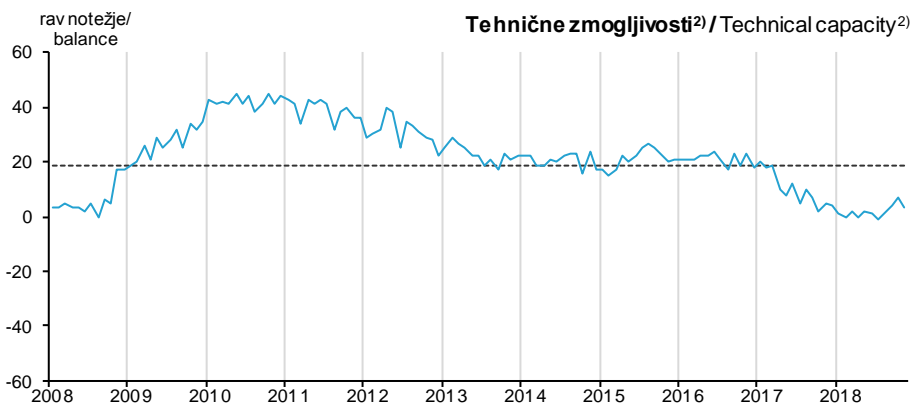
7 GIBANJE EKONOMSKIH KAZALNIKOV V GRADBENIŠTVU V SLOVENIJI IN EU¹⁾ EVOLUTION OF ECONOMIC INDICATORS IN CONSTRUCTION IN SLOVENIA AND EU¹⁾



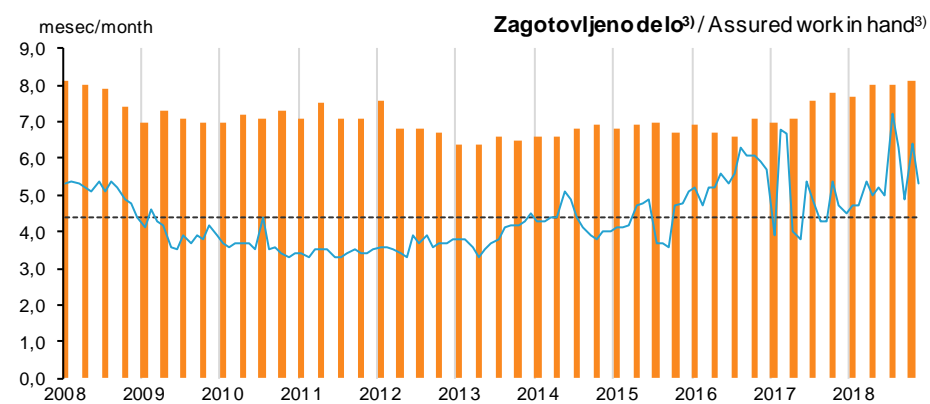
© SURS



© SURS



© SURS

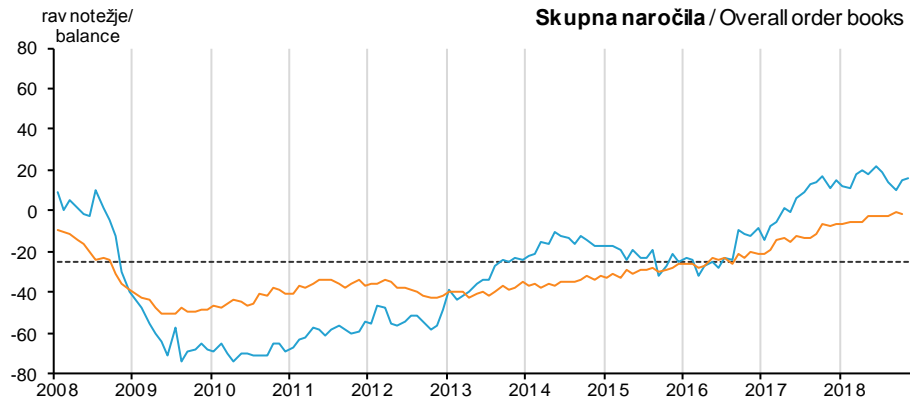


© SURS

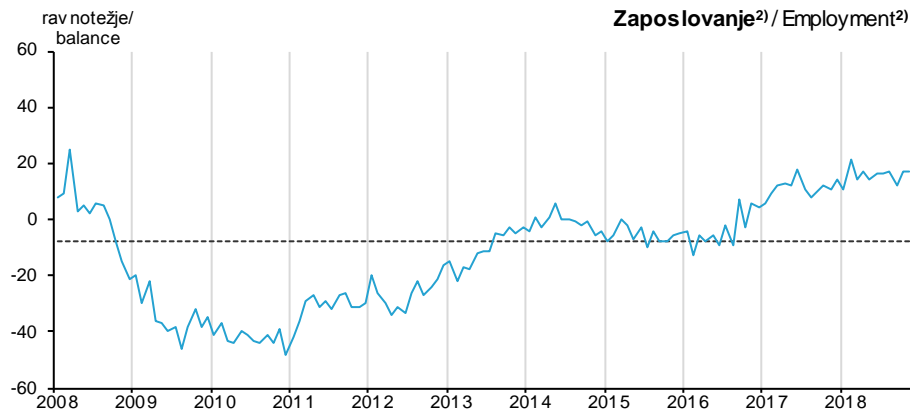
— desezonirani podatki Slovenija / seasonally adjusted data Slovenia
— desezonirani podatki EU / seasonally adjusted data EU

--- dolgoletno povprečje Slovenija (2005–2017) / long-term average Slovenia (2005–2017)

Ocena stanja
Appreciation of situation



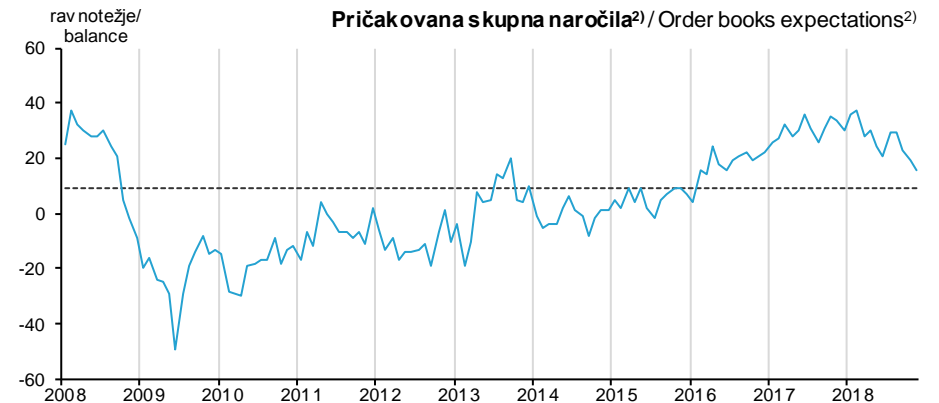
© SURS



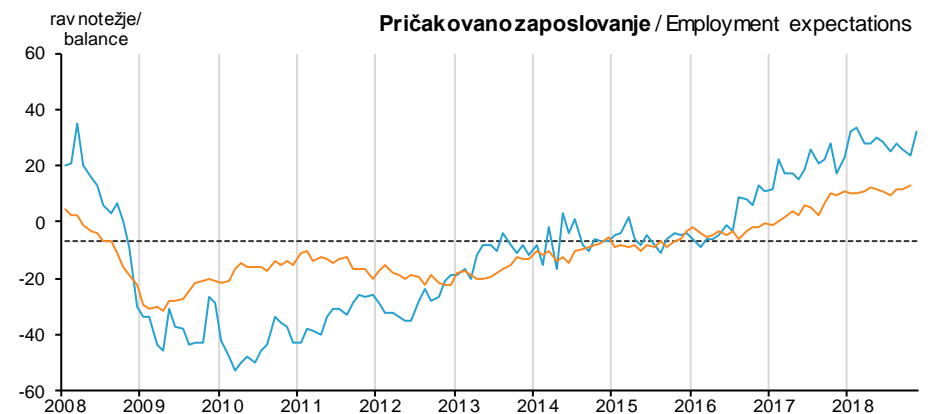
© SURS

— desezonirani podatki Slovenija / seasonally adjusted data Slovenia
— desezonirani podatki EU / seasonally adjusted data EU

Pričakovanja v naslednjih 3 mesecih
Expectations over the next 3 months



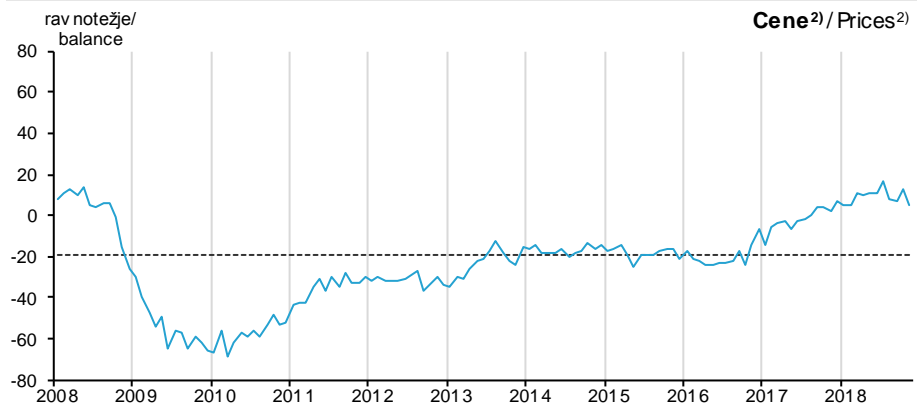
© SURS



© SURS

--- dolgoletno povprečje Slovenija (2005–2017) / long-term average Slovenia (2005–2017)

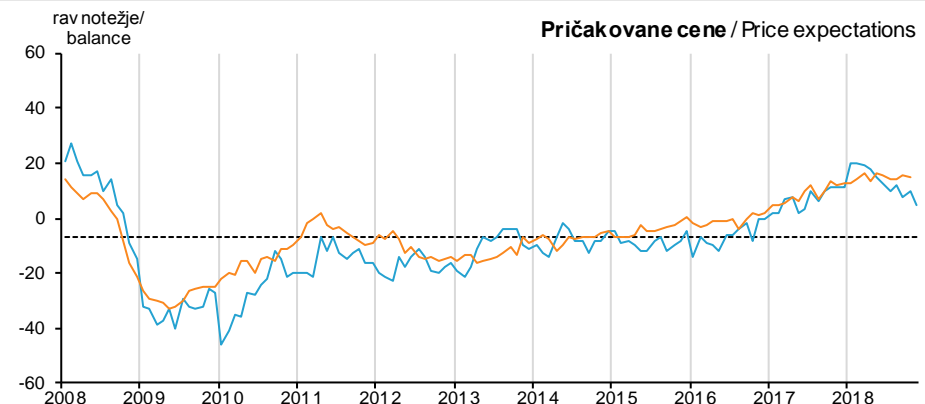
Ocena stanja Appreciation of situation



© SURS

- desezonirani podatki Slovenija / seasonally adjusted data Slovenia
- desezonirani podatki EU / seasonally adjusted data EU

Pričakovanja v naslednjih 3 mesecih Expectations over the next 3 months

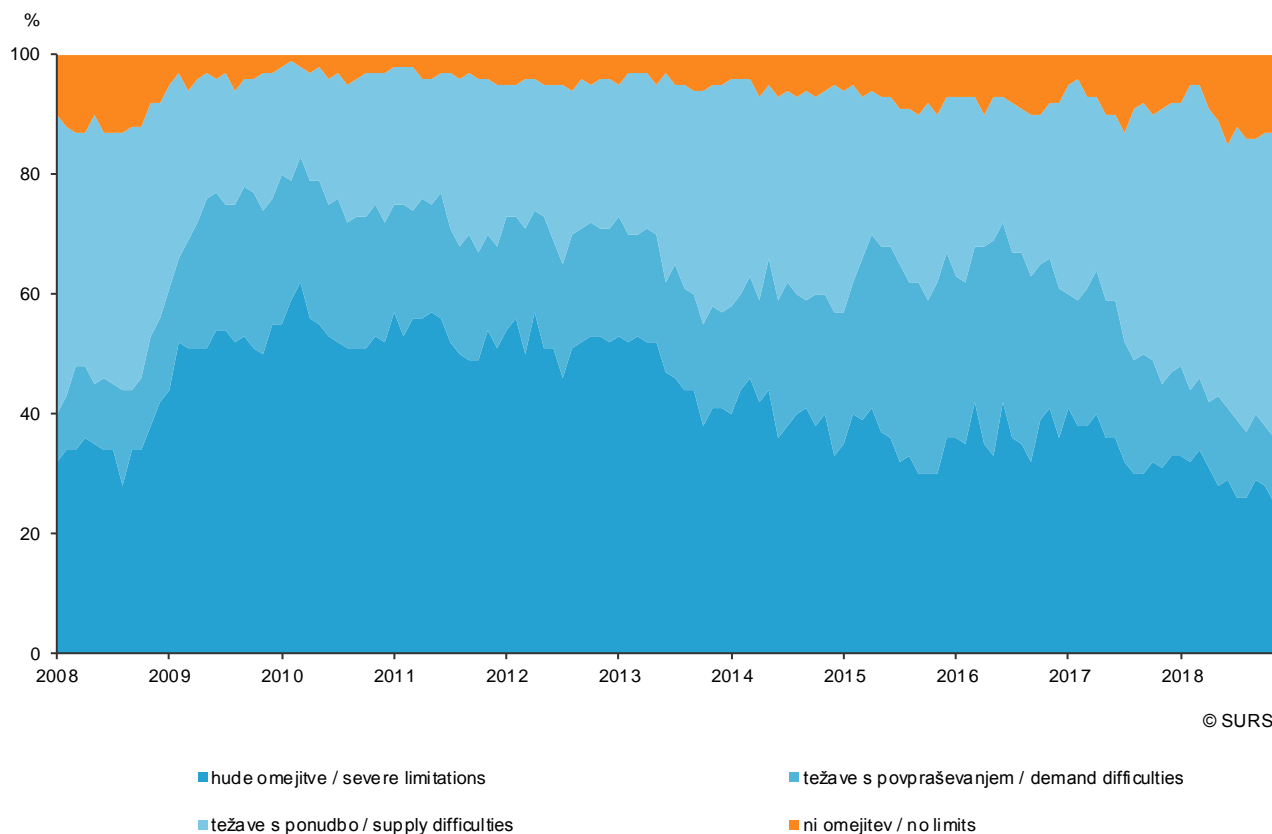


© SURS

- - - dolgoletno povprečje Slovenija (2005–2017) / long-term average Slovenia (2005–2017)

- 1) Vir: http://ec.europa.eu/economy_finance/db_indicators/surveys/time_series/index_en.htm, okrog 5. v mesecu. Podatki za EU za zadnji mesec niso na voljo.
Source: http://ec.europa.eu/economy_finance/db_indicators/surveys/time_series/index_en.htm, around 5th of the month. Data for EU for the last month are not available.
- 2) Podatki za EU niso na voljo. / Data for EU are not available.
- 3) Kazalnik opazujejo v EU vsake tri mesece. / In the EU the indicator is observed every three months.

8 OMEJITVENI DEJAVNIKI V GRADBENIŠTVU V SLOVENIJI FACTORS LIMITING BUILDING ACTIVITY IN SLOVENIA



Graf o omejitvah v gradbeništvu prikazuje delež podjetij, ki se soočajo z naslednjimi skupinami omejitev:

- Skupina "**hude omejitve**" zajema podjetja, ki imajo hkrati težave s povpraševanjem in ponudbo.
- Skupina "**težave s povpraševanjem**" zajema podjetja, ki imajo težave vsaj z enim od dejavnikov: nezadostno povpraševanje ali velika konkurenca v dejavnosti.
- Skupina "**težave s ponudbo**" zajema podjetja, ki imajo težave vsaj z enim od dejavnikov: slabi vremenski pogoji, visoki stroški materiala, dela, visoki finančni stroški, težave pri pridobivanju kreditov, pomanjkanje usposobljenih delavcev, opreme ali materialov.
- Skupina "**ni omejitev**" zajema podjetja, ki nimajo težav pri gradbeni dejavnosti.

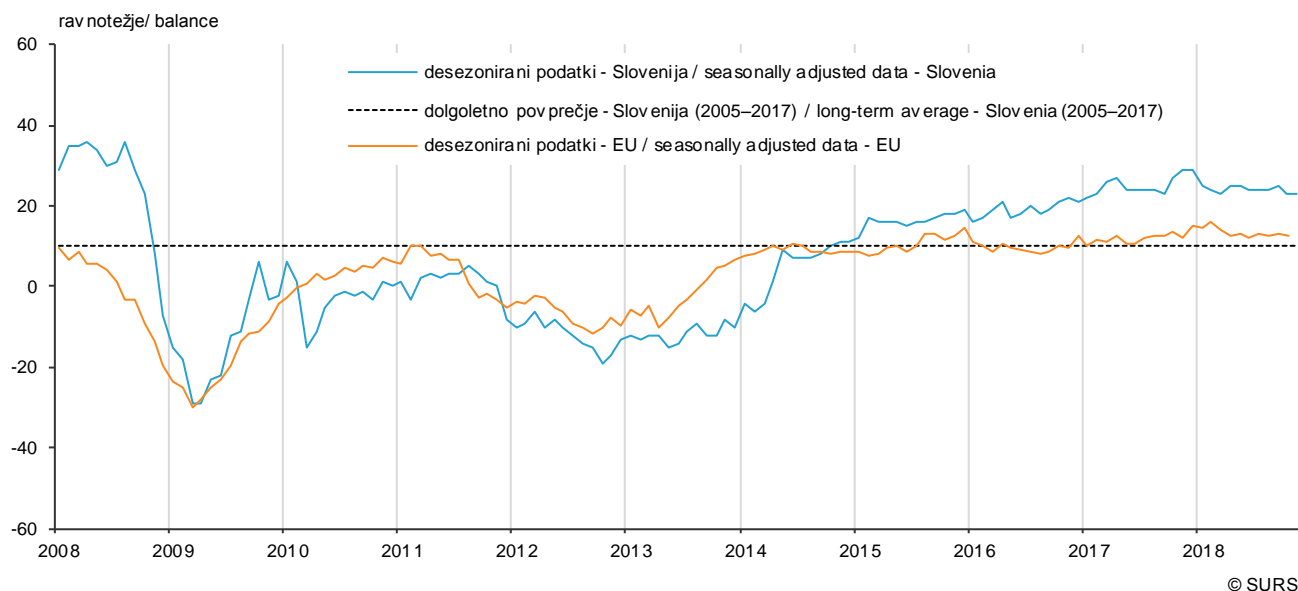
The chart on factors limiting construction shows the share of enterprises faced with the following groups of limitations:

- Group "**severe limitations**" includes enterprises faced with both demand and supply difficulties.
- Group "**demand difficulties**" includes enterprises faced with at least one of the limiting factors: insufficient demand or competition in own sector.
- Group "**supply difficulties**" includes enterprises faced with at least one of the limiting factors: bad weather conditions, high cost of material, labour or capital, access to bank credits, shortage of skilled labour, of equipment or of material.
- Group "**no limits**" includes enterprises with no limits in building activity.

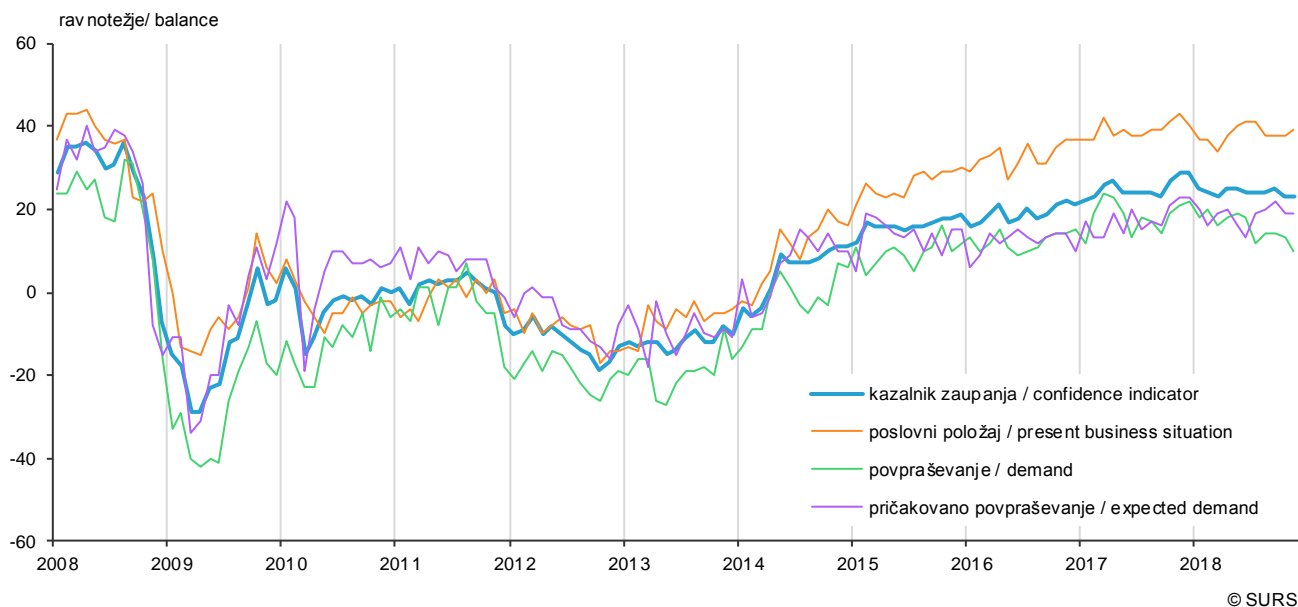
POSLOVNE TENDENCE V STORITVENIH DEJAVNOSTIH BUSINESS TENDENCY SURVEY IN SERVICES

9 KAZALNIK ZAUPANJA V STORITVENIH DEJAVNOSTIH CONFIDENCE INDICATOR IN SERVICES

9.1 KAZALNIK ZAUPANJA V STORITVENIH DEJAVNOSTIH V SLOVENIJI IN EU¹⁾ CONFIDENCE INDICATOR IN SERVICES IN SLOVENIA AND EU¹⁾



9.2 KOMPONENTE KAZALNIKA ZAUPANJA V STORITVENIH DEJAVNOSTIH, SLOVENIJA COMPONENTS OF CONFIDENCE INDICATOR IN SERVICES, SLOVENIA

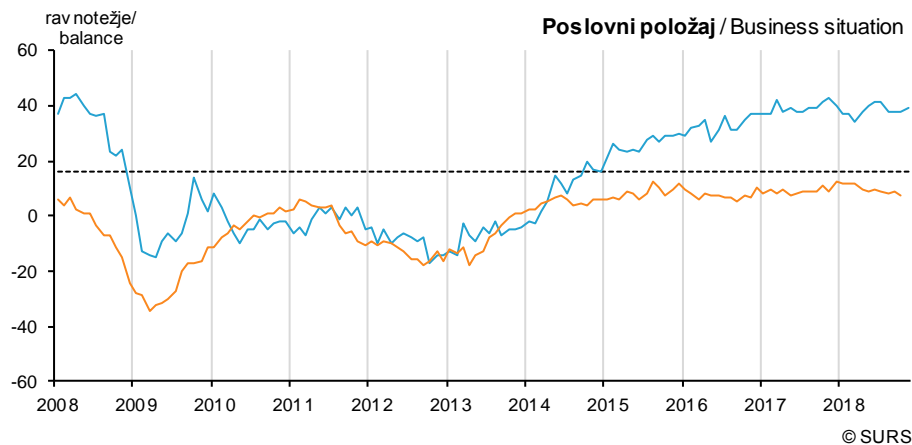


1) Vir: http://ec.europa.eu/economy_finance/db_indicators/surveys/time_series/index_en.htm, okrog 5. v mesecu. Podatki za EU za zadnji mesec niso na voljo.

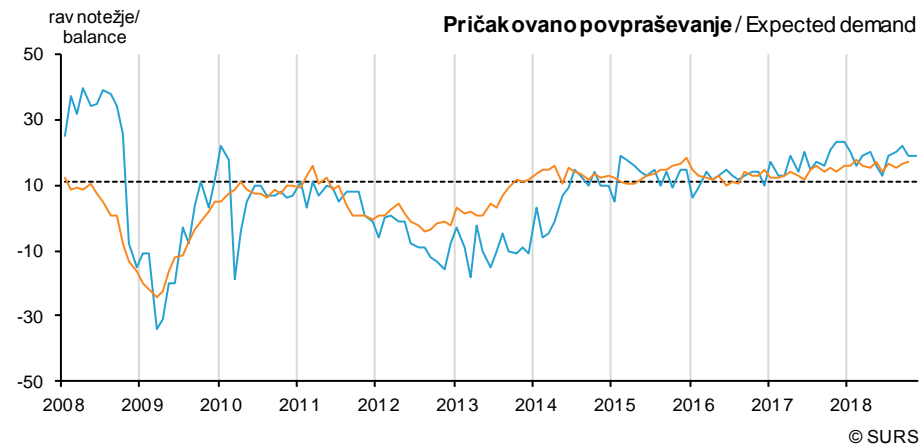
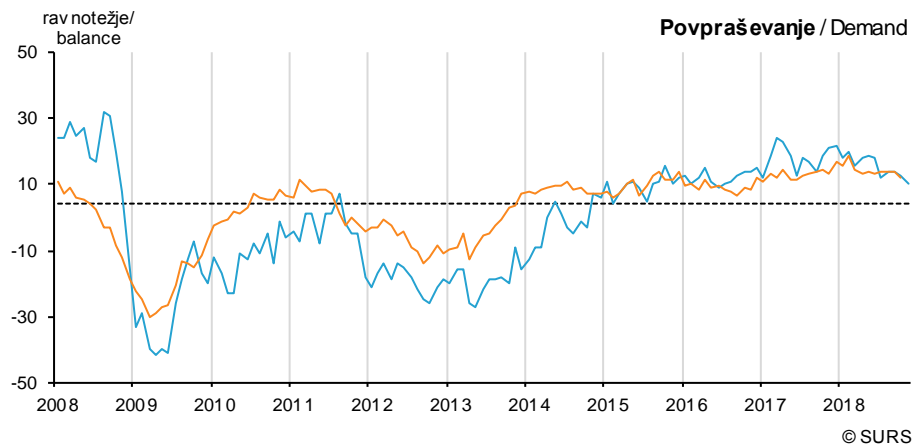
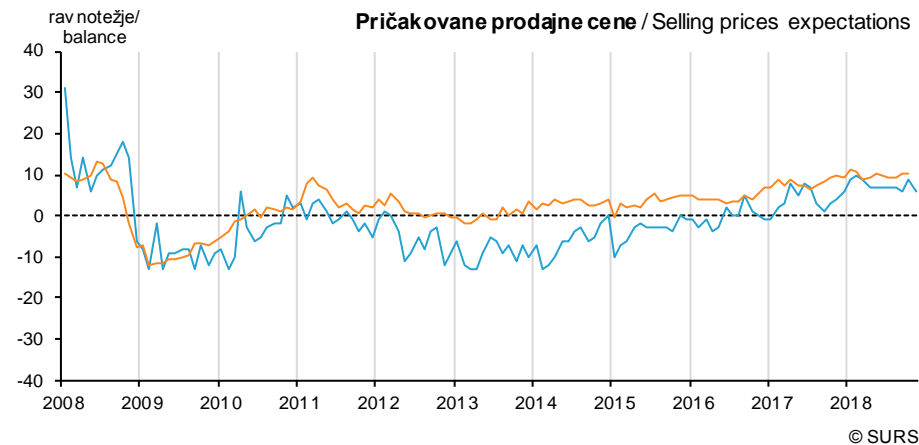
Source: http://ec.europa.eu/economy_finance/db_indicators/surveys/time_series/index_en.htm, around 5th of the month. Data for EU for the last month are not available.

10 GIBANJE EKONOMSKIH KAZALNIKOV V STORITVENIH DEJAVNOSTIH V SLOVENIJI IN EU¹⁾ EVOLUTION OF ECONOMIC INDICATORS IN SERVICES IN SLOVENIA AND EU¹⁾

Ocena stanja
Appreciation of situation



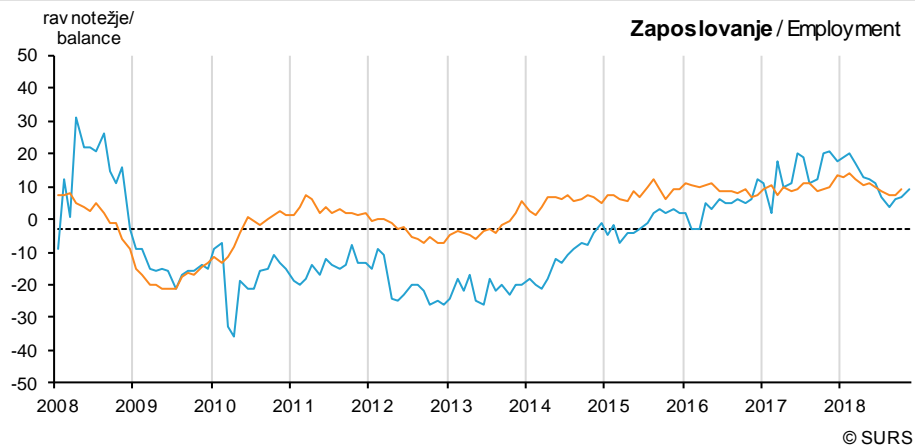
Pričakovanja v naslednjih 3 mesecih
Expectations in the next 3 months



— desezonirani podatki Slovenija / seasonally adjusted data Slovenia
— desezonirani podatki EU / seasonally adjusted data EU

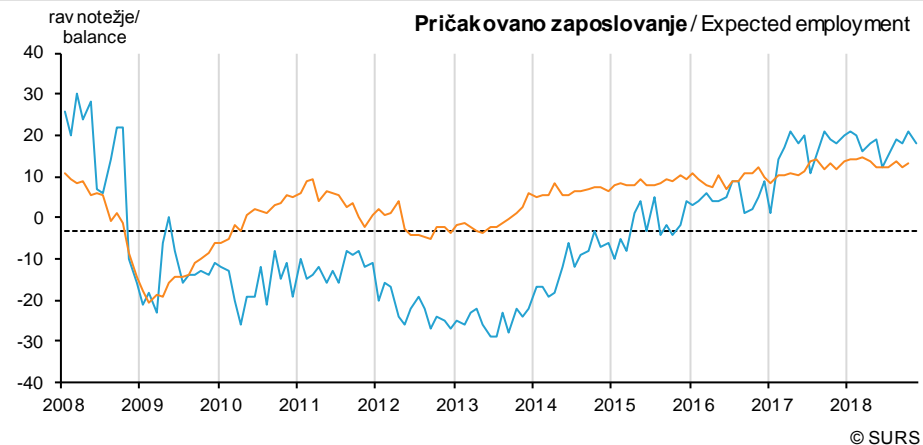
- - - dolgoletno povprečje Slovenija (2005–2017) / long-term average Slovenia (2005–2017)

Ocena stanja
Appreciation of situation



— desezonirani podatki Slovenija / seasonally adjusted data Slovenia
— desezonirani podatki EU / seasonally adjusted data EU

Pričakovanja v naslednjih 3 mesecih
Expectations in the next 3 months



--- dolgoletno povprečje Slovenija (2005–2017) / long-term average Slovenia (2005–2017)

- 1) Vir: http://ec.europa.eu/economy_finance/db_indicators/surveys/time_series/index_en.htm, okrog 5. v mesecu. Podatki za EU za zadnji mesec niso na voljo.
Source: http://ec.europa.eu/economy_finance/db_indicators/surveys/time_series/index_en.htm, around 5th of the month. Data for EU for the last month are not available.

POSLOVNE TENDENCE – INVESTICIJE V PREDELOVALNIH DEJAVNOSTIH

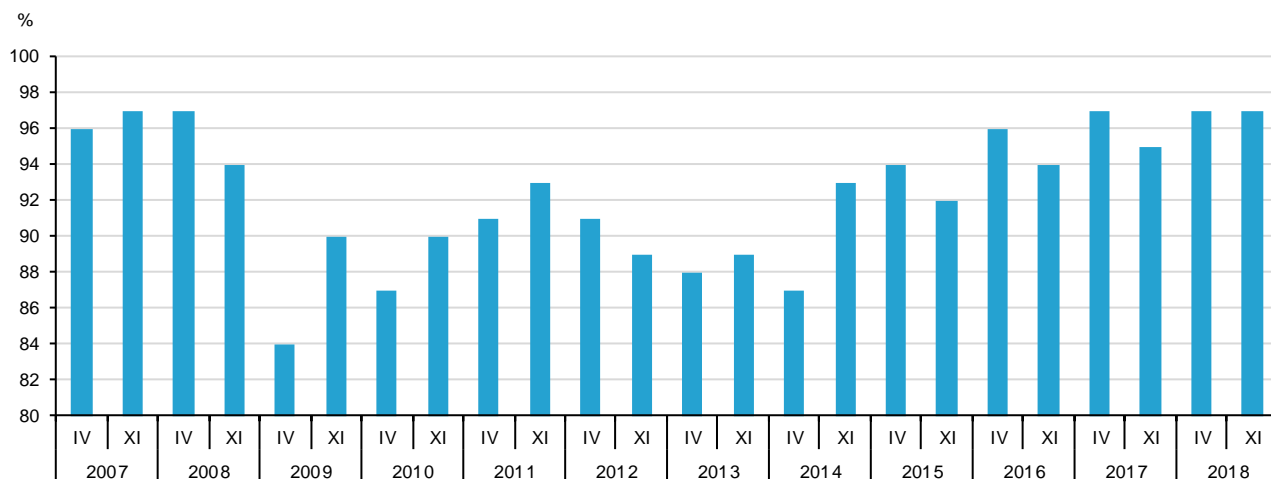
BUSINESS TENDENCY – INVESTMENT IN MANUFACTURING

11 INVESTICIJE V PREDELOVALNIH DEJAVNOSTIH

INVESTMENT IN MANUFACTURING

11.1 DELEŽ PODJETIJ, KI INVESTIRAJO, SLOVENIJA

SHARE OF INVESTMENT ENTERPRISES, SLOVENIA

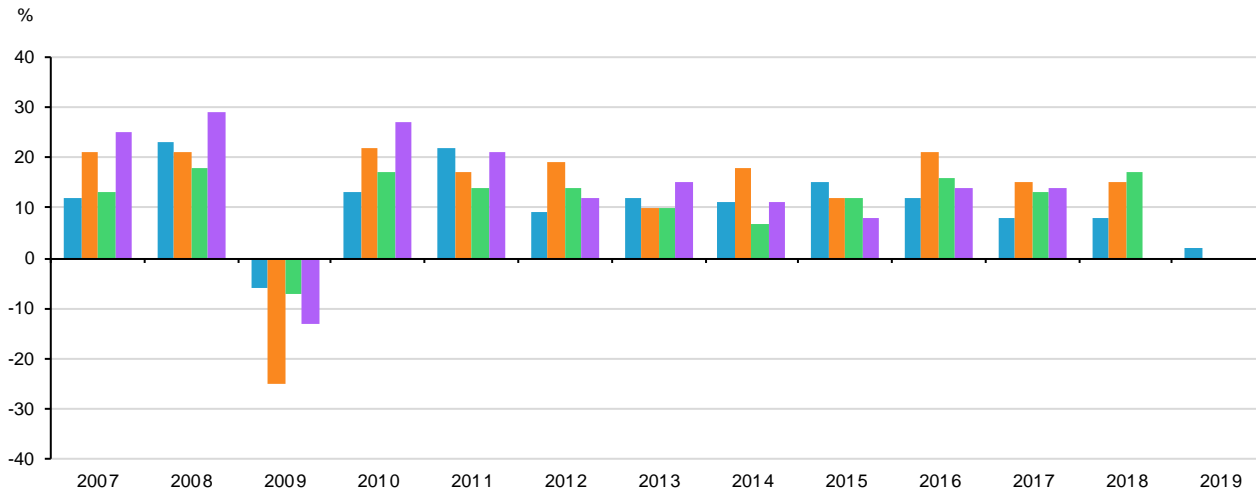


IV - rezultati spomladanske ankete / spring survey results XI - rezultati jesenske ankete / autumn survey results

© SURS

11.2 INVESTICIJE V OSNOVNA SREDSTVA - % SPREMEMBE GLEDE NA PREDHODNO LETO

FIXED CAPITAL INVESTMENT - % CHANGE IN RELATION TO PRECEDING YEAR



© SURS

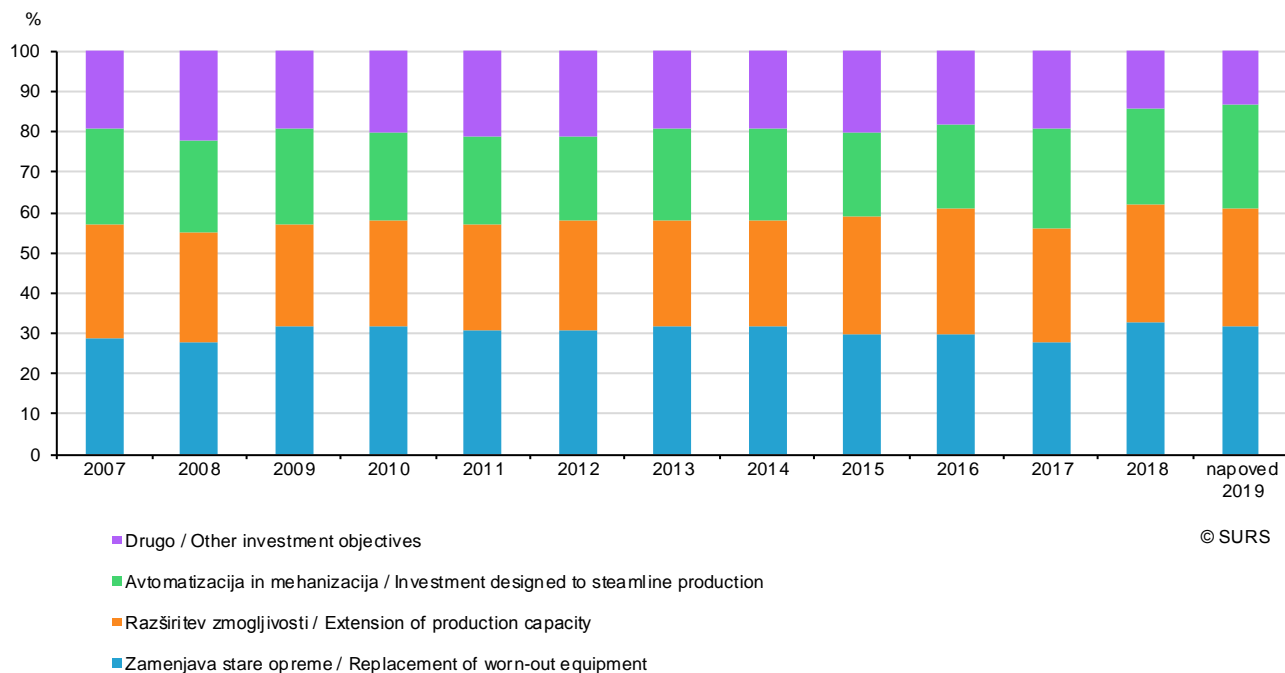
■ Napoved za opazovano leto, izražena v predhodnem letu. / Assessment for the observed year made in the preceding year.

■ Spomladanska ocena za tekoče leto v primerjavi s predhodnim letom. / Spring assessment for the observed year made in comparison with the preceding year.

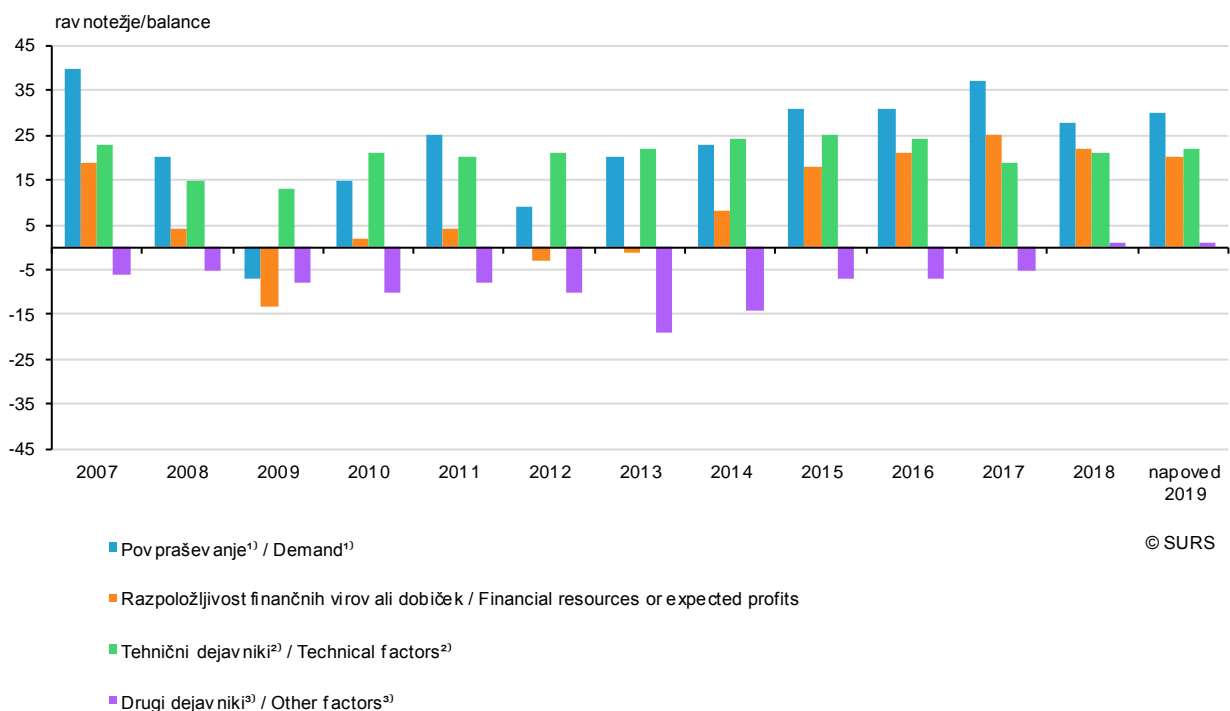
■ Jesenska ocena za tekoče leto v primerjavi s predhodnim letom. / Autumn assessment for the observed year made in comparison with the preceding year.

■ Ocena za opazovano leto, izražena v naslednjem letu. / Assessment for the observed year made next year.

11.3 STRUKTURA INVESTICIJ V PREDELOVALNIH DEJAVNOSTIH STRUCTURE OF INVESTMENT IN MANUFACTURING



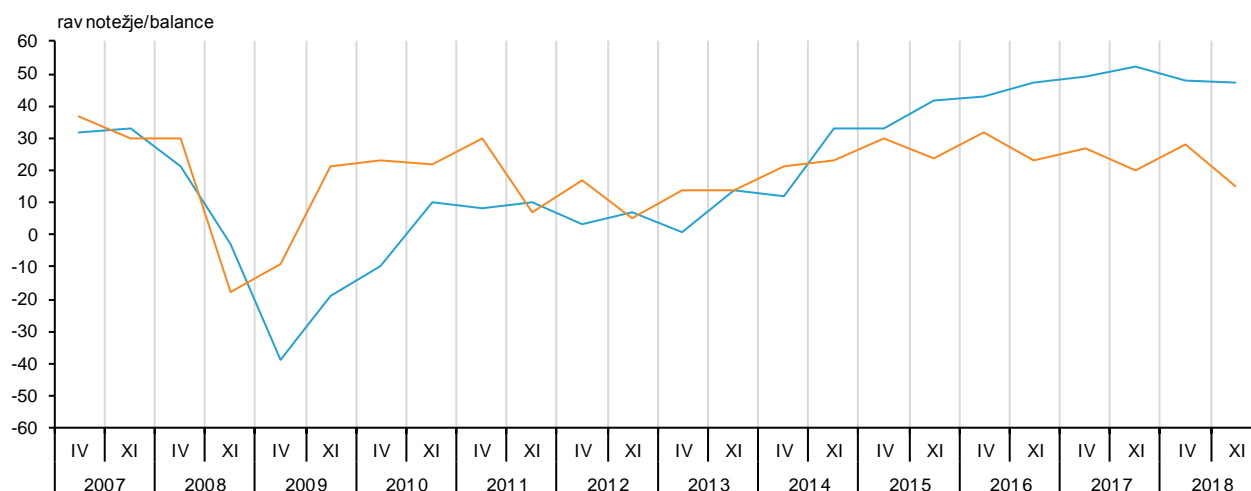
11.4 VPLIV RAZLIČNIH DEJAVNIKOV NA INVESTICIJE V PREDELOVALNIH DEJAVNOSTIH FACTORS INFLUENCING INVESTMENT IN MANUFACTURING



- 1) Izkoriščenost proizvodnih zmogljivosti in prodajna pričakovanja / Capacity utilisation rate and the sales prospects
- 2) Tehnološki razvoj, razpoložljivost kvalificirane delovne sile in njihov odnos do novih tehnologij, pogoji za pridobitev dovoljenj / Technical developments, availability of labour and its attitude towards the new technologies, technical conditions for investment permit
- 3) Davčna politika, možnost prenosa proizvodnje v tujino ipd. / Taxation, chance of transfer of production abroad

12 POSLOVNO STANJE PREDELOVALNIH PODJETIJ, SLOVENIJA BUSINESS SITUATION OF MANUFACTURING ENTERPRISES, SLOVENIA

12.1 SEDANJE IN PRIČAKOVANO POSLOVNO STANJE PRESENT AND EXPECTED BUSINESS SITUATION



© SURS

— sedanje poslovno stanje / present business situation

— pričakovano poslovno stanje / expected business situation

IV – rezultati spomladanske ankete / spring survey results

XI – rezultati jesenske ankete / autumn survey results