



REPUBLIC OF SLOVENIA
STATISTICAL OFFICE



International Camping Day

Probably every day in a year is dedicated to a certain topic. Thus, we have a family day, a youth day, an ice cream day, a beer day, etc. Every second Sunday in September lovers of camping have their own day. What do official statistical data say about this?

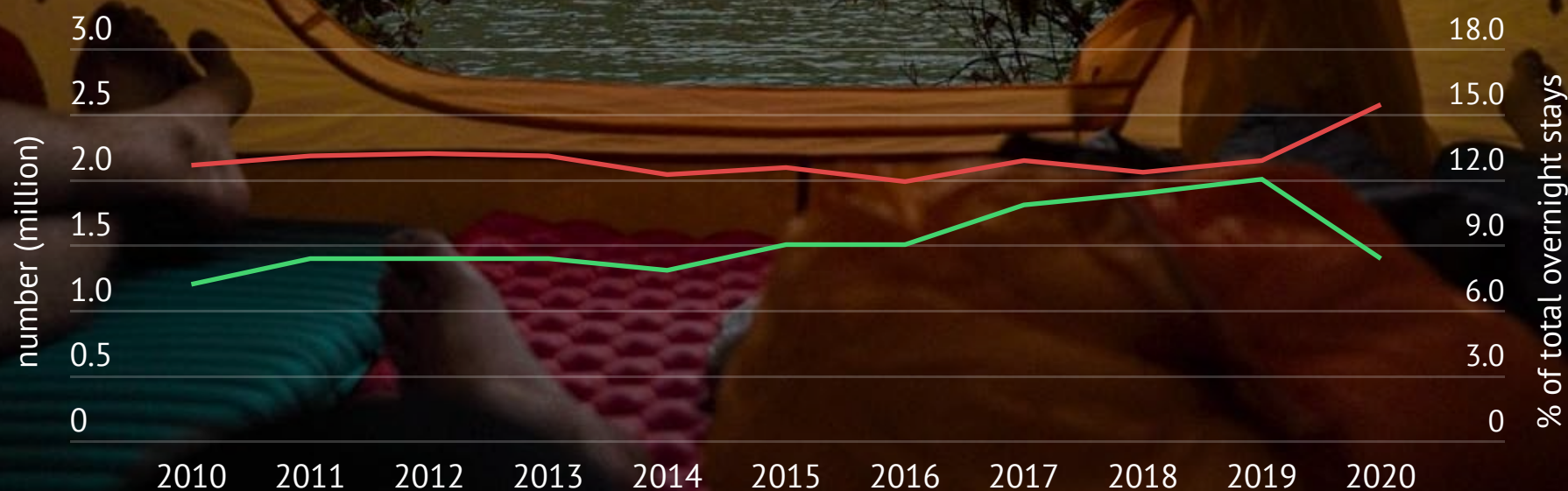
In 2020, almost 33,000 beds were available in camping sites in Slovenia. Most of them, over a third, were available in the Gorenjska statistical region. In camping sites in Slovenia over 450,000 tourist arrivals and over 1.4 million overnight stays were recorded in 2020. Domestic tourists generated 61% of arrivals. They spent on average 3.3 nights, while foreign tourists spent on average 2.9 nights.



Number of overnight stays in camping sites is growing

The number of overnight stays in camping sites has been growing since 2010. The exceptions were 2014 and due to the COVID-19 pandemic 2020. However, the share of overnight stays in camping sites increased in 2020 compared to all overnight stays in Slovenia.

Tourist overnight stays in camping sites, Slovenia



● number (million) ● % of total overnight stays

Most foreign tourists in camping sites from Germany

In 2020, most foreign arrivals and overnight stays in camping sites were generated by tourists from Germany (over 99,000 arrivals and 275,000 overnight stays). They spent on average 2.8 nights. On average most nights in camping sites were spent by tourists from Montenegro (5.5), followed by tourists from the Netherlands and Ireland (4.7 each).

Arrivals and overnight stays of foreign tourists in camping sites, Slovenia, 2020

arrivals

overnight stays

Germany
99,171

other countries
35,713

Netherlands
16,167

Italy
10,873

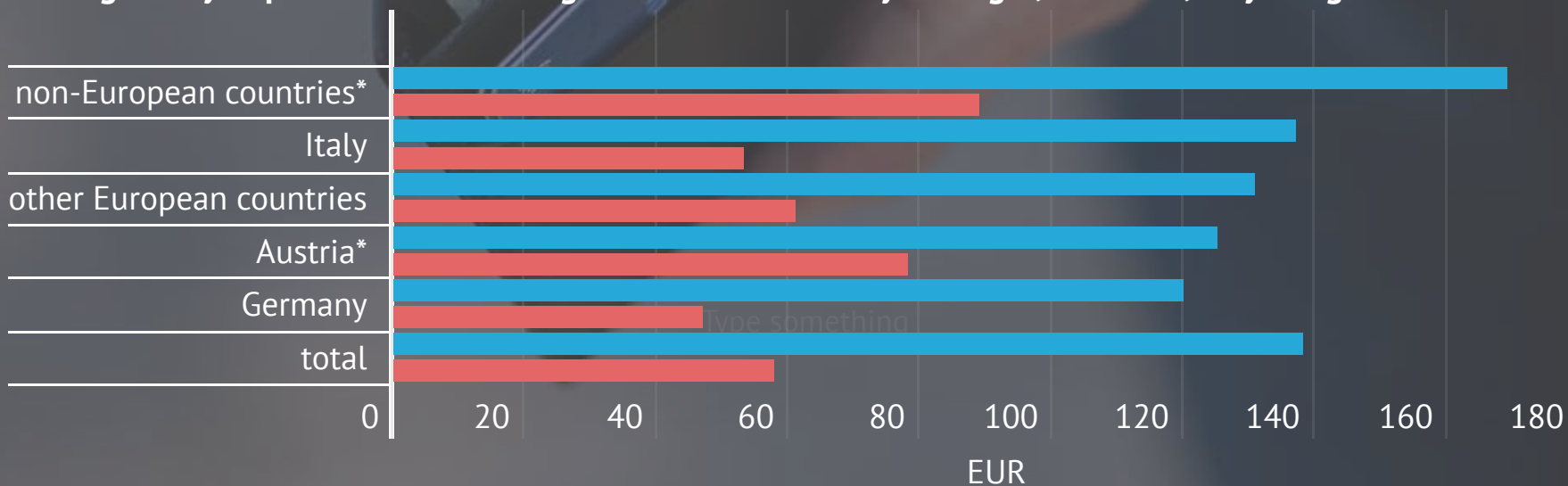
Austria
18,107

Czechia
10,701

Average daily expenditure of a foreign tourist in a camping site in Slovenia: EUR 58

Average daily expenditure of a foreign tourist staying in one of the camping sites in Slovenia in July and August 2019 was EUR 58, which was 58% less than average daily expenditure of a foreign tourist staying in this period in a hotel. In addition to accommodation, this expenditure includes all expenditure of the tourist during the stay in Slovenia (food, beverages, transport, cultural and sporting activities, etc.).

Average daily expenditure of a foreign tourist and country of origin, Slovenia, July–August 2019



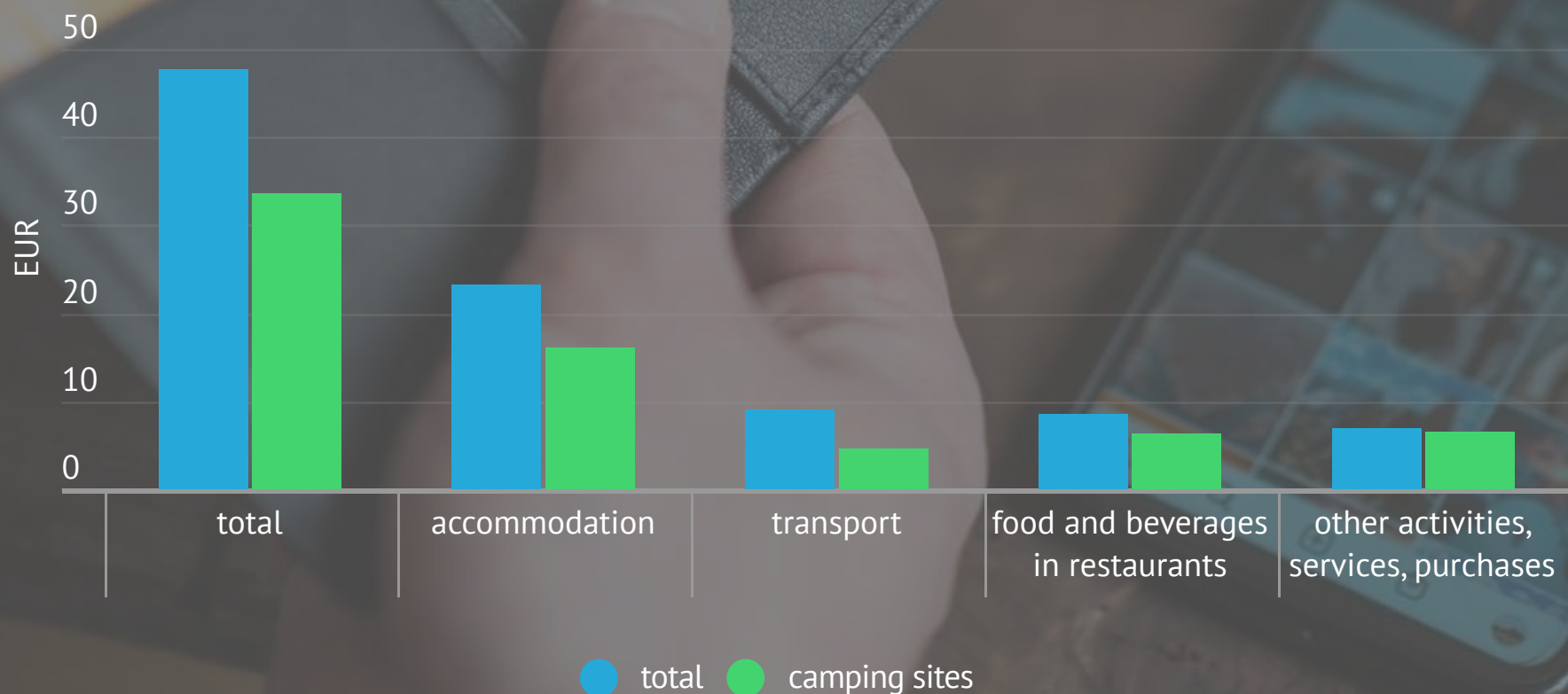
● hotels ● camping sites

* Data on camping sites are less reliable.
Source: SURS

Average daily expenditure of a domestic tourist in a camping site: EUR 34

A domestic tourist staying in a camping site in Slovenia or abroad in 2020 spent on average almost EUR 34 per day, which was 30% less than the average, i.e. total expenditure in all accommodation establishments. Almost half of domestic tourists' expenditure in camping sites was for accommodation, while the least was spent on transport (13.8%).

Structure of domestic tourists' expenditure by type of accommodation, Slovenia, 2020



Source: SURS

The most important camping equipment: tent, caravan or camper van



In 2020, Slovenia imported just over EUR 3 million of tents, most from Italy (47.2%), followed by Germany (16.7%) and China (8.7%).



In 2020, Slovenia imported 130 caravans worth almost a million euros. Most of them (34 each) were imported from Hungary and Croatia. In value terms, most caravans were imported from Germany (almost half a million euros). At the end of 2020, 5,952 caravans were registered in Slovenia.



In 2020, Slovenia imported 197 camper vans worth almost EUR 8.5 million. Most of them (94 worth almost EUR 4.7 million) were imported from Germany, followed by Hungary (37 worth just over EUR 1.1 million). At the end of 2020, 6,018 camper vans were registered in Slovenia.